

## High Pressure

### MOST POPULAR GUNS





Gun - AL35 Soft Trigger		BE		Gun - Vega		Gun - RL37 BAR	
Standard		Standard		Premium		Premium	
						<i>The new generation "Vega" gun</i>	
Inlet:	3/8" Bsp F	Inlet:	3/8" F	Inlet:	3/8" Bsp F	Inlet:	3/8" Bsp F
Outlet:	1/4" Bsp F	Outlet:	1/4" F	Outlet:	1/4" Bsp F	Outlet:	1/4" Bsp F
Flow:	30 l/min.,	Flow:	40 l/min.	Flow:	40 l/min.	Flow:	40 l/min.
Pressure:	5000Psi	Pressure:	4500 Psi (max. 5000)	Pressure:	4500 Psi (max. 5000)	Pressure:	4500 Psi (max. 5000)
		Temp:	160°C	Temp:	160°C	Temp:	160°C
155 4018000079 Gun	\$57	155 4018000079 Bsp	\$57 (D20)	145 30.2000.86 Gun	\$74 (25)	145 30.1220.00 Gun	\$69 (15)
155 4344.46 With Swivel	\$99	155 4018000067 Npt	\$57 (D20)	145 30.2030.92 + Swivel	\$98( 20)	145 30.1220.86 Swivel on Inlet	\$88 (15)
				145 30.2030.80 Male inlet	\$126		
155 6500.16 Repair Kit	\$28			145 30.2034.24 Repair Kit	\$28	145 30.1224.24 Repair Kit	\$30 (2)

### MOST POPULAR LANCES & KITS

AL12 GUN & LANCE EXT.	ELECTRIC KIT	PETROL KIT	LANCES
Length: 500mm Inlet: 3/8" Bsp F Outlet: M22 Ext "B" Flow: 30 l/min. Psi: 3400 (3700max) Temp: 60°C	Electric Accessory Kit Electric machines to 1800 Psi Gun, 900mm Lance, 030 Vario Nozzle, & 7.5 hose with standard M22 B 14mm Coupling	Petrol Accessory Kit Petrol machines to 3000 Psi Gun, 900mm Lance, 030 Vario Nozzle, & 7.5 hose with standard M22 B 14mm Coupling	Lance - Molded 900mm Lance - Vented 900mm Lance & Gun Assembly Lance - Dual 1090mm Long Lance 7.3mm
155 4021108079 AL12	\$46	125 85.400.320	\$93 (10)
		125 85.400.327 7.5m	\$169 (5)
		125 85.400.327B 10m	\$179 (5)
		155 390515	Molded Lance \$42 (20)
		145 40.0965.00	Vented Lance \$56 (20)
		125 85.205.026	Gun & Lance Kit \$99 (10)
		145 41.0900.00	Dual Lance \$164 (10)
		125 85.206.024	Exten. Lance 7.3m \$290 (1)

## High Pressure







GUNS - Standard




RL 16	RL 20	RL26	BE
			
Inlet: 3/8" F or 1/4" Outlet: 1/4" F Flow: 30 l/min. Pressure: 2500 Psi Temp: 100°C	Inlet: 3/8" F Outlet: 1/4" F Flow: 30 l/min. Pressure: 2900 Psi Temp: 90°C	Inlet: 3/8" M or F Outlet: 1/4" F Flow: 30 l/min. Pressure: 3650Psi (max. 4050) Temp: 160°C	Inlet: 3/8" F Outlet: 1/4" F Flow: 40 l/min. Pressure: 4500 Psi (max. 5000) Temp: 160°C <span style="float: right;"><b>NEW</b></span>
Bsp thread (for Aus / European machines)			
145 30.0000.00 3/8" x 1/4" \$35 (D20) 145 30.0000.40 1/4" x 1/4" \$35 (D20)	145 30.0100.00 Gun \$37 (D20)	145 30.1755.30 Gun* F \$62 (D20) 145 30.1758.00 c/w Sw F \$69 (D20) 145 30.1755.00 M \$59 (D20) *with Ceramic Ball for Chlorine	155 4018000079 Gun \$57 (D20)
Npt thread (for USA machines)			
	145 30.0100.50 Gun \$44 (20) 145 30.0100.51 Gun + QC \$49 (20)		155 4018000067 Gun \$57 (D20) 🇺🇸
145 30.0109.24 Repair Kit \$16 145 14.7448.00 Ball \$6 145 30.0106.20 Seat \$3	145 30.0109.24 Repair Kit \$16 145 14.7448.00 Ball \$6 145 30.0106.20 Seat \$3		155 4100801004 Swivel Bsp 3650 Psi \$24 155 4100800006 Swivel Bsp 5000 Psi \$29 155 371703 Swivel Npt 4500 Psi \$23

MV925 (new AL5)	MV951	MV2012 (AL35) Soft Trigger
		
Inlet: 3/8" F Outlet: 1/4" F Flow: 40 l/min. Pressure: 4500Psi (max. 5075) Temp: 160°C	Inlet: 3/8" F Outlet: 1/4" F Flow: 40 l/min., Pressure: 4500Psi (max.5075) Temp: 160°C	Inlet: 3/8" F Outlet: 1/4" F Flow: 40 l/min. Pressure: 4500Psi (max. 5075) Temp: 160°C
Bsp thread (for Aus / European machines)		
155 4012205000 Gun \$55 (D20) 155 4012305000 c/w Sw \$69 (D20)	155 4012206004 Gun \$66 (20) 155 4012206005 c/w Sw \$68 (20)	155 4012203005 Gun MV \$77 (D20) 155 4344.46 Gun AL35 \$99 (D20) 155 4012209007 Gun AL55 \$56 (D20) 155 4012303008 c/w Swivel \$108 (D20) 155 0200011500 SS to 4500 \$235 (D01) 155 0200011540 SS to 5000 \$299 (D01)
155 4019900025 Repair Kit \$poa (D20)	155 0200103550 Repair Kit \$poa (D)	155 6500.16 Repair Kit \$28 (D20)

## High Pressure

### GUNS - Premium

Gun - RL37		Gun - Vega		Gun - BAR2300	
					
					
Inlet: 3/8" F	<b>The new generation "Vega" gun</b>	Inlet: 3/8" Bsp F		Inlet: 3/8" Bsp F	
Outlet: 1/4" F		Outlet: 1/4" Bsp F		Outlet: 1/4" Bsp F	
Flow: 40 l/min.		Flow: 40 l/min.		Flow: 45 l/min.	
Pressure: 4500 Psi (max. 5000)		Pressure: 4500 Psi (max. 5000)		Pressure: 4500Psi (max. 5000)	
Temp: 160°C		Temp: 160°C		Temp: 150°C	
Bsp thread (for Aus / European machines)					
145 30.1200.00 Gun	\$69 (D15)	145 30.2000.86 Gun	∞ \$74 (D20)	148 202 300 940 Gun	\$79 D
145 30.1220.86 with Swivel	\$88 (D15)	145 30.2030.86 with Swivel	∞ \$98 (D20)	148 202 300 941 Gun cw Sw (BAR)	\$107 D
		145 30.2030.92 Vega Tuff + Sw.	∞ 😊 \$98 (D01)	148 202 300 943 Gun cw Sw (ST)	\$139 D
		145 30.2035.00 above c/w ceramic ball	\$118 (D01)		
145 30.1247.00 Dual Swivel β	\$149 (D)	145 30.2000.80 3/8" M inlet	\$83 (D01)		
		145 30.2030.80 3/8" M inlet + Sw	\$126 (D01)		
		145 30.3150.00 Stainless 303(3650 Psi)	\$169 (D01)		
Npt thread (for USA machines)					
		155 4018000067 Gun	\$57 (D20)		
145 30.1224.24 Repair Kit	\$30	145 30.2034.24 Repair Kit	∞ \$28		
145 30.1224.24 Repair Kit for β	\$30	145 30.9326.99 Swivel (F inlet)	∞ \$59		
		145 30.9329.99 Swivel (M inlet)	∞ \$59		
		145 30.2006.35 Front Tube	\$28		

Gun - BAR2600		Gun - BAR2635		Gun - RL51/56 Soft Trigger		Gun - Nova & RL57 Stainless	
							
							
Inlet: 3/8" Bsp F	<b>LTF</b>	Inlet: 3/8" Bsp F Sw	<b>LTF</b>	Inlet: 3/8" Bsp F	<b>Soft Trigger</b>	Inlet: 3/8" Bsp F	<b>Soft Trigger</b>
Outlet: 1/4" Bsp F		Outlet: 1/4" Bsp F		Outlet: 1/4" Bsp F		Outlet: 1/4" Bsp F	
Flow: 45 l/min.		Flow: 35 l/min.		Flow: 30-50 l/min.		Flow: 40 l/min. or 28 l/min	
Pressure: 5000Psi		Pressure: 5800Psi		Pressure: 3650-5100 Psi		Pressure: 5800 or 7250Psi	
Temp: 150°C		Temp: 150°C		Temp: 160°C		Temp: 160°C	
Car Wash Spec: Ceramic ball, chemically resistant valve & acid resistant ss seat, ideal for pre wash				Material: SS mechanism		Material: Stainless Steel	
							
148 202 600 870 Gun -BAR	\$91	<u>Standard 2635 body - Heavy Duty Gun</u>		RL51 50l/min. / 3650 Psi		145 30.5650.00 Nova 5800 \$346 (1)	
148 202 600 501 Gun -your logo	\$101	148 202 635 551 with Sw \$169		145 30.4100.10 Gun \$120 (D8)		145 30.4700.00 RL57 7250 \$346 (1)	
148 202 600 871 with Sw	\$123			145 30.4120.10 with Sw. \$147 (D8)			
<u>Car Wash Spec</u>		<u>Large 2000 body - Heavy Duty Gun</u>		<u>RL56 30l/min. / 5100 Psi</u>			
148 202 615 500 Gun	\$132	148 202 000 590 with Sw \$154		145 30.4500.10 Gun \$99 (D16)			
148 202 315 550 with Sw no LTF	\$151			145 30.4520.10 with Sw \$172 (D16)			
148 202 615 550 with Sw & LTF	\$poa						
148 020 008 619 Suttner insert	\$4	* must use 040 001 255 Plug		145 30.4123.24 Repair Kit 51 \$40		145 30.5655.24 Repair Kit Nova \$96	
148 020 009 650 BAR insert	\$2			145 30.4524.24 Repair Kit 56 \$38		145 30.5655.24 Repair Kit RL57 \$96	

Prices exclude GST and Freight and are subject to change without notice.






## Suit Karcher, Kw and Kr










## Suit Karcher, Kw and Kr

GUNS - Premium

ST2300 Kw (Alto) Style	ST2300 Karcher style	ST2300 Kr style
		
Inlet: 3/8" F Outlet: kW Flow: 45 l/min., Pressure: 4500 Psi Temp: 150°C	Inlet: 3/8" Bsp F Outlet: K Flow: 45 l/min. Pressure: 4500Psi (max. 5000) Temp: 150°C	Inlet: 3/8" Bsp F Outlet: 1Kr Flow: 45 l/min. Pressure: 4500Psi (max. 5000) Temp: 150°C
148 202 300 9XX \$139 D	148 202 300 942 \$139 *D	148 202 300 944 \$132 D
* must use 040 001 255 Plug		

ST2600 Kw (Alto) Style	ST2600 Karcher style	ST2600 Kr style
		
Inlet: 3/8" F Outlet: kW Flow: 45 l/min., Pressure: 4500Psi Temp: 150°C	Inlet: 3/8" Bsp F Outlet: K Flow: 45 l/min. Pressure: 4500Psi Temp: 150°C	Inlet: 3/8" Bsp F Outlet: Kr Flow: 45 l/min. Pressure: 4500Psi Temp: 150°C
148 202 600 872 Kw with Sw. \$155 (D)	148 202 600 874 with Sw K \$155 D	148 202 600 625 with Sw Kr \$poa
148 020 008 619 Gun Insert ST 148 020 009 650 Gun Insert BAR	148 020 008 619 Gun Insert ST 148 020 009 650 Gun Insert BAR	

ST2635 Kw (Alto) Style	ST2635 Karcher style	ST2635 Kr style
		
Inlet: 3/8" Bsp F Sw Outlet: 1/4" Bsp F Flow: 35 l/min. Pressure: 5800Psi Temp: 150°C	Inlet: 3/8" Bsp F Sw Outlet: 1/4" Bsp F Flow: 35 l/min. Pressure: 5800Psi Temp: 150°C	
148 202 635 570 c/w Sw \$poa	148 202 635 720 with Sw Kr \$poa	148 202 635 571 with Sw Kw \$poa*
* must use 040 001 255 Plug		


## High Pressure

### "HI-PRO" HIGH PROJECTION GUN & LANCE - Variable High Flow

High Flow Gun/Lance with M15 spray tip  
Adjust spray pattern on front lever  
Ideal for high flow/medium psi applications  
Can project water much further than normal

Popular in mining to clean dump trucks

Made in Italy

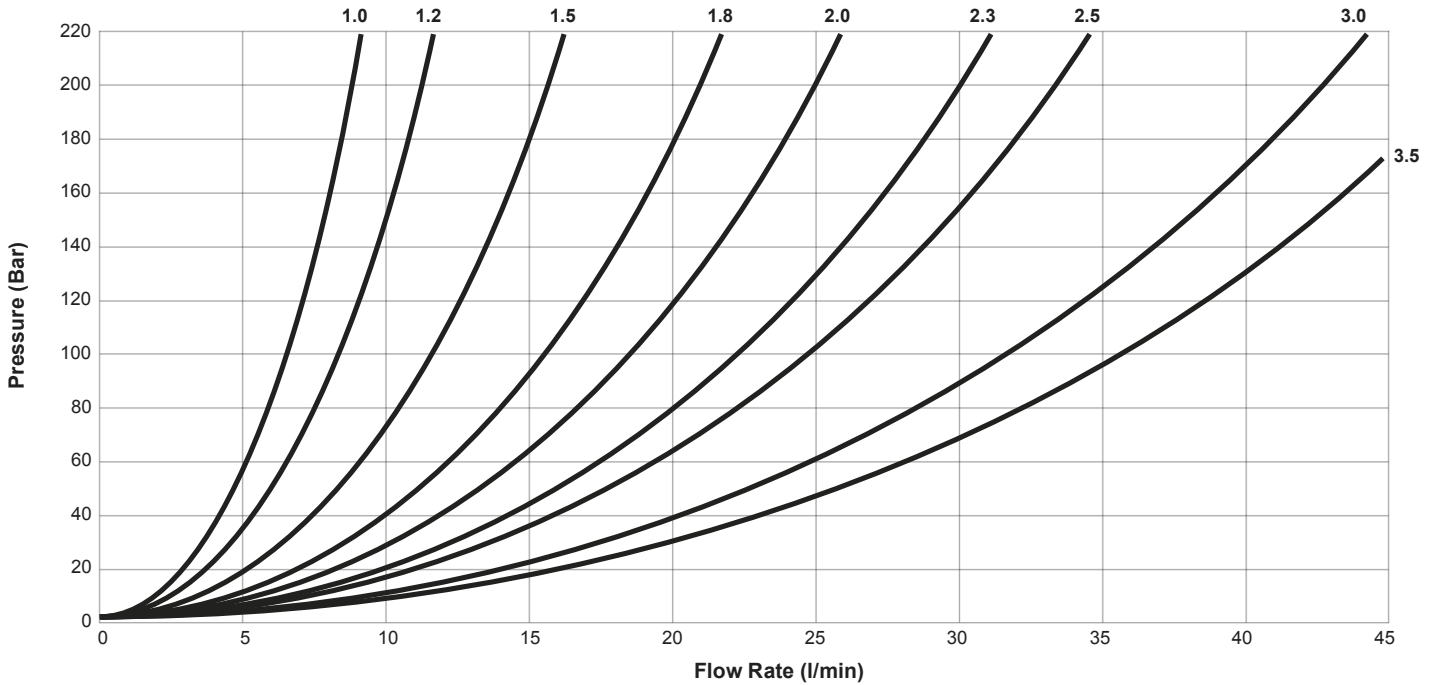


Part #	Description	List
155 403120000	Lance Assembly (no Gun)	\$129
155 402240900	Assembly c/w AL55 Gun	\$139
165 22.1617.11	Lance Assembly (no Gun)	\$199
165 22.901.161	Assembly c/w RL26 Gun	\$266
165 37.1617.49	Assembly c/w RL26 Foam Gun	\$499
<b>Nozzle:</b>		
165 68.1802.49	Nozzle 1.0mm	\$13
165 68.1802.50	Nozzle 1.2mm	\$13
165 68.1802.51	Nozzle 1.5mm	\$13
165 68.1802.52	Nozzle 1.8mm	\$13
165 68.1802.53	Nozzle 2.0mm	\$13
165 68.1802.54	Nozzle 2.3mm	\$13
155 8278006	Nozzle 3.0mm	\$13
155 8278007	Nozzle 3.0mm	\$13
155 8278015	Nozzle 3.5mm	\$13

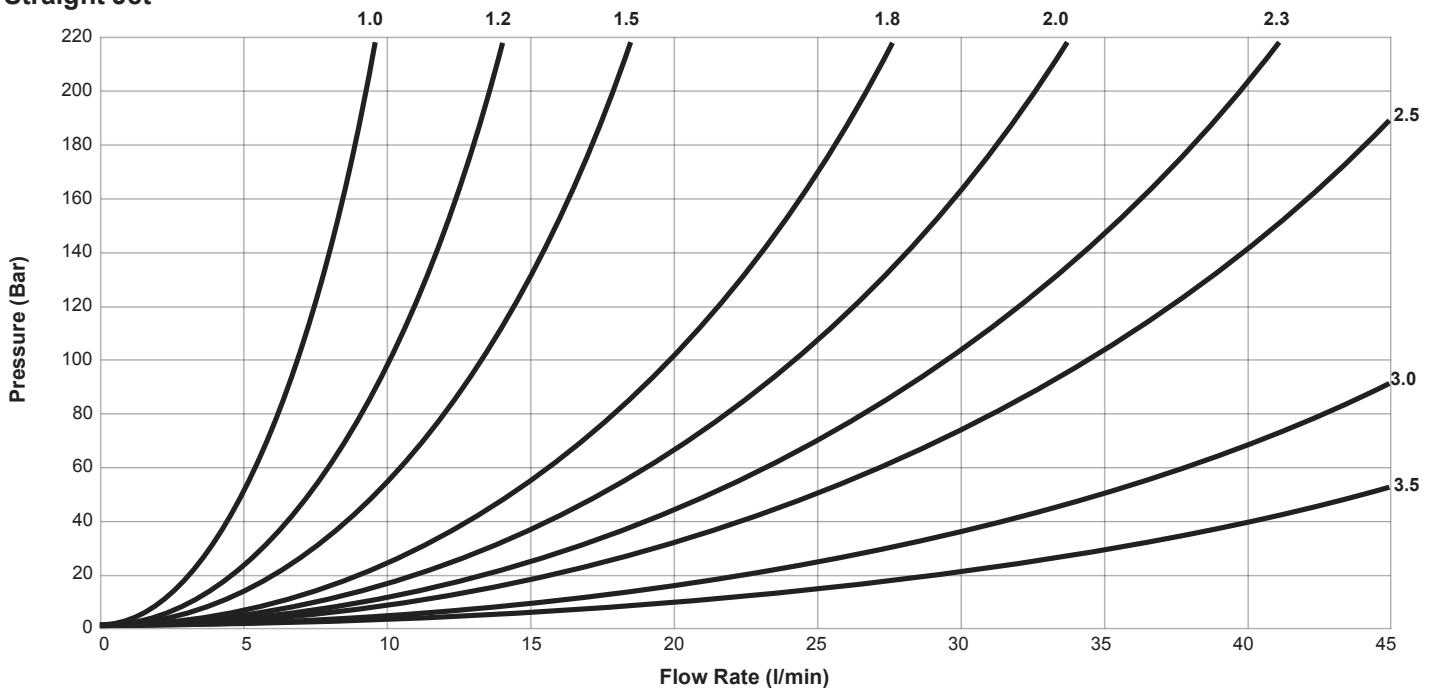


### Nozzle Selection Chart

#### Cone Jet



#### Straight Jet



## High Pressure

### GUNS - SPECIALITY

Gun - RL37 Weep Gun	Gun - Linear 3	Gun - Jetter Foot Valve	GUNS - RL82 Food Grade
			 with <b>TEC</b>
Inlet: 3/8" Bsp F Outlet: 1/4" Bsp F Performance: 40 l/min., 4050 Psi Temp:	Inlet: 3/8" Bsp F Outlet: 1/4" Bsp F Flow: 40 l/min. Pressure 145: 4500Psi (5000 max) Pressure 148: 4000Psi (4500 max) Temp: 160°C	Inlet: 3/8" Bsp F Outlet: 1/4" Bsp F Performance: see below Temp: 160°C	Inlet: 1/2" Bsp F Swivel Outlet: 1/2" Bsp F Performance: 80 l/min., 2000 Psi (max.) Temperature: 160°C Material: Internals in stainless. Externals in Brass or SS
<b>Car Wash Gun.</b> See page 387 for full selection	<b>Heavy Duty truck &amp; Vac-Ex gun suits extra long lance</b>	<b>Operate your Jetter hands free.</b> See page 182 for full selection.	<b>Food &amp; sanitary grade guns &amp; lances.</b> See page 392 for lances
145 30.1215.00 Gun + Swivel \$69	145 30.0620.00 Gun Version \$87 145 30.0640.00 c/w Swivel \$99 148 200 601 600 ST Version \$108 <u>Linear 1/2" in/Out</u> 145 30.0650.50 100lm/ 2500 \$197 145 30.0680.50 120lm/4050 \$399	148 999000012 3000Psi \$179 148 200540500 5000Psi \$499 148 200 550 600 7250Psi \$999 222 VP12 17400Psi \$1999 nb add "A" for hose connection kit	145 30.2940.00 RL34 Brass with SS \$156 145 30.2960.00 RL34 Brass with SS \$156 145 30.2980.00 RL34 Brass with SS \$159 145 30.2840.00 RL82 Stainless \$249

### GUNS - High Performance

Gun - RL84	Gun - RL124	GUN - ST3600	GUN - ST2750
Inlet: 1/2" Bsp F Outlet: 1/2" Bsp F c/w ss nipple Perf: 80 l/min., 7250Psi Temp: 100°C	Inlet: 1/2" Bsp F Outlet: 1/2" Bsp F Perf: 120 l/min., 1750Psi Temp: 100°C	Inlet: 1/2" Bsp F Outlet: 1/2" Bsp F Performance: 80 l/min., 8700 Psi Temp: 150°C	Inlet: 3/8" Bsp F Outlet: 1/4" Bsp F Performance: 80 l/min., 7250 Psi Temp: 150°C
145 30.5400.00 Gun 🤪 \$429 145 30.5000.80 Extn 800mm \$280 In:1/2"M Out 1/2"F or 1/4"F 145 30.5018.51 Nipple \$59 In:1/2"Bsp M to 1/4" Npt F 145 30.5060.00 Sh Rest 300mm \$47 145 30.5414.24 Repair Kit \$248	145 30.5300.00 Gun \$256 145 30.4000.40 Extn 400mm \$69 145 30.4000.80 Extn 800mm \$124	80 l/min., 8700 Psi 148 203 600 550 Gun \$584  200 l/min., 5000 Psi 148 203 500 500 Gun \$525	148 202 750 500 Gun \$449  148 202 750 495 Repair Kit \$139

### Dead Mans Gun

### Interpump Dump Gun P560

145 30.1220.86D Dead Mans Gun \$229	222 P560 Gun \$873 (C1)

Prices exclude GST and Freight and are subject to change without notice.



## Low Pressure Wash Down

### Features:

- Low pressure gun with straight jet and adjustable cone from the trigger with adjustable screws to alter cone angle wideness from 0-60°
- Full body moulded casing with rubber extremities, making the gun shock proof when dropped
- Cover made of TPE Forprene, which is resistant to surface agents (acids, detergents, polar solvents & organic grease)
- Moulded plastic trigger, meaning no exposed parts that could be a burn hazard when using hot water to 90°C
- Available in traditional blue or red. Colour code your guns for hot and cold for maximum OH&S points
- Ergonomically designed, with low force trigger to reduce operator strain on wrist and elbow

Colour Code your guns.

For example, where you use hot and cold water, use a **blue gun** for cold water and a **red gun** for hot water.

**Add to food grade hose with 1/2" ends**



### Technical Features of 29.1200.00

- Lever faucet with wide passages
- Jet blender for accurate rinsing
- Parts affected by passage of water made of nickel-plated brass
- Ergonomic plastic knob adaptable for use with hot water up to 60°
- Blender protected by shockproof rubber
- Clamp to lock lever in the open position
- Easy handling of opening and closing
- Inlet G 1/2 M
- Blue colour
- Flow 18 lt/min
- Pressure 5 Bar



Part #	Description	List
145 29.1200.00	Low Pressure Wash Down Gun for over shoulder use	\$128 C

### FOODJET - FOOD HOSE



**Resistant to animal & poultry fats.**

**Suitable for:**

Oil, water in oil emulsions & water mixes with up to 50% detergent

- Interior - Synthetic, oil resistant rubber with tight textile meshwork
- Cover - Synthetic rubber. Particularly abrasion, oil & solar resistant
- Weatherproof & food safe
- Pressure to 1150 Psi and temp. to 150°C
- Diameter 12mm. Wall Thickness 3.5mm
- Supplied with 1/2" Stainless Male ends

High Pressure hose on page 406

Part #	Length	Diameter	Wall	Cover	List
148 303 60	Per Metre - no ends - 10 to 95 metres				\$19 D
148 303 60 95	Full Roll - no ends - 95 metres				\$1599 D
148 490 046 010 9	10m	1/2"	5mm	Blue	\$310 D
148 490 046 015 9	15m	1/2"	5mm	Blue	\$330 D
148 490 046 020 9	20m	1/2"	5mm	Blue	\$480 D
148 490 046 030 9	30m	1/2"	5mm	Blue	\$589 D
148 490 046 040 9	40m	1/2"	5mm	Blue	\$784 D

Other ends:

165 IHCSS18-32	Worm Drive Clamp to suit 1/2" Hose	\$1.90
165 Z06005-0808	Hose Barb-1/2" barb + 1/2" Bsp F swivel (Brass)	\$9
165 Z06003-0808	Hose Barb-1/2" barb + 1/2" Bsp M swivel (Brass)	\$13
145 30.6430.00	Hose Barb - 1/2" barb + 1/2" Bsp M end (Brass)	\$7

### BLUFOOD - FOOD HOSE



**Designed for industrial foam cleaning application.**

**Suitable for:**

Foam or pre-spraying hose in the food industry. Suits water and water/detergent mixes, capable of contact with liquid food products

- PVC hose with 5 layers and a flush surface
- Reinforced with a twofold textile meshwork
- Liquid food safe
- Pressure to 725 Psi and temp. to 70°C
- Diameter 12mm. Wall Thickness 5mm
- Supplied with 1/2" Stainless Male ends

Part #	Length	Diameter	Wall	Cover	List
148 303 70	Per Metre - no ends - 10 to 70m metres				\$14 D
148 303 70 75	Full Roll - no ends - 75 metres				\$840 D
148 475 046 610 9	10m	1/2"	3.5mm	Blue	\$199 B
148 475 046 615 9	15m	1/2"	3.5mm	Blue	\$271 B
148 475 046 620 9	20m	1/2"	3.5mm	Blue	\$299 B
148 475 046 630 9	30m	1/2"	3.5mm	Blue	\$429 B
148 475 046 640 9	30m	1/2"	3.5mm	Blue	\$544 B

Other ends:

165 IHCSS18-32	Worm Drive Clamp to suit 1/2" Hose	\$1.90
165 Z06005-0808	Hose Barb-1/2" barb + 1/2" Bsp F swivel (Brass)	\$9
165 Z06003-0808	Hose Barb-1/2" barb + 1/2" Bsp M swivel (Brass)	\$13
145 30.6430.00	Hose Barb - 1/2" barb + 1/2" Bsp M end (Brass)	\$7

## Low Pressure Wash Down

### GUNS - WASH DOWN

GUNS - RB35 Wash Down	GUNS - RB35 Wash Down + on/off Device	Gun - RB65 Wash Down	Gun - RB65 Wash Down
Inlet: 1/2" Bsp F + Swivel Outlet: Cone Nozzle Perf: 50 l/min., 175 Psi Temp: 50°C or 80°C	Inlet: 1/2" Bsp F + Swivel Outlet: Cone Nozzle Perf: 50 l/min., 175 Psi Temp: 50°C or 80°C	Inlet: 1/2" Bsp F with sw. Outlet: 0-60 Nozzle Perf: 60 l/min., 350 Psi Temp: to 90°C	Inlet: 1/2" Bsp F with sw. Outlet: 0-60 Nozzle Perf: 60 l/min., 350 Psi Temp: to 90°C
<b>A new lightweight version of the RB65, both smaller &amp; lighter. Ideal for the food industry</b>	<b>The new RB35 with on/off device</b>	<b>Use in combination with the RB65 Blue gun to identify Hot or Cold water</b>	<b>A speciality gun for low pressure wash down work. Ideal for food, dairy &amp; transport</b>
145 30.6200.00 Gun \$99 PP+Fibreglass / Viton* seals 50°C 145 30.6250.00 \$133 PA+PP.+Ai303 / Epdm* seals 80°C	145 30.6260.00 Gun \$123 PP+gf- Ai303 / EPDM* Seals 80°C 145 30.6225.00 \$poa PA+FG-SST Ai303 / Viton* Seals 80°C	145 30.6438.30 Red +Sw \$193	145 30.6425.86 Blue c/w Swivel * \$183 145 30.6425.01 c/w Plug * \$193 145 30.6438.00 c/w SSA Pin ** \$197 145 30.6310.00 SS Housing ***\$499
* See page 513 (O Rings) for assistance in selecting Viton or Epdm		145 30.6427.31 Repair Kit \$27 145 30.6423.24 Repair Kit \$67  145 30.6491.24 Red Casing \$68 145 30.6467.84 Rubber Ring-Front \$23 145 30.6466.84 Rubber Ring-Back \$19 145 30.6469.84 Rubber Ring-Lower\$19	145 30.6427.31 Repair Kit \$27 145 30.6423.24 Repair Kit * \$69 145 30.6306.24 Repair Kit ** \$99 145 30.6406.60 SS Pin ** \$99 145 30.6420.24 Blue Casing * \$72 145 30.6412.84 Rubber Ring-Front \$23 145 30.6413.84 Rubber Ring \$16 145 30.6414.84 Rubber Ring-Lower \$18



Gun - Budget Wash Down	Gun - RB65 High Flow	GUNS - RB65 Wash Down + on/off Device	GUNS - RB65 Wash Down + 350mm Lance
Inlet: Outlet: 0-60 Nozzle Performance: 60 l/min., 350 Psi Temperature: To 90°C	Inlet: 1/2" Bsp F with sw. Outlet: 0-60 Nozzle Performance: 100 l/min., 350 Psi Temperature: To 90°C	Inlet: 1/2" Bsp F Outlet: 0-60 Nozzle Performance: 100 l/min., 350 Psi Temperature: 90°C Material: Brass	Inlet: 1/2" Bsp F Outlet: 0-60 Nozzle Performance: 60 l/min., 350 Psi Temperature: 90°C Material: Brass
<b>A budget version of the RB65, ideal for the price conscious. Popular for cement mixers &amp; heavy duty home use.</b>	<b>A speciality gun for low pressure wash down work. Ideal for food, dairy &amp; transport</b>		
125 85.205.020 Blue - Budget \$39 125 85.205.021 c/w Plug \$49	145 30.6440.00 High Flow \$139 145 30.6445.00 cw Swivel \$208	145 30.6450.00 Gun \$129 145 30.6453.00 Gun c/w swivel \$222 145 30.6456.40 Ext. 400mm \$39 145 30.6456.80 Ext. 800mm \$42	145 30.6465.00 Gun 350mm Blue \$199 145 30.6468.00 Gun 350mm Red \$179
	145 30.6480.00 Sw.1/2" /1/2" M \$36* (* Brass) 145 30.6424.24 Repair Kit \$73		

Prices exclude GST and Freight and are subject to change without notice.

# Lances

## Single

### LANCES - MOLDED PLASTIC GRIP

#### LANCE - Split 900mm

Split Lance (with M22 coupling)

Outlet

Inlet



Length: 900mm  
 Inlet: 1/4" Npt M  
 Outlet: 1/4" QC F  
 Flow: 45 l/min.  
 Pressure: 2500 Psi (max.)



Part #	Description	List
125 85.205.063	Spray Lance c/w Quick C Coupler	\$52
Parts:		
125 85.202.039	Lance End (M22 x QC)	\$29
125 85.400.120	M22 Washer Kit	\$2

#### LANCE - Moulded Grip "Straight"



Length: Various  
 Inlet: 1/4" Npt M  
 Outlet: 1/4" Npt M  
 Flow: 40 l/min.  
 Pressure: 4000 Psi (max.)  
 Tube: Stainless Steel



Part #	Total Length	Moulded Length	List
155 0202002500	332mm	300mm	\$24
155 0202002510	435mm	400mm	\$28
155 0202002530	500mm	300mm	\$26
155 0202002540	600mm	300mm	\$31
155 0202002560	900mm	400mm	\$40
125 85.202.026S	900mm	400mm	\$44
125 85.202.027S	1200mm	500mm	\$69
125 85.202.028S	1500mm	500mm	\$89
125 85.202.029S	2000mm	500mm	\$115
<u>Ends:</u>			
125 85.300.102	End Coupler for QC Nozzles		\$12
165 02508319	End Socket for Meg Nozzles (1/4" x 1/4')		\$4
155 0183000010	Nozzle & Socket Protector for Meg		\$5

#### LANCE - Moulded Grip "Bent"



Length: Various  
 Inlet: 1/4" Bsp M  
 Outlet: 1/4" Bsp M  
 Flow: 40 l/min.  
 Pressure: 3625 Psi (4060 Psi max.)  
 Tube: Stainless Steel

Part #	Total Length	Moulded Length	List
155 0202002541	600mm	300mm	\$30
155 0202002551	700mm	300mm	\$33
155 0202002561	900mm	400mm	\$43
155 0202002581	1200mm	500mm	\$51
155 0202002591	1500mm	500mm	\$60
155 0202002611	2000mm	500mm	\$77
<u>Ends:</u>			
125 85.300.102	End Coupler for QC Nozzles		\$12
155 371802	End Coupler for 1/4" Meg Nozzles Zinc		\$6
145 40.0007.91A	End Coupler for 1/4" Meg Nozzles Stainless		\$12

Convert this lance to the same spec as below  
 1/4" 155 371802 \$6 1/8" 155 4051200000 \$6

#### LANCE - Moulded Grip "Bent, with Socket"



Length: Various  
 Inlet: 1/4" Bsp M  
 Outlet: 1/4" Npt F  
 Flow: 40 l/min.  
 Pressure: 4060 Psi (5075 Psi max.)  
 Tube: Stainless Steel

Total Length	Molded Length	Part #	List	Part #	List
		Zinc Plated		Stainless	
700mm	270mm	145 40.7700.00	\$25 D	155 390514	\$36
900mm	270mm	145 40.7900.00	\$30 D	155 390515	\$42
1200mm	550mm	145 40.8200.00	\$42 D	155 390516	\$59
1500mm	550mm			155 390517	\$67
1700mm	630mm			155 390518	\$71
2000mm	630mm	145 40.9000.00	\$64 D	155 390519	\$79

Nzl Holder: 1/4" ZP 155 371802 \$6 SS 145 40.0007.91A \$12 1/8" 155 4051200000 \$6

#### LANCE - Moulded Grip, Insulated lance



Length: 500/900/1200 mm  
 Inlet: 1/4" Bsp M  
 Outlet: 1/4" Npt F  
 Performance: 40 l/min. 4100 Psi (max.)  
 Tube: Stainless

Part #	Description	List
147 12.0312	Insulated Lance - 500mm	\$46 D
147 12.0050	Insulated Lance - 900mm	\$49 D
147 12.0051	Insulated Lance - 1200mm	\$52 D

7250Psi options  
 on page 546



## Single

LANCES - Heavier Duty to 5800Psi (400Bar)

### LANCE - Straight



Length: Various  
 Inlet: 1/4" Npt M or M22 Nipple  
 Outlet: 1/4" F Npt  
 Flow:  
 Pressure: 5,800 Psi (max.)  
 Tube: Stainless Steel or Zinc

Length	Zinc Plated	List	Stainless	List
400mm	148 512 903	\$28	148 512 903 9	\$46
500mm	148 513 103	\$37	148 513 103 9	\$53
600mm	148 513 203	\$37	148 513 203 9	\$69
800mm	148 513 303	\$38	148 513 303 9	\$69
1000mm	148 513 403	\$38	148 513 403 9	\$84

### LANCE - Bent



Length: Various  
 Inlet: M22 Nipple  
 Outlet: 1/4" F Npt  
 Flow:  
 Pressure: 5,800 Psi (max.)  
 Tube: Stainless Steel or Zinc

Length	Zinc Plated	List	Stainless	List
600mm	148 513 203 1	\$33	148 513 203 91	\$53
800mm	148 513 303 1	\$36	148 513 303 91	\$62
1000mm	148 513 403 1	\$38	148 513 403 91	\$67

### LANCE - Vented Grip



Length: Various  
 Inlet: 1/4" Bsp M  
 Outlet: 1/4" Bsp M  
 Flow:  
 Pressure: 5,800 Psi (max.)  
 Tube: Stainless Steel or Zinc

Length	Grip	Zinc Plated	List	Stainless	List
500mm	310mm	148 200 009 205	\$36	148 200 009 305	\$46
1000mm	410mm	148 200 009 210	\$43	148 200 009 310	\$69
1500mm	510mm	148 200 009 215	\$48	148 200 009 315	\$125
2000mm	510mm	148 200 009 220	\$54	148 200 009 320	\$151

### LANCE - Moulded Grip



Length: Various  
 Inlet: 1/4" Bsp M  
 Outlet: 1/4" Bsp M  
 No Nzl protector 1/4" Bsp M  
 c/w Nzl protector 1/4" Npt F  
 Pressure: 5,800 Psi (max.)  
 Tube: Stainless Steel

Length	Grip	Straight No Nzl Holder	List	Straight With Nzl Holder	List	Bent With Nzl Holder	List
500mm	300mm	148 070 005 009	\$42	148 512 193	\$71		
600mm	300mm	148 070 006 009	\$45	148 512 293	\$71		
700mm	300mm	148 070 007 009	\$48				
800mm	400mm	148 070 008 009	\$65	148 512 393	\$69	148 512 393 1	\$86
1000mm	400mm	148 070 010 009	\$79	148 512 493	\$93	148 512 493 1	\$98
1200mm	500mm	148 070 012 009	\$88	148 512 593	\$112	148 512 593 1	\$109
1500mm	500mm	148 070 015 009	\$95	148 512 693	\$106	148 512 693 1	\$116
2000mm	500mm	148 070 020 009	\$104	148 512 893	\$133	148 512 893 1	\$136

Nozzle Holder: 148 200 010 730 \$22

### LANCE - With Female Outlet 5800Psi



Length	Grip	Stainless	List
500mm	300mm	148 200 129 140	\$59
700mm	400mm	148 200 129 145	\$72

### LANCE - 7250Psi (500 Bar)



Length	Grip	Stainless	List
350mm	300mm	148 070 003 502	\$78
800mm	500mm	148 070 008 002	\$153
1200mm	500mm	148 070 012 002	\$181

### LANCES - VENTED GRIP

#### LANCE - S3 Vented grip (Black)



Length: Various  
 Inlet: 1/4" Bsp M  
 Outlet: 1/4" Npt F  
 Performance: 40 l/min., 3650 Psi  
 Tube: Stainless Steel



Part #	Total Length	Vented Length	List
145 40.0535.00	500mm	350mm	\$37 (20)
145 40.0765.00	700mm	350mm	\$55 (20)
145 40.0965.00	900mm	350mm	\$56 (20)
155 0202000410	900mm	350mm	\$46 ( )
145 40.1265.00	1200mm	700mm	\$96 (20)
145 40.1565.00	1500mm	700mm	\$96 (10)
145 40.2065.00	2000mm	700mm	\$129 (10)
145 41.0795.00	Optional handle to suit		\$9 ( )

#### LANCE - S3 350 Vented Grip (Blue) Suitable for Higher Pressures to 5100 Psi



Inlet: 1/4" Bsp M

Part #	Description	List
145 40.0258.00	Spray Lance, Vented - 800mm	\$105 (8)
145 40.0261.00	Spray Lance, Vented - 1050mm	\$123 (8)
145 40.0264.50	Spray Lance, Vented - 1200mm	\$135 (8)

#### LANCE - S3 400 Vented Grip (Red) Suitable for Higher Pressures to 5800 Psi (6400 Psi. Max.)



Length: 1200mm  
 Inlet: 1/4" Bsp M  
 Outlet: 1/4" Npt F  
 Performance: 40 l/min., 5800 Psi (6400 max.)

Part #	Description	List
145 40.0240.00	Spray Lance, Vented - 1050mm	\$249

### OTHER

#### PUSH / PULL UNDERBODY LANCE Unique Suttner ST2600 - Push/Pull to reach difficult under body areas

Length: 800mm or 1000mm  
 Inlet: 1/4" Npt M  
 Outlet: 1/4" Npt F  
 Performance: 3000 Psi  
 Tube: Stainless Steel




Fits any standard gun with a 1/4" F fitting

**Under body Kit**  
 Attach to a Push/Pull wand and clean car/truck under bodies.  
 (H122mm x W202mm 540 grams)  
 Roof cleaning kit also available

Part #	Description	List
148 ST85-850	Push / Pull Flex Wand - 800mm	\$183
148 ST85-1000	Push / Pull Flex Wand - 1000mm	\$234
148 ST85-1500	Push / Pull Flex Wand - 1500mm	\$279
148 200 085 400	Under body Kit	\$189
148 200 085 300	Lance Hose	\$52
125 85.202.085	Budget version (handle to suit 85.202.066)	\$74

#### SWIVEL NOZZLE HOLDER




Use where access is difficult i.e drums, gutters  
 Swivel stays set when under pressure

Ends: In-1/4" BspF & Out-1/4" NptF  
 Stainless Steel to 4500Psi



#### PIVOT COUPLER



Adjustable High Pressure

A: In -1/4" QC Male Plug Brass  
 Out-1/4" QC F Coupler Brass  
 B: In -1/4" Bsp M Stainless  
 Out -1/4" Bsp F Stainless  
 250 Bar

#### LANCE WALL MOUNT



Wall mount caddy to store either single or twin lances.

Simply mount to a wall near your machine

Stainless construction

Fixes the annoying problem of your gun laying on the floor or dropped over the machine

Part #	Description	List
148 200 330500	Swivel Nozzle Holder	\$98 D


Part #	Description	List
125 85.300.172	A Coupler	\$48
145 26.1700.00	B Coupler	\$48

Part #	Description	List
148 040 002 055	SS Gun Wall Mount	\$79
148 020 000 970	Rubber 3 Lance Wall Mount	\$5

## Dual

### LANCES - DUAL LANCE

#### LANCE - DOUBLE LD9 (Premium) Switch between high pressure and detergent



Length: Variuos  
 Inlet: 1/4" Bsp M  
 Outlet: 1/4" NPT F x 2  
 Flow: : 40 l/min.  
 Pressure: 3650Psi (Max 4050)  
 Tube: Stainless Steel

nb: must use a combination of 1 detergent & 1 high pressure nozzle (See page 434)

Part #	Description	List
41.0905.00	Spray Lance, Vented - 690mm	\$129 (10)
41.0806.00	Spray Lance, Vented - 890mm	\$151 (10)
41.0900.00	Spray Lance, Vented - 1090mm	\$164 (10) 🧐
41.0900.01	Blue Stainless AISI303 throughout	\$304 ( )
41.0902.00	Spray Lance, Vented - 1600mm	\$199 (3 )
125 85.240.300N	Detergent Nozzle (must order)	\$16

Parts		41.0418.81 Nzl Protector	\$8
41.0906.24	Handle / Valve Kit	\$99	10.3170.00 O Ring \$1
16.1855.00	Screw for Lance prot.	\$1	11.0406.51 Shutter \$9
			11.0416.84 Shell \$8

#### LANCE - DOUBLE (Standard)



Length: 1019mm  
 Inlet: 1/4" Bsp M  
 Outlet: 1/4" NPT F x 2  
 Tubing: 1/4" Stainless

Part #	Description	List
155 3916.23	Dual Lance, Standard	\$129 🧐
147 12.0041	c/w SS Valve Seat	\$146
147 12.0052	Linear c/w SS Valve	\$169

#### LANCE - DOUBLE (For Turbo & Detergent Nozzle)



Length: 1050mm  
 Inlet: 1/4" Bsp M  
 Outlet 1: 1/4" Npt F (Detergent)  
 Outlet 2: 1/4" Bsp M (Turbo)  
 Performance: 40 l/min., 3650 Psi  
 Tubing: Stainless Steel

nb: Turbo & Detergent Nozzles not included

Part #	Description	List
147 12.0278	Spray Lance, Vented - 1090mm	\$139 D



#### LANCE - DOUBLE (Interpump)



Part #	Description	List
<u>Interpump</u>		
222 ZZZ	Dual Lance 890mm 🧐	\$169
222 ZZZLong	Dual Lance 1890mm	\$189
222 94.5130.00	Adaptor 1/8"F to 1/4"F	\$10
<u>PA Option:</u>		
145 41.0630.00	Dual Lance 890mm	\$79 (10)
145 41.0600.00	Dual Lance SS Tube	\$111 (10)

Inlet: 1/4" Bsp M  
 Outlet: 1/4" NPT F x 2  
 Tubing: 1/8" Zinc Plated  
 Perf: 3000 Psi

#### LANCE - DOUBLE (Suttner)



Length: 980mm  
 Inlet: 1/4" Bsp M  
 Outlet 1: 1/4" Npt F (Detergent)  
 Outlet 2: 1/4" Npt F (Fan Nozzle)  
 Perf: 40 l/m, 150°C, to 5800 Psi  
 Tubing: Stainless Steel

nb: Fan & Detergent nozzles not included

Part #	Description	List
148 200 054 600	Spray Lance, Vented - 4500 Psi	\$222 D
148 200 054 600	Spray Lance, Vented - 5800 Psi	\$poa D

#### DOUBLE LANCE - FRONT SECTION



Length: 250mm  
 Inlet: 1/4" Bsp F  
 Outlet: 1/4" NPT F X 2  
 Performance: 40 l/min., 3650 Psi  
 Temp: 160°C  
 Tubing: 1/8" Stainless

Optional cover

Part #	Description	List
145 41.0698.00	Dual Lance Front Section - 250mm	\$92
145 41.0390.00	Dual Lance Front Section - 500mm	\$109

145 41.0418.99 Nozzle Protector Kit \$16  
 nb: Kit designed for 1/4" tube, so will be a little sloppy, but effective

#### DOUBLE LANCE - FRONT SECTION



Length: 300mm  
 Inlet: 1/4" Bsp F  
 Outlet: 1/4" NPT F X 2  
 Performance: 40 l/min., 3650 Psi  
 Temp: 160°C  
 Tubing: 1/4" Stainless

Part #	Description	List
145 41.0925.00	Dual Lance Front Section - 300mm	\$117 (10)

#### SPECIALITY DUAL LANCES



Ultra High Pressure page 547

Food Industry page 544

#### DOUBLE LANCE - FRONT SECTION Stainless LD9 Inox



Length: 700mm  
 Inlet: 1/4" Bsp F  
 Outlet: 1/4" NPT F X 2  
 Performance: 40 l/min., 4050 Psi  
 Temp: 160°C  
 Tubing: 1/4" AISI 303

Food Industry Spec. / SS Valve


Part #	Description	List
145 41.0050.00	Dual Lance Front Section - 700mm	\$269 (10)



## Food Grade


### LANCE - Rounded Grip

*Stainless Lance. 3 colour coded grips to distinguish nozzles or usage i.e. hot vs. cold water*




<b>R5</b> Inlet: 1/4" Bsp M Outlet: 1/4" Npt F Tube: <b>1/4" Ai303 Stainless*</b> Performance: 40 l/min., 3650 Psi (4050max) Temperature: 160°C	<b>AL-F</b> Inlet: 1/4" Bsp M Outlet: 1/4" Npt F Tube: 1/4" Stainless Performance: 40 l/min., 3650 Psi (4050max) Temperature: 160°C (Sterilisation at 125°C)	<b>AL-F Grip</b> Inlet: 1/4" Bsp M Outlet: 1/4" Npt F Tube: 1/4" Stainless Performance: 40 l/min., 3650 Psi (4050max) Temperature: 160°C
--	---	---

145 40.2160.00 Lance 500mm Black \$46 D 145 40.2160.30 Lance 500mm Red \$36 D 145 40.2160.60 Lance 500mm Blue \$36 D 145 40.2300.00 Lance 1000mm Black \$35 D 145 40.2300.30 Lance 1000mm Red \$39 D 145 40.2300.60 Lance 1000mm Blue \$41 D	145 40.3502.22 Lance 500mm Red \$19 D 145 40.3504.22 Lance 500mm Blue \$19 D 145 40.3900.22 Lance 1000mm Grey \$19 D 145 40.3902.22 Lance 1000mm Red \$19 D 145 40.3904.22 Lance 1000mm Blue \$23 D	145 40.3300.22 Lance 300mm Grey \$35 D 145 40.3302.22 Lance 300mm Red \$35 D 145 40.3304.22 Lance 300mm Blue \$35 D
---	---	---



Inlet: 1/4" Bsp M Outlet: 1/4" Bsp F  
 Performance: 40 l/min., 3650 Psi (max4050), 160°C

Part #	Description	List
145 40.3300.22	Hand Grip - 300mm Grey	\$35 D
145 40.3302.22	Hand Grip - 300mm Red	\$35 D
145 40.3304.22	Hand Grip - 300mm Blue	\$35 D



Inlet: 1/4" Bsp M Outlet: 1/4" Bsp F  
 Performance: 40 l/min., 3650 Psi (max4050), 160°C

Part #	Description	List
148 200 028 303	300mm Cool Handle Zinc	to 5800Psi \$14 D
148 070 004 340	440mm Moulded Handle Stainless	to 5800Psi \$45 D
148 070 003 229	330mm Moulded Handle Stainless	to 5800Psi \$36 D

**\*Ai303 Stainless**  
 "Resists rusting from all atmospheric sources and is recommended for use in connection with foodstuff, sterilizing solutions and with organic chemicals"

## Gun & Lance Extensions - Premium

### RL200



Length: 340mm  
 Inlet: 3/8" Bsp  
 Outlet: M22 Ext "B"  
 Flow: 30 l/min.  
 Psi: 2900 (3200max)  
 Temp: 160°C

145 30.0150.60 Bsp M \$49 D 🤗  
 145 30.0150.00 Bsp F \$49 D

### RL37+S7 GUN & LANCE EXTENSION



Length: 340mm  
 Inlet: 3/8" Bsp  
 Outlet: M22 Ext "B"  
 Flow: 40 l/min.  
 Psi: 4050 (4500max)  
 Temp: 160°C

RL37 Gun

145 30.1280.00 Bsp F \$87 D  
 145 30.1281.00 Bsp Fsw \$109 D  
 145 30.1291.00 Bsp Msw \$109 D

### RL300 GUN & LANCE EXTENSION



Length: 370mm  
 Inlet: 3/8" Bsp F or M  
 Outlet: M22 Ext "B"  
 Flow: 40 l/min.  
 Psi: 3650 (4000max)  
 Temp: 160°C

145 30.2607.11 RL30 Bsp Fsw \$135 🤗  
 145 30.2083.00 Vega Bsp M \$142  
 145 30.2070.00 Zinc Bsp M \$169

### RL300 GUN & LANCE EXTENSION



Length: 370mm  
 Inlet: 3/8" Bsp M  
 Outlet: 1/4" B M22  
 Flow: 40 l/min.  
 Psi: 3650 (4000max)  
 Temp: 160°C

145 30.2608.11 RL30 Bsp Fsw \$124

### VEGA GUN & LANCE EXTENSION



Length: 370mm  
 Inlet: 3/8" Bsp F  
 Outlet: M22 Ext "B"  
 Flow: 40 l/min.  
 Psi: 3650 (4000max)  
 Temp: 160°C

▲ c/w Hot water Throttle control  
 145 30.2070.00 Bsp F \$169

### AR5 EXTENSION



Length: Various  
 Inlet: M22 Ext "A" 2 OR 145 40.5150.00 500mm \$37 D  
 Outlet: 1/4" Npt F 145 40.5151.00 700mm \$37 D  
 Flow: 40 l/min.  
 Psi: 3650 (4050max)  
 Temp: 160°C  
 Material: Stainless

### PL4 EXTENSION



Length: Various  
 Inlet: M22 Ext "A" 2 OR 145 40.5146.00 500mm \$42  
 Outlet: 1/4" Npt F 145 40.5173.00 700mm \$52  
 Flow: 40 l/min. 145 40.5190.00 900mm \$57  
 Psi: 3650 (4050max)  
 Temp: 160°C  
 Material: Stainless

### AR5 DUAL LANCE EXTENSION



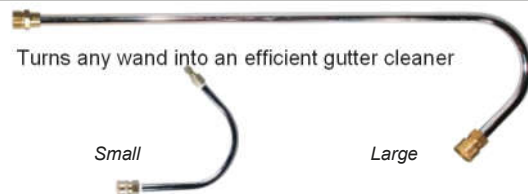
Length: Various  
 Inlet: M22 Ext "A" 2 OR 145 41.0920.00 500mm \$124 🤗  
 Outlet: 1/4" Npt F x 2 145 41.0921.00 700mm \$144 🤗  
 Flow: 40 l/min. 145 41.0685.00 500 1/8" \$99  
 Pressure: 3650 (4050max)  
 Temp: 160°C  
 Material: Stainless

### 90° UNDERBODY LANCE EXTENSION



Length: Various  
 Inlet: M22 Ext "A" 145 40.0058.00 700mm \$42  
 Outlet: 1/4" Npt F 145 40.5191.00 700mm \$29  
 Flow: 40 l/min.  
 Pressure: 3650 (4050max)  
 Temp: 160°C

### GUTTER CLEANING KIT



Turns any wand into an efficient gutter cleaner

Small

Large

Part #	Description	Length	Inlet	Outlet	List
125 85.400.007	Small 3000 Psi	175mm x 155mm	1/4" QC Plug	1/4" QC F	\$22
125 85.400.033	Small 3000 Psi	175mm x 155mm	M22 A	1/4" QC F	\$32
125 85.400.032	Large 4000 Psi	725mm	M22 A	1/4" QC F	\$38

## Gun & Lance Extensions - Standard

### AL13 GUN & LANCE EXTENSION



Length: 500mm  
 Inlet: Various  
 Outlet: M22 Short  
 Perf: 3340Psi (3700 max.)30 l/min

- 155 4021108007 In: M22x1.5 \$48
- Volume price 155 4021108013 In: 3/8" Bsp Fem. \$34
- Retail Boxed price 155 4021108014 In: 3/8" Npt Fem. \$39
- 155 4021108010 In: 1/4" Male \$48
- 155 4021108011 In: 3/8" Male \$48


### MV2009 GUN & LANCE EXTENSION



Length: 500mm  
 Inlet: Various  
 Outlet: M22 Short  
 Flow: 30 l/min  
 Perf: 3625Psi (4000 max.)  
 Temp: 100°C

- 155 4021109006 In: M22x1.5 \$58
- 155 4021109009 In: 3/8" Fem. \$54
- 155 4021109013 In: 3/8" Male \$58

### MV925A GUN & LANCE EXTENSION



Length: 500mm  
 Inlet: Various  
 Outlet: M22 Short  
 Flow: 30 l/min  
 Perf: 3625Psi (4000 max.)  
 Temp: 160°C

- 155 402105007 In: 1/4" Bsp M \$64
- 155 402105011 In: M22x1.5 \$64
- 155 402105008 In: 3/8" Fem. \$64
- 155 402105010 In: 3/8" Male \$64

### AL55 GUN & LANCE EXTENSION



Length: 500mm  
 Inlet: Various  
 Outlet: M22 Short  
 Flow: 40 l/min  
 Perf: 4500Psi (5075 max.)  
 Temp: 160°C

- 155 4022109010 In: 3/8" Fem. \$72
- 155 4022109007 In: 3/8" Male \$81

### MV951 GUN & LANCE EXTENSION



Length: 500mm  
 Inlet: Various  
 Outlet: M22 Short or Long  
 Flow: 40 l/min  
 Perf: 4500Psi (5075 max.)  
 Temp: 160°C

- 155 4022106013 3/8" Fem. Short \$85
- 155 4022106014 3/8" Male Short \$85
- 155 4022103002 3/8" Fem. Short \$97
- 155 4022103003 3/8" Fem. Long \$106
- 155 4022103001 3/8" FemSw Long \$116
- 155 4022103005 M22 Fem Long \$106

### SCP EXTENSION



Length: Various  
 Inlet: M22 Long  
 Outlet: 1/4" Npt F  
 Flow: 40 l/min.  
 Psi: 3625 (4060max)  
 Temp: 150°C  
 Material: Stainless

- 147 14.0010 250mm \$29
- 155 4043800000 390mm \$30
- 147 14.0012 500mm \$37
- 155 4043800001 700mm \$35
- 155 4043800002 900mm \$38
- 155 4043800003 1200mm \$38

### MV161 EXTENSION



Length: 577mm  
 Inlet: M22  
 Outlet: 1/4" Npt F  
 Flow: 30 l/min.  
 Pressure: 3625 (4060max)  
 Temp: 150°C  
 Material: Plastic Molded

- 155 4043900000 MV161 \$42

### MV162 EXTENSION



Length: 700mm  
 Inlet: M22  
 Outlet: Various  
 Flow: 30 l/min.  
 Pressure: 3200 (3600max)  
 Temp: 120°C  
 Material: Plastic Molded

- 155 4043800010 1/8" Out \$29
- 155 4043800017 1/4" Out \$43

### UB UNDERBODY LANCE EXTENSION



Length: 635mm  
 Inlet: M22 Ext "A"  
 Outlet: 1/4" Npt F  
 Flow: 40 l/min.  
 Pressure: 3625 (4060max)  
 Temp: 150°C

- 155 0202901140 UBL ~~\$48~~ \$7
- Catalogue Special \$7 WSL

### GUTTER CLEANING KIT



Part #	Description	Inlet	Outlet	List
125 85.400.007	Small 3000 Psi	1/4" QC Plug	1/4" QC F	\$22
125 85.400.033	Small 3000 Psi	M22 A	1/4" QC F	\$32
125 85.400.032	Large 4000 Psi	M22 A	1/4" QC F	\$38



## Gun & Lance Extensions - Standard

### Turbo Nozzle with Half Lance

**SEMI PROFESSIONAL MV970 Rotojet To 2300 Psi**

Ideal for Domestic to Semi-Professional Electric Pressure Cleaners



Part #	Size	Max. Psi	Length	End	Colour	List
155 0202905400	025	2300 Psi	440mm	M22 Std	Green	\$48
155 0202905410	030	2300 Psi	440mm	M22 Std	Yellow	\$48
155 0202905420	035	2300 Psi	440mm	M22 Std	Black	\$49
155 0202905430	040	2300 Psi	440mm	M22 Std	Blue	\$41
155 0202905440	045	2300 Psi	440mm	M22 Std	Orange	\$39

▲ new lower List \$49

**PROFESSIONAL Rotojet 255 To 3650 Psi**

Tube: Zinc Plated



With bent lance

Part #	Size	Max. Psi	Length	End	List
155 0202004400	030	3650 Psi	470mm	M22 Std	\$99
155 0202004410	035	3650 Psi	470mm	M22 Std	\$109
155 0202004420	040	3650 Psi	470mm	M22 Std	\$85
155 0202004430	045	3650 Psi	470mm	M22 Std	\$109
155 0202004440	050	3650 Psi	470mm	M22 Std	\$109
155 0202004450	055	3650 Psi	470mm	M22 Std	\$99
155 0202004470	060	3650 Psi	470mm	M22 Std	\$99

▲ new lower List \$99

**PROFESSIONAL TPR To 3500 Psi**

Tube: Zinc Plated



With straight lance

Part #	Size	Max. Psi	Length	End	List
155 473901120	035	3000	568mm	M22 Std	\$89
155 473901130	040	3000	568mm	M22 Std	\$92
155 473205130	040	3600	582mm	M22 Std	\$89

### "Push/Pull & Hi-Lo" VARIO with Half Lance

**SEMI PROFESSIONAL MV970 Hi-Lo To 2600 Psi**

Ideal for Domestic to Semi-Professional Electric Pressure Cleaners




Part #	Size	Max. Psi	Length	End	List
155 472368120	030	2600 Psi	420mm	M22 Std	\$29
155 472368130	035	2600 Psi	420mm	M22 Std	\$37
155 472368135	037	2600 Psi	420mm	M22 Std	\$29
155 0202905240	040	2600 Psi	420mm	M22 Std	\$29

**SEMI PROFESSIONAL TP10 Hi-Lo To 3200 Psi**



Part #	Size	Max. Psi	Length	End	List
155 472353120	029	3200	585mm	M22	\$39
155 472353130	035	3200	585mm	M22	\$39
155 472353135	037	3200	585mm	M22	\$37
155 472353140	042	3200	585mm	M22	\$23

### LDP MV30 DUAL LANCE EXTENSION



Length: Various

Inlet: M22

Outlet: 1/4" Npt F x 2

Perf: 40 l/min., 3650Psi m

Temp: 150°C

155 0202004711 500mm \$87 D

155 0202004721 700mm \$97 D

### LDP CLH DUAL LANCE EXTENSION



Length: 684mm

Inlet: M22 Long

Outlet: 1/4" Npt F x 2

Perf: 40 l/min., 4060Psi max

Temp: 150°C

155 3924.03 for 1/4" Nozzle \$96

155 3924.10 for 1/8" Nozzle \$79

## Build A Lance

### NOZZLE PROTECTOR & SOCKET (1/4" and 1/8")

*Important Note: Most screw in fan nozzles sold in Australia have a Npt male end, not Bsp*



Inlet: Bsp Outlet: Npt Psi: 4000 Zinc Plated	Inlet: Bsp Outlet: Bsp Psi: 4500 (5075) Zinc Plated	Inlet: Bsp Outlet: Bsp Psi: 4500 Stainless	Inlet: Bsp Outlet: Bsp Psi: 3600 (4000) Zinc Plated	Inlet: Bsp Outlet: Npt Psi: 5500 (5800) Zinc Plated	Inlet: Bsp Outlet: Npt Psi: 6750 (7250) Stainless	Inlet: 1/4" Bsp Outlet: 1/4" or 1/8" Npt Psi: 4500 (5075) Zinc Plated or Stainless		
147 22.0447 \$8 🧐	155 0183000010 \$5 D	155 0183000030 \$14	155 0183000140 \$5	148 200 010 530 \$11	148 200 010 730 \$poa	155 3718.02 \$6 D 🧐	Z 40.0004.85A \$6 SS 40.0007.91A \$12	Fits 1/8" Nozzle Z 40.0004.85B \$11 SS 40.0007.91B \$16

### LANCE TUBE



Zinc Plated 3650Psi (4060 max.)			Stainless 3650Psi (4050 max)			Zinc Plated 5800Psi			Stainless 5800Psi		
						AISI304 Stainless					
In: 1/4" Bsp M Out: 1/4" Bsp M			In: 1/4" Bsp M Out: 1/4" Npt M			In: 1/4" Bsp M Out: 1/4" Npt M			In: 1/4" Bsp M Out: 1/4" Npt M		
Part #	Length	List	Part #	Length	List	Part #	Length	List	Part #	Length	List
<b>Straight</b>											
155 0113720500	340mm	\$13 (D50)	145 41.0501.56	300mm	\$26	148 070 000 026	433mm	\$12	148 070 004 338	433mm	\$37
155 0113720160	500mm	\$22 (D50)	145 40.5061.56	400mm	\$31	148 070 000 030	500mm	\$13	148 070 005 008	500mm	\$41
155 0113720710	700mm	\$20 (D25)	145 40.0503.56	500mm	\$32	148 070 000 040	600mm	\$15	148 070 006 008	600mm	\$46
155 0113720111	900mm	\$35 (D25)	145 40.7711.56	700mm	\$39	148 070 000 050	800mm	\$19	148 070 008 008	800mm	\$49
155 0113720121	1200mm	\$36 (D10)	145 40.9011.56	900mm	\$49	148 070 000 060	1000mm	\$21	148 070 010 008	1000mm	\$55
			155 0113720121	1200mm	\$36	148 070 000 070	1200mm	\$39	148 070 012 008	1200mm	\$61
			155 0113720131	1500mm	\$53	148 070 000 080	1500mm	\$41	148 070 015 008	1500mm	\$78
			155 0113720151	1200mm	\$62	148 070 000 090	2000mm	\$51	148 070 020 008	2000mm	\$92
<b>Bent</b>											
155 4039900019	1200mm	\$poa				148 070 005 008 18	500mm	\$15			
<b>Straight 1/2"</b>											
									148 203 600 415	1500mm	\$339
									148 203 600 416	2000mm	\$399

Tube with Male / Female ends (page 199)

500 BAR AISI316 options available (page 205)


### OTHER

Threadlock	Nozzle Protector	Lance Handle	Vented Lance Handle					
			<i>Build your own vented lance</i>					
See page 517								
Part #	Desc.	List	Part #	Desc.	List	Part #	Description	List
148 519 35	Nozzle Pro.	\$4	125 85.202.066	Plastic	\$8	148 200 009 510	Handle 380mm	\$31
			125 85.202.067	Rubber	\$9	148 200 009 051	Handle 380mm	\$31 🧐
						148 200 009 935	Insulation 330mm	\$31
						148 517 00	Space Holder	\$7

# Build A Lance

## GUN EXTENSIONS

**Vented (Male/Female) 380mm long**



Inlet: 1/4" Bsp M Outlet: 1/4" Bsp F (or M)  
Performance: 40 l/min., 3650 Psi, 160°C

Part #	Description	List
<u>Zinc Plated Tube</u>		
145 40.0370.00	Hand Grip - 380mm Premium	\$41 😊
155 3801.05	Hand Grip - 380mm Budget	\$27
<u>Stainless Tube:</u>		
145 40.0371.00	Hand Grip - 380mm Premium	\$49
155 4039900030	Hand Grip - 380mm Budget	\$35


**Molded with M22 B 350mm long**



Inlet: 1/4" Bsp M Outlet: M22 B  
Performance: 40 l/min., 3650 Psi (max4050), 160°C

Part #	Description	List
155 372201	Hand Grip - Zinc Plated 2500Psi 45 l/min	\$19 D
155 0202012000	Hand Grip - Zinc Plated 4000Psi 40 l/min	\$22 D
155 0202000100	Hand Grip - Zinc Plated 5000Psi 40 l/min	\$29 D
155 0202000110	Hand Grip - Stainless 5000Psi 40 l/min	\$38 D
148 202 300 400	Hand Grip - Zinc Plated 5800Psi 40 l/min	\$32 D
148 202 009 730	Hand Grip - Stainless 5800Psi 40 l/min	\$79 D
148 020 003 516	Protection for 202 300 400 M Lance	\$8 D


**Molded (Male/Female) 340mm long  
TEC Cover for sanitary applications**



Inlet: 1/4" Bsp M Outlet: 1/4" Bsp F  
Performance: 40 l/min., 3650 Psi (max4050), 160°C

Part #	Description	List
145 40.3300.22	Hand Grip - 300mm Grey	\$35
145 40.3302.22	Hand Grip - 300mm Red	\$35
145 40.3304.22	Hand Grip - 300mm Blue	\$35

**Other Options  
1/4" Male / Male**




Inlet: 1/4" Bsp M Outlet: 1/4" Bsp F  
Performance: 40 l/min., 3650 Psi (max4050), 160°C

Part #	Description	List
148 200 028 303	300mm Cool Handle Zinc	to 5800Psi \$14 D
148 070 004 340	440mm Moulded Handle Stainless	to 5800Psi \$45 D
148 070 003 229	330mm Moulded Handle Stainless	to 5800Psi \$36 D 😊

## OTHER


**Swivel Nozzle Holder**



Use where access is difficult i.e drums, gutters  
Swivel stays set when under pressure, In-1/4" BspF & Out-1/4" NptF  
Stainless Steel to 4500Psi

Part #	Description	List
148 200 330 500	Swivel Nozzle Holder	\$98 😊

**Lance Extension**



Part #	Description	List
147 14.0133	Extension 250mm	\$16
145 40.5069.00	Extension 500mm	\$27
145 40.5070.00	Extension 700mm	\$27

**Wall Mount**



Part #	Description	List
148 040 002 055	Wall Mount	\$79
148 020 000 970	3 Lance Wall Mount	\$5

## Kits

### MOLDED SPRAY GUN & LANCE - K Style

Part #	Description	List
125 85.205.052	Gun & Lance Assy 3400 Psi	\$60 D8
125 85.205.053	Gun & Lance Assy 4000 Psi	\$78 D8 🧐
125 85.210.015	Nozzle Holder	\$11 D1



- Features lance side grip for firmer hold, soft grip gun handle and easy Pull Trigger
- Holds up to 5 Nozzles with removable soft plastic nozzle holder
- Ideal for petrol machines up to 13Hp
- Length 914mm


### MOLDED SPRAY GUN & LANCE - AL13 Style

Part #	Description	List
AL13 Style (right)		
125 85.205.050B	Gun & Lance Assembly	\$59 D8
125 85.205.050N	Gun & Lance Assembly	\$66 D8
155 4021108013	Gun only	\$39 D8



### GUN & LANCE KIT

Part #	Description	List
85.205.026	Gun & Lance Assy - 900mm 🧐	\$99
85.205.064	Gun & Lance (Vega) -900mm	\$169
85.205.027	Gun & Lance Assy - 1200mm	\$106
85.205.028	Gun & Lance Assy - 1500mm	\$112
85.205.029	Gun & Lance Assy - 2000mm	\$119



Add 15 metres of hose to complete the Kit:		
85.238.155	Hose Assembly - 15 metres	\$163

### PIVOTING BOTTOM LANCE

Part #	Description	List
125 85.202.085	Pivoting Lance Assembly	\$74
111 81K120	Pivoting Lance Assembly	\$45*

\* while stocks last



#### Spray Wand with Pivoting Nozzle:

- Connect to half lance to create a pivoting lance
- Pivots to 90° - Fitted with quick connect holder
- Performance: 4200Psi, 34l/min.

**Thread seal**




Threadseal - Green 85-86  
Green DIN-DVGW/KTW approved for gas and potable water.  
High temperature sealing +200°C

Full selection on page 517

148 954 858 605 0 \$59 🧐

**Threadlock**



ThreadLock - Blue 54-03  
Medium-tight screw locking device for protection of threads in case of a push, vibration and pressure

Full selection on page 517

148 954 540 350 \$59



## Kits



**PETROL** from \$135

**BE 3100 PSI Replacement Kit**  
Fits All Standard Gas & Electric Pressure Washers With Screw Type Fittings

VARIABLE NOZZLE  
M22 SCREW-TYPE FITTINGS  
3400 PSI SPRAY GUN  
25FT STEEL BRAIDED HOSE

IDEAL FOR GAS OR ELECTRIC PRESSURE WASHERS

**ACCESSORY KIT - Petrol Machines**

Part #	Description	List 1	Box of 5
		Q1-4	Q5>
125 85.400.327	Accessory Kit - 7.5m hose	\$169 D	\$135 (D5)
125 85.400.327B	Accessory Kit - 10m hose	\$179 D	\$143 (D5)

**ACCESSORY KIT - Electric Machines**

**ELECTRIC** from \$74



**BE Electric Pressure Washer Spray Gun Kit**  
Fits All Standard Electric Pressure Washers

FEMALE SCREW-TYPE FITTINGS  
1800 PSI / 140°F (60°C)  
25FT HIGH PRESSURE HOSE  
INCLUDES SOAP CONTAINER

Often cheaper than crimping a damaged hose on small electric machines

**Includes:**  
Gun, 900mm Lance, 030 Vario Nozzle, 7.5 hose with M22B14mm Coupling





Check out our M22 B 15mm adaptor that may suit copy machines or K brand Adaptor:  
Pin size = outside diameter of pin (as marked)  
14mm = standard Italian & K machines  
15mm = fits many Chinese or Lavor machines


Part #	Description	List 1	Box of 8
		Q1-7	Q8>
125 85.400.320	Electric Accessory Kit - to 1800 Psi	\$93 D	\$74 D
125 85.300.159	Adapt from std 14mm to 15mm M22 pin		\$15 (1)

**PREMIUM KIT**



Part #	Gun	Lance	Hose	Nzl	List
85.400.329	2750Psi	Split	7.5 metre 5/16"	4 x 030	\$280 🤪
85.400.332	5000Psi	Split	9.2 metre 5/16"	4 x 030	\$299
85.400.326	5000 Psi	Split	7.5 metre 5/16"	4 x 030	\$299
85.400.356A	5000 Psi	900m	15 metre R1 3/8" Grey	4 x 035	\$263 🤪
85.400.356B	5000 Psi	900m	15 metre R1 3/8" Grey	4 x 045	\$293

**PREMIUM KIT**



**Premium Gun, Lance & Hose Kit:**

- ST2300 Gun c/w swivel (4500Psi / 45 l/min.)
- Stainless 1000mm lance
- Hose - R2 smooth cover 5800 Psi / 150°C


Part #	Description	List
148 500 230 500	Full Assembly - 10m hose	\$210
148 500 230 515	Full Assembly - 15m hose	\$249
148 500 230 520	Full Assembly - 20m hose	\$249

▲ special prices, while stocks last

## Long Wands - High Pressure



## Long Wands - High Pressure



Attach Gutter Cleaner, Turbo Nozzle or 14" Whirl-A-Way to achieve best performance

**LIGHT WEIGHT, TELESCOPIC LANCE.**

Ideal to reach high places up to 7.3 metres

Easily connects to a Pressure Cleaner

Great for cleaning second story windows, eaves & roofs. No more dangerous high access or expensive scaffolding needed.

**Features:**

- Threaded gun for quick removal & easy field repair
- Coarse threaded pole lock for a tight grip
- M22 screw-type connection to securely add accessories
- Commercial model has large 3/8" hose for maximum chemical draw



*Low Pressure Poles on page 404*



	85.206.012	85.206.018	85.206.024	85.206.424	85.206.024SHD	85.205.018A	85.205.024
<b>Reach</b>	3.7m	5.5m	7.3m	7.3m	7.3m	5.5m	7.3
<b>Rating</b>	Semi-Professional				Commercial	Industrial	
<b>Material</b>	Fibreglass				HD Fibreglass	Aluminium	
<b>Psi - Max.</b>	4000				4000	4000	
<b>Flow - Max.</b>	30 l/min.				30 l/min.	30 l/min.	
<b>Temperature</b>	90°C				90°C	90°C	
<b>Length - Contracted</b>	2.0m	2.0m	2.74m	2.0m	2.74m	2.0m	2.74m
<b>Length - Fully Extended</b>	3.7m	5.5m	7.3m	7.3m	7.3m	5.5m	7.3m
<b>Poles - Outer</b>	Fibreglass				Fibreglass	Aluminium	
<b>Poles - Middle</b>	Aluminium				Fibreglass	Aluminium	
<b>Poles - Inner</b>	Aluminium				Aluminium	Aluminium	
<b>Pole stages</b>	3	3	3	4*	3	3	
<b>Hose Size</b>	1/4"				3/8"	1/4"	
<b>Weight</b>	3.4kg	3.8kg	4.7kg	4.7kg	7.2kg	5.9kg	7.4kg
<b>Belt Included in price</b>	x	x	x	x	√	√	√
<b>List Price</b>	\$219	\$288	\$299	\$362	\$362	\$399	\$453



\*4 stage compact

Replacement Parts List

1 Threaded Gun	\$99	85.202.114	85.202.114	85.202.114	85.202.119	85.202.114	85.202.116	85.202.116
1 Gun Repair Kit	\$12	85.201.005	85.201.005	85.201.005	85.201.005	85.201.005	85.201.005	85.201.005
1 M22x3/8"Npt adaptor	\$11	85.300.133	85.300.133	85.300.133	85.300.133	85.300.133	85.300.133	85.300.133
90° Gun to Hose fitting	\$11	85.704.004	85.704.004	85.704.004	85.704.004	85.704.004	85.704.004	85.704.004
4 Small Pole Lock - new	\$26	85.205.109	85.205.109	85.205.109	85.205.109	85.205.109	85.205.106	85.205.106
5 Large Pole Lock - new	\$26	85.205.110	85.205.110	85.205.110	85.205.111	85.205.110	85.205.107	85.205.107
4 Small Pole Lock - old	\$26	85.205.104	85.205.104	85.205.104	85.205.104			
5 Large Pole Lock - old	\$26	85.205.105	85.205.105	85.205.105				
6 Hose	\$56	85.225.112	85.225.118	85.225.124	85.225.124	85.225.124	85.225.118	85.225.124
7 Pole Adaptor Fitting	\$23	85.791.028	85.791.026	85.791.026	85.791.026	85.791.026	85.791.026	85.791.026
8 Hose Adaptor Fitting	\$27	poa	85.791.025	85.791.025	85.791.025	85.791.025	85.791.024	85.300.135
Hose Adaptor fitting	\$24					85.791.027		
9 Front Lance	\$27	85.791.024	85.791.024	85.791.024	85.791.024			

**Important Selection Notes:**

- 1) While all wands can be used at the "Fully Extended" length, for stability purposes it is recommended to only use at 90% of that length.
- 2) When opening lance, extend each stage to the same length Do NOT over tighten Grey pole locks on Semi-Professional models

**ACCESSORIES**

14" Whirl-A-Way



BAR1400 \$poa  
Page 454

Turbo Nozzle



25.1620.xx \$poa  
Page 436

Belt Kit



85.400.019 \$39

Rotating Brush



85.400.008 \$poa

Gutter Kit



85.400.033 \$32  
Page 393

Gutter Cleaner



85.400.007 \$22  
Page 393



## Booms

### Booms



Wall Mount Configuration



Ceiling Mount Configuration



Typical Z Boom Dual Application

### BOOMS - 360° Double Ceiling Mount Rotating ( Z Style)



Part #	Code	Length	Inlet	Rated Psi	Flow	Temp.	Material	List
165 65.933	Z	1550mm	1/4" Bsp F	3100 Psi	40 l/min.	120°C	Stainless	\$1,599 C
147 25.0049	MTM	1550mm	1/4" Bsp F x 1/4" BspM	3100 Psi	40 l/min.	120°C	Stainless	\$1,280 C 🤖
147 25.0050	MTM	1550mm	1/4" Bsp F x 3/8" BspM	3100 Psi	40 l/min.	120°C	Stainless	\$1,380 C

### BOOMS - Adjustable Boom ( Z Style)

**CATALOGUE SPECIAL** 155 41500000  
Italian made, but half the price of the traditional Z Boom.  
Unique 2 piece design allows one person installation



Part #	Mounting	Length	Inlet	Rated Psi	Flow	Temp.	Material	List
<u>Single Spring</u>								
155 41500000	Nil	1550mm	1/4" Bsp F x 1/4" BspM	3600 Psi (max 4060)	45 l/min.	120°C	Stainless	\$599 C 🤖
155 41500000A	Ceiling Mount 360°	1550mm	1/4" Bsp F x 1/4" BspM	3600 Psi (max 4060)	45 l/min.	120°C	Stainless	\$1198 C
155 41500000B	Wall Mount 180°	1550mm	1/4" Bsp F x 1/4" BspM	3600 Psi (max 4060)	45 l/min.	120°C	Stainless	\$1098 C
155 41500000C	Double Ceiling 360°	1550mm	1/4" Bsp F x 1/4" BspM	3600 Psi (max 4060)	45 l/min.	120°C	Stainless	\$1,598 C
<u>Dual Spring</u>								
155 0156000320A	Nil	1550mm	1/4" Bsp F x 1/4" BspM	3600 Psi (max 4060)	45 l/min.	120°C	Stainless	\$659 C
155 0156000320A	Ceiling Mount 360°	1550mm	1/4" Bsp F x 1/4" BspM	3600 Psi (max 4060)	45 l/min.	120°C	Stainless	\$1258 C
155 0156000320B	Wall Mount 180°	1550mm	1/4" Bsp F x 1/4" BspM	3600 Psi (max 4060)	45 l/min.	120°C	Stainless	\$1,158 C
155 0156000320C	Double Ceiling 360°	1550mm	1/4" Bsp F x 1/4" BspM	3600 Psi (max 4060)	45 l/min.	120°C	Stainless	\$1,658 C

Nb: C Version is a twin Boom & price includes 2 arms

### Boom Brackets

Convert any Boom to the required specification



Ceiling Mount 360°  
A

Wall Mount 180°  
B

Double Ceiling Mount 360°  
C

Convert from Ceiling to Wall Mount



155 0102000630 \$599	155 0102000640 \$499	155 0102000740 \$999	148 109 721 047 \$299	145 28.3045.21 ZP \$199	Attach a Spot Electric and make a Truck or Car Wash Kit
----------------------	----------------------	----------------------	-----------------------	-------------------------	---

Performance: 40 l/min., 4060 Psi (5075Psi)  
Temperature: 150°C

Jig Drawings available on request



## Booms

### BOOMS - 180° Wall Mount Rotating (Straight)



Part #	Code	Length	Inlet	Rated Psi	Flow	Temp.	Material	Other	List
145 28.3380.00	BPE	1980mm	1/4" Bsp F	2600 Psi	40 l/min.	90°C	Stainless	End Spring	\$1,499 C
145 28.3060.00	BTAP	1750mm	1/4" Bsp F	2600 Psi	40 l/min.	90°C	Stainless	Two Spring	\$1,399 C
145 28.3060.25	BTAP	2500mm	1/4" Bsp F	2600 Psi	40 l/min.	90°C	Stainless	Two Spring	\$1,999 C

### BOOMS - 360° Single Ceiling Mount Rotating (Straight)



Part #	Code	Length	Inlet	Rated Psi	Flow	Temp.	Material	Other	List
155 4150200000	BTZ	1500mm	1/4" Bsp F	2600 Psi	40 l/min.	90°C	Zinc Plated	Budget Model (Single Boom)	\$699 C 🤔🤔
155 4150200000A	BTZ	1500mm	1/4" Bsp F	2600 Psi	40 l/min.	90°C	Zinc Plated	Budget Model (Two Booms)	\$899 C
145 28.3530.00	BTZ	1650mm	1/4" Bsp F	2600 Psi	40 l/min.	90°C	Zinc Plated	Budget Model	\$799 C
145 28.3350.00	BTE	1980mm	1/4" Bsp F	2600 Psi	40 l/min.	90°C	Stainless	Single Spring	\$1,199 C
145 28.3000.00	BTR	1750mm	1/4" Bsp F	2600 Psi	40 l/min.	90°C	Stainless	Two Spring	\$1,499 C 🤔
145 28.3020.00	BTR	2000mm	1/4" Bsp F	2600 Psi	40 l/min.	90°C	Stainless	Two Spring	\$1,699 C
145 28.3025.00	BTR	2500mm	1/4" Bsp F	2600 Psi	40 l/min.	90°C	Stainless	Two Spring	\$1,999 C 🤔

### BOOMS - 360° Double Ceiling Mount Rotating (Straight)



Part #	Code	Length	Inlet	Rated Psi	Flow	Temp.	Material	Other	List
28.3100.00	BTD	1750mm & 1600mm	1/4" Bsp F	2600 Psi	40 l/min.	90°C	Stainless	Two Spring	\$2,415 C
28.3100.20	BTD	2000mm & 1750mm	1/4" Bsp F	2600 Psi	40 l/min.	90°C	Stainless	Two Spring	<del>\$3,399</del> \$1,999 C
28.3100.25	BTD	2550mm & 2000mm	1/4" Bsp F	2600 Psi	40 l/min.	90°C	Stainless	Two Spring	\$poa

### BOOM EXTENSION - 180° Wall Mount



Part #	Code	Length	In / Outlet	Rated Psi	Flow	Temp.	Material	Other	List
147 25.0035	BE	3000mm	1/4" Bsp M	3100 Psi		120°C		Single Boom	\$2,399 C
147 25.0161	BET	3000mm	1/4" Bsp M	3100 Psi		120°C		Twin Boom	\$2,399 C

## Poles, Long Wand & Brushes

### PAINTING EXTENSION POLES - Fibreglass



**Ideal for exterior and interior painting.**

Conveniently attaches to any standard roller paintbrush.

Threaded end attaches to any standard roller paintbrush

Part #	Description	List
125 85.205.212	Paint Pole - 2 metres to 3.7m	\$56 C
125 85.205.218	Paint Pole - 2 metres to 5.5	\$65 C
125 85.205.224	Paint Pole - 2.74metres to 7.3m	\$138 C

### EXTENSION POLES - Aluminium / with or without Water Flow



Item: 527 001 100  
Wash Brush c/w rubber edge  
Width: 400mm  
Bristle Length: 50mm  
Material: Polyester

Item: 527 001 104  
High-Low Wash Brush c/w rubber edge  
Width: 250mm  
Bristle Length: 50mm  
Material: Polyester

Part #	Description	List
<u>Without water Flow</u>		
148 527 001 403	Telescopic Handle - Fixed at 1500mm	\$59 C
148 527 001 401	Telescopic Handle - 1630mm to 2750mm	\$99 C
<u>With water Flow</u>		
148 527 001 400	Telescopic Handle - Fixed at 1600mm	\$35 C
148 527 001 402	Telescopic Handle - 1630mm to 2750mm	\$89 C
148 527 001 100	Brush with 50mm Bristle & Rubber Edge	\$69 C
148 527 001 104	Brush with 50mm Bristle & Rubber Edge	\$66 C

### EXTENSION POLES - Aluminium / with Water Flow



**Brush & Pole Kit**  
Inlet - standard garden plug  
Outlet - Coarse thread



Spare Valve  
525 900 \$6



Angle Adaptor  
525 040 \$6



Screw Connection  
525 901 \$6



Item: 525 020  
Economy Soft Wash Brush  
Width: 250mm  
Bristle Length: 60mm  
Material: Polyester

Width 100mm x Length 250mm



Item: 525 000  
Economy Bristles Soft  
Width: 250mm  
Bristle Length: 80mm  
Material: Bristle



Item: 525 015  
Economy Bristles Hard  
Width: 250mm  
Bristle Length: 80mm  
Material: Bristle

Part #	Description	List
148 525 200	Telescopic Handle - 900 to 1800mm	\$62 C
148 525 300	Telescopic Handle - 1800 to 3600mm	\$99 C
148 525 020	Brush (soft) with 60mm Bristle	\$39 C
148 525 005	Brush (soft) with 60mm Bristle	\$39 C
148 525 015	Brush (hard) with 60mm Bristle	\$19 C

# Hose & Reels

Hose

Reels



## High Pressure 3/8"

### HIGH PRESSURE HOSE

**HOSE - 3/8" x 1 WIRE GREY**  
Ends - Optional  
Optional



**Low Marking R1 Grey Hydraulic Hose**  
1 Wire Gray outer cover

- Pressure 4000 Psi (max.) / Temp 121°C
- Fitted with quick connect plug / coupler ends

*R1 version of our popular grey hose..  
Reduced weight makes it a better option for  
applications to 4000 Psi  
Popular with roof and abseil cleaners*

Part #	(ID3/8" OD16mm)	Length	List
--------	-----------------	--------	------

**Quick Connect Coupler & Plug**

125 85.238.155		15m	\$199
125 85.238.115		30m	\$299

**3/8" Bsp Male / Female Swivel ends**

125 85.238.136		10m	\$104 D
125 85.238.161		15m	\$139 D
125 85.238.116		30m	\$219 D

**HOSE - 3/8" x 2 WIRE Black**  
Ends - 3/8" Bsp Male  
3/8" Bsp Female Swivel



**Low Marking Black Hydraulic Hose**

- Premium low marking pressure wash hose
- 2 Wire compact braid (steam perforated)
- Ideal for Hot or Cold water
- Pressure 5800 Psi (max.) / Temp 150°C
- Fitted with male / female swivel Bsp ends

Part #	(8B4AE 17mm OD)	Length	List
--------	-----------------	--------	------

165 R2J400 3/8 x 3/8 10MN	10m	\$89
165 R2J400 3/8 x 3/8 15MN	15m	\$129
165 R2J400 3/8 x 3/8 20MN	20m	\$179
165 R2J400 3/8 x 3/8 30MN	30m	\$209

**HOSE - 3/8" x 2 WIRE BLUE BARJET**  
Ends - 3/8" Bsp Male  
3/8" Bsp Female Swivel



**Low Marking Blue Hydraulic Hose**

- Premium low marking pressure wash hose
- 2 Wire compact braid (steam perforated)
- Ideal for Hot or Cold water
- Pressure 5800 Psi (max.) / Temp 155°C
- Fitted with male / female swivel Bsp ends
- Bend restrictor fitted

Part #	(8B4AE 17.5mm OD)	Length	List
--------	-------------------	--------	------

165 R2J400 3/8 x 3/8 10MA	10m	\$109
165 R2J400 3/8 x 3/8 15MA	15m	\$188
165 R2J400 3/8 x 3/8 20MA	20m	\$199
165 R2J400 3/8 x 3/8 30MA	30m	\$265

**Which Hose? 1) OD defines how much rubber is in the hose, higher ID means hose is heavier, with thicker wall 2) Pressure - only select**

16mm

17mm

17.5mm

Pressure washers to 4000 Psi

For dirty enviros - hose wont look poor when oil and greases are on it

Traditional colour for pressure washers to 5800 Psi



## High Pressure 3/8"

### HIGH PRESSURE HOSE

**HOSE - 3/8" x 2 WIRE GREY BARJET**  
 Ends - 3/8" Bsp Male  
 3/8" Bsp Female Swivel



**Low Marking R2 Grey Hydraulic Hose**

- Premium low marking pressure wash hose
- 2 Wire compact braid (steam perforated)
- Ideal for Hot or Cold water
- Pressure 6000 Psi (wp) / Temp 155°(max)
- Fitted with male / female swivel Bsp ends
- Bend restrictor fitted
- **Least marking option**

Part #	(R2GJ400 17.5mm)	Length	List
165 R2J400 0.11MG 3/8 x 3/8		1.1m	\$32
165 R2J400 0.15MG 3/8 x 3/8		1.5m	\$36
165 R2J400 05MG 3/8 x 3/8		05m	\$69
165 R2J400 10MG 3/8 x 3/8		10m 🧐	\$124
165 R2J400 15MG 3/8 x 3/8		15m	\$178
165 R2J400 20MG 3/8 x 3/8		20m 🧐	\$236
165 R2J400 25MG 3/8 x 3/8		25m	\$279
165 R2J400 30MG 3/8 x 3/8		30m 🧐	\$339
165 R2J400 35MG 3/8 x 3/8		35m	\$271
165 R2J400 40MG 3/8 x 3/8		40m	\$399
165 R2J400 50MG 3/8 x 3/8		50m	\$489
165 R2J400 60MG 3/8 x 3/8		60m	\$899
Ends:			
165 6MBSPP-6KW		Male	\$10
165 6FBSPP-6KW		Female	\$10
147 39.0281 3/8" Dowty Washer			\$1

**HOSE - 3/8" x 2 WIRE BLACK Supertuff**  
 Ends - 3/8" Bsp Male  
 3/8" Bsp Female Swivel



**Supertuff Mining Hose - Black**

- Mining grade with smooth polyethelene cover. Super tuff is lighter & more flexible
- Pressure 5000 Psi (max.) / Temp 100°C
- Resists abrasion, / chemicals / impact
- With male / female swivel Bsp ends
- Reduce cost by using Supertuff as a "whip" hose from the gun, then connect to a standard hose.

Part #	(R2ST400 17.1mm)	Length	List
165 R2ST 3/8 x 3/8 05M		5m	\$99
165 R2ST 3/8 x 3/8 10M		10m	\$210
165 R2ST 3/8 x 3/8 15M		15m	\$283
165 R2ST 3/8 x 3/8 20M		20m 🧐	\$399
165 R2ST 3/8 x 3/8 30M		30m	\$577
165 R2ST 3/8 x 3/8 40M		40m	\$697
165 R2ST 3/8 x 3/8 50M		50m	\$888
165 R2ST 3/8 x 3/8 60M		60m	\$924
165 R2ST 3/8 x 3/8 100M		100m	\$2200

**SPIRAL WRAPPED HOSE**



**Prevents hose marking on surfaces**

- Available in Red, Blue or Black
- 2 Wire 3/8" Blue Hose, to 5800Psi and 155°
- Ends- 3/8" Bsp Female Sw. & 3/8" Bsp M
- Other lengths available
- Also available for 1/4" hose on request
- **Usage note: cable tie wrap every 10m to maintain equal distribution of the wrap**

Part #	Colour	Length	List
165 R2AJPTR 3/8 10M	Red	10m	\$199
165 R2AJPTR 3/8 20M	Red	20m 🧐	\$299
165 R2AJPTR 3/8 30M	Red	30m	\$568
165 R2AJPTR 3/8 50M	Red	50m	\$899
165 R2AJPTR 3/8 50M	Red	60m	\$1,166
165 R2AJPTL 3/8 10M	Blue	10m	\$199
165 R2AJPTL 3/8 20M	Blue	20m	\$353
165 R2AJPTL 3/8 30M	Blue	30m	\$599
165 R2AJPTB 3/8 10M	Black	10m	\$199
165 R2AJPTB 3/8 20M	Black	20m	\$299
165 R2AJPTB 3/8 30M	Black	30m	\$568

a hose up to your required pressure to save dragging a heavier hose 3) Outer Wrap style & colour - determined by your industry

17.5mm

17.1mm


17.5mm


Grey wrap, now most popular pressure washer hose to 6000Psi

Mining grade hose for super tough applications. Perfect extender in high wear sections

Traditional budget alternative to mining hose where there is high abrasion or colour stain

## Bulk 1/4" to 1/2"

BULK HOSE							
 <p><b>Low Marking Grey Hydraulic Hose</b></p> <ul style="list-style-type: none"> <li>• Premium low marking pressure wash hose</li> <li>• 2 Wire compact braid (steam perforated)</li> <li>• Ideal for Hot or Cold water</li> <li>• Pressure 6000 Psi (wp) / Temp 155°(max)</li> <li>• No ends</li> </ul>	<b>Part #</b>	<b>(R2GJ400)</b>	<b>Size</b>	<b>Length</b>	<b>Cuts</b>	<b>List Price</b>	
	<b>Grey Wrap</b>						
	165 R2J200	1/4 x nil	154MG	1/4"	154	Up to 3 cuts	\$1,160 C
	165 R2J400	3/8 x nil	92MG	3/8"	92	No cuts	\$899 C
	165 R2J400	3/8 x nil	140MG	3/8"	140	Up to 3 cuts	\$1,047 C
	165 R2J600	1/2 x nil	108MG*	1/2"	108	Up to 3 cuts	\$1,299 B
	*1/2" to 4500 Psi						
	**Blue available on request						
	<b>Blue Smooth</b>						
	165 R2J200	100MBS	1/4 x nil	1/4"	100	Up to 3 cuts	\$563 C
165 R2J400	100MBS	1/4 x nil	3/8"	100	Up to 3 cuts	\$799 C	



## High Pressure 1/4"

### HIGH PRESSURE HOSE

**HOSE - 1/4" x 1 WIRE BLACK**  
 Ends - 1/4" Bsp Male  
 1/4" Bsp Female Swivel



**ALFAGOMMA**

**Standard Black Hydraulic Hose**

- 1 Wire black outer cover (I.D.1/4" O.D.12.9mm)
- Pressure 3270 Psi (max.) / Temp 100°C
- Fitted with male / female swivel Bsp ends

Part #	(836AA)	Length	List
R1Hose 1/4 x 1/4	10M	10m	\$122
R1Hose 1/4 x 1/4	15M	15m	\$169
R1Hose 1/4 x 1/4	20M	20m	\$203
R1Hose 1/4 x 1/4	30M	30m	\$269
R1Hose 1/4 x 1/4	40M	40m	\$340
R1Hose 1/4 x 1/4	50M	50m	\$495

**HOSE - 1/4" x 1 WIRE BLACK**  
 Ends - 3/8" Bsp Male  
 3/8" Bsp Female Swivel



**Standard Black Hydraulic Hose**

- 1 Wire black outer cover(I.D.1/4" O.D.12.9mm)
- Pressure 3270 Psi (max.) / Temp 100°C
- Fitted with male / female swivel Bsp ends

Part #	(836AA)	Length	List
R1Hose 1/4 x 3/8	10M	10m	\$136
R1Hose 1/4 x 3/8	15M	15m	\$169
R1Hose 1/4 x 3/8	20M	20m	\$248
R1Hose 1/4 x 3/8	30M	30m	\$269

**HOSE - 1/4" x 2 WIRE BLACK**  
 Ends - 1/4" Bsp Male  
 1/4" Bsp Female Swivel



**Standard Black Hydraulic Hose**

- 2 Wire black outer cover (ID1/4" OD xx9mm)
- Pressure 5800 Psi (max.) / Temp 100°C
- Fitted with male / female swivel Bsp ends

Part #	Length	List
R2Hose 1/4 x 1/4	10M	\$235
R2Hose 1/4 x 1/4	15M	\$199
R2Hose 1/4 x 1/4	20M	\$271
R2Hose 1/4 x 1/4	30M	\$299

## High Pressure 1/2"

### HIGH PRESSURE HOSE 1/2"

**HOSE - 1/2" x 2 WIRE Black**  
 Ends - 1/2" Bsp Male  
 1/2" Bsp Female Swivel



**R2 Hose - Black 1/2"**

- Heavier Duty black cover
- 2 Wire compact braid
- Pressure 5000 Psi (max.) / Temp xxx
- Fitted with male / female swivel Bsp ends

Part #	(896AA13)	Length	List
165 R2Hose 1/2	05M	5m	\$129
165 R2Hose 1/2	10M	10m	\$199
165 R2Hose 1/2	15M	15m	\$275
165 R2Hose 1/2	20M	20m	\$329
165 R2Hose 1/2	30M	30m	\$549
165 R2Hose 1/2	40M	40m	\$649
165 R2Hose 1/2	50M	50m	\$799
165 R2Hose 1/2	60M	60m	\$899

**HOSE - 5/16" x 1 WIRE GREY**  
 Ends - 3/8" Quick Connect Plug  
 3/8" Npt Male Swivel



**Hose to suit BAR small petrol machines**

- 1 Wire Black outer cover
- Pressure 4000 Psi (max.) / Temp 121°C
- Fitted with fixed plug / male Npt Swivel ends

Part #	Length	List
125 85.238.133 Black	9.2m	\$99 D



Hose Caddy plus Reel Page 425

Hose Reels Many options Page 416



## Thermoplastic - K Series

HOBBY HOSES					
M22 010 (18.0)		M22 011 K		M22 010 (15.5)	
Part	List	Part	List	Part	List
<b>R1 Wire Braided Hose (Flexy 4350Psi 100°C)</b>					
10m	390 028 210 \$99	390 091 210 \$115		390 010 210 \$85	
15m	390 028 215 \$109	390 091 215 \$109		390 010 215 \$85	
<b>Single Fabric Braid Hose (Poly 2320Psi 60°C)</b>					
10m	460 028 210 \$69	460 091 210 \$75		460 010 210 \$69	
15m	460 028 215 \$99 🤔	460 091 215 \$39		460 010 215 \$69	

Hobby, Semi Prof & Industrial Hoses					
M22 08.8 Swivel		M22 011 Swivel		M22 010 (15.5)	
Part	List	Part	List	Part	List
<b>R2 Double Wire Braid ( 5800Psi 150°C)</b>					
10m	390 010 521 0 \$95	345 111 410 \$161		335 110 310 \$136	
20m	390 061 220 \$169	345 111 420 \$271		335 110 320 \$136	
	Hobby	Industrial 🤖		Semi Prof	

### HOSE ADAPTORS



M Thread ↑  
Plug 10mm  
Plug 11mm ↓




Part #	Description	List
148 316 951 0	M Plug 10mm	\$34
148 316 961 1	M Plug 11mm	\$58 🤔

### HP HOSE FOR HOSE REEL

For K Series  
15 metres

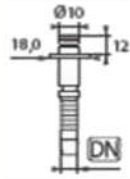
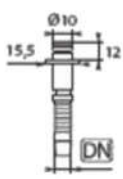
For A Series  
10 metres



Part #	Description	List
148 330 136 815	K series	\$228
148 390 035 210	A series	\$125

### CRIMP NIPPLES

#### Crimp Nipple



Plug - Zinc Plated 03 & 04	Plug - Zinc Plated 03 & 04
148 316 95 DN=6mm \$5 🤔	148 316 951 8 DN=6mm \$7
148 316 98 DN=8mm \$6	

#### Crimp Nipple



Swivel 10mm Stainless	Swivel 11mm Stainless
148 316 93 DN=6mm \$33	148 316 94 DN=6mm \$35
	148 316 96 DN=8mm \$29 🤔

#### Quick Screw




M22 Brass to 5800 Psi
148 319 231 Diam17.3mm \$6



## Thermoplastic Hose

### Food Grade High Pressure

HOSE - 3/8" Grey Wire Braided  
Ends - 3/8" Bsp Male  
3/8" Bsp Female Swivel



**NEW**

#### Food Industry & Pools - Grey

- Pressure 4000Psi / Temp 120°C
- Stainless male / female sw. Bsp ends
- Bend restrictor x 2
- Grease, oil, UV & weather resistant

Part #	Length	List Price
148 352 201 555 109	10m	\$270 C
148 352 201 555 209	20m	\$397 C
148 352 201 555 309	30m	\$499 C

### Medium Pressure

HOSE - 1/4" x FABRIC BRAID BLACK  
Ends - M22 Coupling 14mm pin  
M22 Coupling 14mm pin



#### Standard Black Thermo Hose

- Pressure 3270 Psi (max.) / Temp 60°C
- Fitted with female M22 ends
- Bend restrictor x 2

Part #	(836AA)	Length	List Price
125 85.225.229		7.5m	\$23 D
125 85.225.230		10m	\$29 D 🐜
125 85.225.231		15m	\$39 D 🐜
125 85.225.232		20m	\$53 D
125 85.300.159	Convert to M22 15mm		\$16 D

HOSE - 1/4" x 1 PREMIUM FABRIC BRAID  
Ends - 1/4" Bsp Female Swivel  
1/4" Bsp Female Swivel



#### Pro Blue Thermo Hose

- Pressure 4410 Psi (max.) / Temp xxx°C
- Fitted with female swivel Bsp ends
- Bend restrictor x 2

Part #	(836AA)	Length	List Price
125 85.805.001		10m	\$89 C
125 85.805.003		10m	\$89 C 🐜
125 85.805.004		15m	\$109 C
125 85.805.005		20m	\$128 C
125 85.805.006		30m	\$199 C

### SAVER GUIDES

175 1115 \$45 C  
Guides your hose around rugged corners




### HOSE HOLDER



Attach Hose Holder to your belt.  
Ideal for scaffolders

Part #	List
148 110 10	\$19

### BY-PASS HOSE



Part #	Length	List
165 By Pass 1/4" 1/4"M X nil	1/4" 400mm	\$19
165 By Pass 3/8" 3/8"M X nil	3/8" 400mm	\$20
165 By Pass 1/2" 1/2"Fs X nil	1/2" 600mm	\$49
125 85.238.022	3/8"M X 3/8"M	3/8" 760mm \$19
125 85.202.078	nil X nil	3/8" 900mm \$5 🐜

### SPIRAL WRAP HOSE PROTECTOR

**Pig Tail Spiral Wrap** to protect your hose

- Available in yellow, blue and red colour
- Supplied in 20 Metre multiples
- Also suitable for bundling cable together



Part #	Length	List
165 R16SSG	1/4" 20m	\$57 D
165 R20SSG	3/8" 20m	\$79 D
165 R25SSG	1/2" 20m	\$89 D
50 metre bulk lengths available in black		

## Ultra High Pressure

### Ultra High Pressure Hose Assemblies

Hoses with double wire braid and winded surface. Type 2SC. Nominal diameter 10. Safety factor 3.5 Fitting stainless steel. Max. 150°C.

Female Thread (DKOS)		Male Thread (AGR)		Quick Screw Couplings	
M22 : M22	M22 : M22	3:8" : 3/8"	3:8" : 3/8"	M22 : M22	M22 : M22
2SC. Max. 500 bar		2SC. Max. 500 bar		2SC. Max. 500 bar	
<b>Part #</b>	<b>M</b>	<b>Part #</b>	<b>M</b>	<b>Part #</b>	<b>M</b>
358 177 310 9	10m	358 144 310 9	10m	358 100 310 9	10m
358 177 315 9	15m	358 144 315 9	15m	358 100 315 9	15m
358 177 320 9	20m	358 144 320 9	20m	358 100 320 9	20m
358 177 330 9	30m	358 144 330 9	30m	358 100 330 9	30m
List \$465 to \$999 c		List \$420 to \$959 c		List \$399 to \$936 c	

Hoses with double wire braid and winded surface. Normal diameter 10. Fittings stainless steel. Max. 150°C.

Quick Screw Couplings		
M24 : M24	M24 : M24	M24 : M24
2SC. Max. 500 bar		
<b>Part #</b>	<b>M</b>	<b>Part #</b>
358 197 210 9	10m	364 197 310 9
358 197 215 9	15m	364 197 315 9
358 197 220 9	20m	364 197 320 9
358 197 230 9	30m	364 197 330 9

Hoses with double wire braid and smooth cover. Normal diameter 6. Fittings stainless steel. Max. 150°C.

Quick Screw Couplings / Male Thread (AGR)		
M22 : M22	M22 : 1/8"	1/4" : 1/4"
Flexy 500. Max. 500 bar		
<b>Part #</b>	<b>M</b>	<b>Part #</b>
338 000 310 9	10m	424 300 010 9
338 000 315 9	15m	424 300 015 9
338 000 320 9	20m	424 300 020 9
338 000 330 9	30m	424 300 030 9

## Ultra High Pressure

### Ultra High Pressure

**HOSE - 3/8" KEVLAR BRAIDED RED**  
**Ends - 3/8" Bsp Male**  
**3/8" Bsp Female Swivel**



**UHP Kevlar Braided Hose - Red**

- Pressure 10,877 Psi (max.) / Temp 60°C
- Fitted with male / female swivel Bsp ends
- Bend restrictor x 2

Part #	Length	Weight	List
125 85.805.007	15m		\$287 C
125 85.805.008	30m	6.14k	\$549 C
125 85.805.009	60m		\$999 C

**HOSE - 3/8" KEVLAR BRAIDED RED**  
**Ends - 3/8" Bsp Male**  
**3/8" Bsp Female Swivel**



**UHP Kevlar Braided Hose - Red**  
**Fitted with Sock and Kevlar restraint**

- Pressure 10,877 Psi (max.) / Temp 60°C
- Fitted with male / female swivel Bsp ends
- Bend restrictor x 2

Part #	Length	List
125 85.805.010	15m	\$375 C

**HOSE - WATERBLAST 8,700 Psi**  
**Ultra High Pressure**



ALMOST IMPOSSIBLE TO PURCHASE  
 IN OUR INDUSTRY...NOW IN STOCK

**Ultra High Pressure Water Jetting Hose**

- Tube in oil & water resistant syn. Rubber
- Pressure 8700 Psi (max.) / Temp 150°C
- Blue NW10-600 Bar
- Ideal for Ultra High Pressure (SF 2.1:1)
- Fitted with male / female swivel Bsp ends

Part #	Length	List
148 3686556159	15m	\$393 B
148 3686556209	20m	\$poa B
148 3686556309	30m	\$719 B
148 3686556409	40m	\$poa B
148 3686556509	50m	\$poa B
148 3686556609	60m	\$1,199 B



## Crimp Nipples

Crimp Nipples							
Ø14	Ø14	Ø10 15,5 12	Ø10 16,0 8	Ø10 18,0 12	Ø10 10	Ø11 10	Ø11 10
For nut. Zinc-plated steel. Type 01.	For nut. Stainless steel. Type 02.	Plug. Zinc-plated steel. Type 03 & 04.	Plug. Brass. Type 03.	Plug. Zinc-plated steel. Type 03 & 4.	Swivel. Dia. 10mm. Stainless steel. Type 03 & 04.	Swivel. Dia. 11mm. Stainless steel. Type 03 & 04.	Swivel. Dia. 11mm. Zinc-plated steel. Type 03 & 04.
<b>Part #</b> <b>DN</b>	<b>Part #</b> <b>DN</b>	<b>Part #</b> <b>DN</b>	<b>Part #</b> <b>DN</b>	<b>Part #</b> <b>DN</b>	<b>Part #</b> <b>DN</b>	<b>Part #</b> <b>DN</b>	<b>Part #</b> <b>DN</b>
100 001 942 6	040 001 942 6	316 95        6	316 951      6	316 951 8    6	316 93        6	316 94        6	316 961      8
100 001 940 8	040 001 940 8	316 98        8				316 96        8	
100 001 944 0	040 001 944 10						
	040 001 945 12						
List        \$poa	List        \$poa	List        \$poa	List        \$poa	List        \$poa	List        \$poa	List        \$poa	List        \$poa

13,5		Ø11 Ø16	Ø11 Ø16	Ø9,8 Ø14,2		
For clip system. Zinc-plated steel.	Plug. Brass.	Plug. Brass.	Plug. Brass.	X-TRA. Brass.	Brass. Swivel.	Brass.
<b>Part #</b> <b>DN</b>	<b>Part #</b> <b>DN</b>	<b>Part #</b> <b>DN</b>	<b>Part #</b> <b>DN</b>	<b>Part #</b> <b>DN</b>	<b>Part #</b> <b>DN</b>	<b>Part #</b> <b>DN</b>
317 55        6	317 520 6    6	317 581      6	317 582      6	317 521 6    6	316 951 9    6	200 000 092 6
List	List	List	List	List	List	List

Swivel Adaptor MF	Swivel Adaptor MF	Swivel Adaptor MF	90° Swivel Adaptor FM
----------------------	----------------------	----------------------	--------------------------



- Steel, Bsp x Bssp
- Male x Female Swivel
- Rated to 5000Psi



- Steel, Bssp x Bssp
- Male x Female Swivel
- Rated to 5000Psi



- Stainless Steel, Bsp
- Male x Female Swivel
- Rated to 5000Psi



- Steel, Bsp
- Female Swivel x Male Fixed
- Rated to 5000Psi

Ends			
1/4"Fs - 1/4"M	165 AAM-0404 \$poa	165 AAM-0404P \$8	165 AAM-0404SS \$35
3/8"Fs - 3/8"M	165 AAM-0606 \$19 \$5*	165 AAM-0606P \$19 \$5*	165 46-S1B2B30606 \$85 \$19*
1/4"M - 3/8"F	165 AAM-0406 \$17		165 46-S1B2B30406 \$85
1/4"Fs - 3/8"M			
3/8"M - 1/4"F	165 AAM-0604 \$19		
1/2"Fs - 1/2"M	165 AAM-0808 \$poa	165 AAM-0808P \$25	165 AAM-0808SS \$75
3/8"M - 1/2"F	165 AAM-0608 \$24	165 AAM-0608P \$24	
1/2"M - 3/8"F	165 AAM-0806 \$24	165 AAM-0806P \$23	
	* great pricing from bulk purchase	* great pricing from bulk purchase	* great pricing from bulk purchase
			165 Swivel 3/8 to 1/4 \$31



## High Pressure

### DO YOU NEED A HEAVIER DUTY HOSE OR HAVE A WARRANTY ISSUE.....Read this

Our hose options on the previous pages are satisfactory for most pressure cleaner users, however there are some specific applications or heavier duty users that need a better solution.

Some definitions:

- \* Non Skived Hose (ie R2AT)  
Current technology, weighs less, thinner outer cover
- \* Skived Hose (ie R2A)  
Older technology, outer cover twice the size of Non Skived, much heavier
- \* Super Tuff Hose  
Mining grade with smooth polyethylene cover. Super Tuff has:
  - Excellent abrasion resistance
  - Resistance to chemical agents
  - Resistance to impact damage ie car wheels
  - UV resistance, increasing age
  - Non absorbing for underwater applications

The disadvantage Skived Hose is increased weight, hose stiffness and higher price. Supertuff is lighter and more flexible, but more expensive

Our recommendation:

A lot of damage to the hose occurs from a) dragging the hose near the gun/operator & b) chemical damage such as acid used by brick cleaners. To reduce this, we recommend using (say) 10 meters of Super Tuff as a whip hose starting from the gun. After the 10 meters, attach a standard hose so you still get the advantages of a standard hose.

Damage may occur further down the hose, towards the machine itself. This is usually caused from c) running over the hose which damages the wire braid inside and results in the hose ballooning from the inside out and d) the hose more generally being dragged around abrasive areas. The best way to treat these 2 common requests for warranty is to look after your hose. If this is not possible, a less satisfactory solution is to use a skived hose as explained above. Remember there are a number of disadvantages to this option.

### Pressure Drop

**Pressure Drop In Rubber Hoses**

Pressure drops expressed in bar per 1 meter length of linear hose without fittings.

Specific gravity: 0/85 - Viscosity: 20 centistokes (cs) at 21°C.

		Diameter (inches & mm)											
		3/16" 4.8	1/4" 6.4	5/16" 7.9	3/8" 9.5	1/2" 12.7	5/8" 15.9	3/4" 19	1" 25.4	1 1/4" 31.8	1 1/2" 38.1	2" 50.8	3" 76.2
L/min	1	0.242	0.075										
	2	0.466	0.146	0.066									
	4	0.996	0.293	0.133	0.058								
	8	2.433	0.613	0.250	0.117								
	10	3.540	0.880	0.335	0.144	0.045							
	15		1.776	0.660	0.273	0.068	0.027						
	20		3.080	1.129	0.462	0.116	0.041	0.018					
	30			2.159	0.887	0.228	0.082	0.032					
	40					0.379	0.144	0.050	0.014				
	50					0.555	0.192	0.075	0.021				
	60					0.756	0.263	0.111	0.029	0.009			
	70					0.970	0.373	0.154	0.037	0.013			
	80					1.250	0.475	0.200	0.049	0.016	0.007		
	90					1.531	0.560	0.237	0.066	0.021	0.008		
	100						0.653	0.274	0.073	0.025	0.010	0.003	
	125							0.964	0.393	0.103	0.036	0.014	0.004
	150								0.567	0.147	0.050	0.019	0.005
	175								0.735	0.186	0.060	0.026	0.007
	200								0.920	0.228	0.083	0.033	0.009
	250									0.347	0.124	0.050	0.013
300									0.475	0.162	0.068	0.017	0.002
400									0.832	0.303	0.118	0.032	0.004
500									1.159	0.425	0.164	0.043	0.006
600										0.562	0.222	0.057	0.008
700										0.733	0.301	0.078	0.011
800										0.924	0.383	0.098	0.014
900										1.144	0.468	0.118	0.016
1000											0.553	0.140	0.019
		Hose Friction Pressure Loss (Pressure Drop in PSI per 30.48 m of Hose with Typical Water Flow Rates)											
		WATER FLOW l/min.											
		Hose Inside Diameters, Inches											
		1/4"	5/16"	3/8"	1/2"	5/8"	3/4"	1"					
	3.8	54	20	7	2	-	-	-					
	7.5	180	60	25	6	2	-	-					
	11.4	380	120	50	13	4	2	-					
	15	-	220	90	24	7	3	-					
	18.9	-	320	130	34	10	4	-					
	22.7	-	-	220	52	16	7	1					
	30.3	-	-	300	80	25	10	2					
	38	-	-	-	120	38	14	3					
	56	-	-	-	250	80	30	7					

## Low Pressure - Industrial

### Low Pressure Professional Retractable Reels



Wash Down Guns  
Page 387



#### Dimensions



Capacity (1/4")	10m					
Capacity (3/8")	10m					
Capacity (1/2")	10m					
Capacity (3/4")		12m	18m	20m	25m	30m
Capacity (1")		8m	15m	13m	15m	30m
Capacity (1.5")						15m (AV6003)
Pressure	145 Psi	145 Psi	145 Psi	145 Psi	145 Psi	145 Psi
Temperature	90°C	90°C	90°C	90°C	90°C	90°C
Spring Turns**						
Dimensions		A21x156xL43	A44x158xL44	A31x170xL54	A31x170xL54	A59x170xL54
Weight						
Inlet/Outlet	1" MM	1" MM	1" MM	1" MM	1" MM	1" MM
Swivel Bracket						
Black	ST20FE \$97 C	ST22FE \$199 C	ST22FE \$199 C	ST30FE \$195 C	ST30FE \$195 C	ST22FE \$199 C
Stainless	ST20 \$146 C	ST22 \$259 C	ST22 \$259 C	ST30 \$262 C	ST30 \$262 C	ST22 \$259 C

#### Standard with no Hose:

Black	175 AV1120FE \$799 C	175 AV1200FE \$629 C	175 AV1300FE \$999 C	175 AV3501FE \$999 C	175 AV3502FE \$1299 C	175 AV6001FE \$1999 C
Stainless	175 AV1120 \$1043 C	175 AV1200 \$969 C	175 AV1300 \$1453 C	175 AV3501 \$1399 C	175 AV3502 \$1799 C	175 AV6001 \$2528 C
With Side Plate			175 AV1300CB \$1554 C			
With Brake			175 AV1300BK \$1627 C			

AV6301 50mx3/4" 2528

AV6003 15m x 1 1/2"

#### Standard with Hose:

Black	175 AV3502FEH \$1799
Stainless	175 AV3502H \$2182

\*\* After fitting hose, turn the spring this many times to charge the spring. Do not turn more as you will jam the spring

#### Spare Parts

Swivel - 1/2"	Swivel - Repair Kit	Spring Kit	Latchet Spring only	"Roller" guide	SS Hose Bend (Goose Neck)	Safety Side Plate	Hose Bumper
175 4960 400 5000Psi \$205	175 KIT400 400Bar \$99	175 Kit92 1000/1100 \$349 C	175 KIT10 Spring \$13	175 KIT15 \$12	4935 AV1100 \$79	175 CO \$169	4942 1/4" (ID 14mm) \$24
175 4960 600 8700Psi \$255	175 KIT600 600Bar \$249	175 Kit94 3500/3550 \$461 C	Latchet Kit (2 pieces)	(specify reel)	4938 AV3500 \$102	175 COB \$231	4943 3/8" (ID 16mm) \$25
175 4960 800 10700Psi \$304	175 KIT800 800Bar \$304	175 Kit97 6000 (2) \$699 C	175 KIT93 \$56				4944 1/2" (ID 18mm) \$25
175 4962 400 LP \$165	175 KIT10 NEW \$26	175 Kit99 6300 (3) \$999 C	Rack AV1100				4941 3/4" (ID 26mm) \$39
175 4971 LP 1" ver \$135	175 KIT20 NEW \$46		175 CR1 \$61			2 per kit - drilling of 4 holes in drum required	

## High Pressure - Industrial

### High Pressure Professional Retractable Reels



Our Italian Professional series with loads of configurations to suit every need  
 Heavy Duty reel with black powder coated or stainless AIS1304 options  
 Food Grade AIS316  
 Stainless option available upon request (List x 2)  
 Fully manufactured in Italy



Optional Swivel Bracket & Hose Bumper



**Hose not included**



Capacity (1/4")	15m	20m	35m	n/a	60m*	100m*
Capacity (3/8")	15m	20m	35m	60m	60m*	100m*
Capacity (1/2")	15m	20m	35m	50m	60m*	100m*
Pressure	5800 Psi	5800 Psi	5800 Psi	5800 Psi	5800 Psi	5800 Psi
Temperature	90°C	90°C	90°C	90°C	90°C	90°C
Spring Turns**	2	2	4	4	10	10
Dimensions	25x50x48	A21x156xL43	A31x170xL54		A59x170xL54	
Weight	13Kg	18Kg	28Kg		50Kg	
Inlet/Outlet						
Swivel Bracket						
Black	ST15FE \$99 C	ST20FE \$98 C	ST30FE \$194 C	ST30FE \$195 C	n/a	n/a
Stainless	ST15 \$147 C	ST20 \$146 C	ST30 \$262 C	ST30 \$262 C	n/a	n/a

#### Standard with no Hose:

Black***	175 AV1000FE \$640 C	175 AV1100FE \$650 C	175 AV3500FE \$1199 C	175 AV3550FE \$1650 C	175 AV6000FE \$1999 C	175 AV7630FE \$2665 C
Stainless	175 AV1000 \$1199 C	175 AV1100 \$1169 C	175 AV3500 \$1399 C	175 AV3550 \$1999 C	175 AV6000 \$poa C	175 AV7630 \$poa C

#### With Safety Brake:

Black***	AV1000FEBK \$1099 C	175 AV1100FEBK \$1245	AV3500FEBK \$1599
Stainless	AV1000BK \$1599 C	175 AV1100BK \$1645	AV3500BK \$1999

#### With ATEX Mine Safety Approval: (Certified ATEX II 2 GD 70 °)

Stainless	175 AV1100EX \$poa	175 AV3500EX \$poa
-----------	--------------------	--------------------

#### Standard with Hose:

Black	175 AV1100FEH \$1195 C
Stainless	175 AV1100H \$1499 C

#### Ultra high pressure reels

##### UHP Standard 600 (8701 Psi) Bar with no Hose:

Black	AV1000FE 600 \$797	175 AV1100FE 600 \$973	AV3500FE 600 \$1399	AV3550FE 600 \$1799	AV6000FE 600 \$2399
Stainless	AV1000 600 \$1240	175 AV1100600 \$1329	AV3500 600 \$1699	AV3550 600 \$2099	AV6000 600 \$poa

##### UHP Special 800 Bar (11600 Psi) Bar with no Hose:

Black	175 AV1100FE 800 \$poa	AV3500FE 800 \$poa
Stainless	175 AV1100 800 \$1599	AV3500 800 \$1817

(note: 800 Bar with re-enforced drum, 6mm pipe bore and non interchangeable 800 Bar swivel)

\*\* After fitting hose, turn the spring this many times to charge the spring. Do not turn more as you will jam the spring

\*\*\* Powder Coated reels can be supplied with Stainless passage (price sits between Stainless & PC versions)


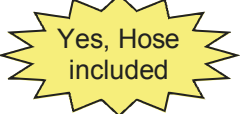
**SAFETY BRAKE SYSTEM:**  
See next page





## High Pressure - Standard (with Hose)

Retractable - Single Arm				Retractable - Dual Arm		
H809082		H809083		H820152		H820153
						
						
						
Hose Capacity	8 metres	10 metres	20 metres	Wall Bracket 140° Suits both series 	15 metres	15 metres
Hose Type	1/4" R2 Black	3/8" R2 Black	3/8" R2 Black		1/4" R2 Black	3/8" R2 Black
Pressure	5800 Psi	4785 Psi	4000 Psi		5800 Psi	4785 Psi
Inlet / Outlet	1/4" BspF	3/8" BspF	3/8" BspF		1/4" BspF	3/8" BspF
Material	Steel	Steel	Steel		Steel	Steel
Weight	32kg	35kg	66kg		48kg	55kg
<b>Part #</b>	<b>H809082</b>	<b>H809083</b>	<b>H808203</b>	<b>BR0103</b>	<b>H820152</b>	<b>H820153</b>
<b>List</b>	<b>\$379 C</b>	<b>\$435 C</b>	<b>\$753 C</b>	<b>\$47 C</b>	<b>\$597 C</b>	<b>\$699 C</b>

Retractable - Low Pressure 1/2"		
L820154SS		
		
		
Hose Capacity	15 metres	
Hose Type	1/2" SBR Rubber	
Pressure	300 Psi	
Inlet / Outlet	1/2" BspF	
Material	Stainless Steel	
Weight	49kg	
<b>Part #</b>	<b>L820154SS</b>	
<b>List</b>	<b>\$999 C</b>	



## Low Pressure (with Hose)

BAR Water Hose Reel		BAR Air Hose Reel	
<p>Supplied with: 165 S1304 Gun List \$9</p>			
Capacity	20m x 1/2"	20m x 3/8"	30m x 3/8"
Hose included	Yes	Yes	Yes
Pressure	Inlet Reel	260Psi (BP780)	260Psi (BP780)
Inlet Hose	1.5 metres	2 metres	2 metres
Outlet	Spray Gun	1/4" Bsp Male	1/4" Bsp Male
	175 <b>XBW-03-10M Green \$43 C</b>	175 <b>XBW-01-20M Green \$119 C</b> 175 <b>XBW-01-20M Grey \$119 C</b>	175 <b>XBA-01-20M \$119 C</b> 175 <b>XBA-05-30M \$176 C</b>

### PROFESSIONAL WASH DOWN REELS



Part #	Description	List
175 1041	Wall Unit - Holds 45m 5/8" or 30m 3/4"	\$399
175 1041X	Wall Unit - Holds 70m 5/8" or xxm 3/4"	\$361
175 1043	Cart 2 Wheel - Capacity 30m of 3/4" or 46m 5/8"	\$599
175 1045	Quad Wheel Kit for Cart (add to 175 1043)	\$94
175 1044	Extra Capacity Kit (from 45m to 68.5m)	\$46
175 1099	Australian Hose Fittings Kit for 1041 & 1041X	\$29
175 1103	Reel Cover - Standard	\$50
175 1104	Reel Cover - Large	\$60
175 1115	Ground Hose guide - ie hose stake	\$19
175 2914	Swivel 1041	\$67 C

#### Complete Hose & Fittings Kit to suit Australian Standards \$99










Fitting: Garden Tap to Reel inlet hose	85.300.167
Garden Hose 30m of 5/8"	90.058.100
1 1/16" Fsw. to swivel on reel	
1 1/16" M to spray gun	
Fitting: Garden Hose to spray gun	85.300.168

Hose not included



Professional reel can be mounted parallel or perpendicular  
**Large Capacity Trolley option**  
 Aluminum Construction  
 Rated to 150 Psi & 140°F  
 Fitting to garden tap: 1 1/16" Fsw - Swivel to reel: 1 1/16" M  
**GARDEN HOSE NOT INCLUDED**

## Hand Crank Reels

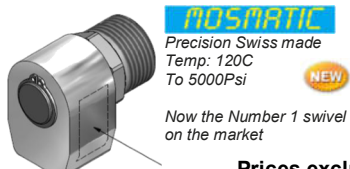
Hot 2 Go Reel				Ramex Reel - With Fixed Base		
AR151	AR152	HHR41		AVM9002(FE)	AVM9810(FE)	AVM9812(FE)
<p>"Hot2Go" series manufactured in the USA                      Ideal kit where stacker option is required                      Low Pressure option with wider clearance swivel                      Stainless 5000Psi Swivel                      Pop In brake</p>     				<p>Our Italian Ramex series with loads of configurations to suit every need                      Heavy Duty reel with black powder coated or stainless AIS1304 options                      Food Grade AISI316 Stainless option available upon request (List x 2)                      Fully manufactured in Italy                      Stainless 5800Psi Swivel with 8700Psi option                      Locking Pin and Hub locks reel in place during transport</p>      <p><i>Fitted with AVM9813FE</i></p>		
Capacity (3/8")	70 metres	45 metres (5/8") Inlet Reel	Stacker only Dim: Frame W430xD510xH550 Dim: Dual Stacker W470xD510xH1000	20 metres 5800 90°C IW32xH40xW40 10Kg	35 metres 5800 90°C IW15xH48xW7.5 10Kg	60 metres 5800 90°C IWxxxH48xW7.5 12Kg
Pressure	5000			Inlet: 1/2"M Bsp Outlet: 1/2"F Bsp		
Temperature	90°C					
Dimensions						
Weight						
Inlet/Outlet						
<b>Black</b>	175 AR151 \$370 C	175 AR152 \$poa C	175 HHR41 \$599 C n/a	175 AVM9002FE \$639 175 AVM9002 \$690	175 AVM9810FE \$559 175 AVM9810 \$799	175 AVM9812FE \$735 175 AVM9812 \$999
<b>Stainless</b>						
<u>Swivel Supplied</u>						
Swivel - Brass				175 4960 400 \$205	175 4960 400 \$205	175 4960 400 \$205
- Stainless				175 KIT400 \$99	175 KIT400 \$99	175 KIT400 \$99
Swivel Repair Kit						
<u>8700Psi Swivel Option:</u>						
Swivel - Stainless				175 4962 600 \$255	175 4962 600 \$255	175 4962 600 \$255
Swivel Repair Kit*				175 KIT600 600 \$249	175 KIT600 600 \$249	175 KIT600 600 \$249
<u>Other Consumables:</u>						
Handle (& Screw)				175 KIT80 \$63	175 KIT80 \$63	175 KIT80 \$63
Handle & Arm PC				175 KIT81A \$127	175 KIT81A \$127	175 KIT81A \$127
Handle & Arm SS				175 KIT81B \$127	175 KIT81B \$127	175 KIT81B \$127
White Bush (Hub)				175 KIT10 \$54	175 KIT10 \$54	175 KIT10 \$54
Hub & Pin Kit				175 KIT70 \$99	175 KIT70 \$99	175 KIT70 \$99
* Use this Kit to swap out on 4960 400 (no need to change entire swivel)						
						<b>New Extra Heavy Duty Reel, with hose guide 100m capacity 175 AVM9850FE \$1674 175 AVM9850FE \$1899</b>

\* Stacker Dimensions:  
 Frame only: W430xD510xH550  
 Dual Stacker: W470xD510xH1000

Hose Capacity			IW Drum H Reel	Part # BLACK	List	Part # STAINLESS	List
1/4"	3/8"	1/2"					
<b>BLACK FINISH</b>							
na	20m	20m	32x40x40	175 AVM9002FE	\$639	175 AVM9002	\$670
50m	35m	25m	15x48x7.5	175 AVM9810FE	\$549	175 AVM9810	\$752
70m	50m	35m	20x48x7.5	175 AVM9811FE	\$588	175 AVM9811	\$834
80m	60m	43m	??x48x7.5	175 AVM9812FE	\$768	175 AVM9812	\$1099
	45m	40m				175 AVM9918	\$699
	75m	65m				175 AVM9920	\$650
100m	70m	50m	29x48x7.5	175 AVM9813FE	\$583	175 AVM9813	\$683
150m	100m			175 AVM9850FE	\$poa	175 AVM9850	\$1799

## Hand Crank Reels

BAR Reel - With Fixed Base					Jetter Reel - With Fixed Base			
85.402.000	85.402.001	85.402.002	85.402.002S	1060	1065	PW4413	PW4418	
<p>BAR Pressure Washer Reel Designed to partner with your Pressure washer on a frame or truck bed Swivel in stainless with Mosmatic option BAR reels extend hose life by preventing storage &amp; transport damage Locking Pin fitted to prevent recoil (except. 23m) Mounting Plate Specs: 150mm x 10mm (plate 5.2mm thick)</p>  					<p>Option of Rapid Reel (flat packed) or BAR (1 piece) Heavy Duty versions with black powder coated finish Swivel in brass/stainless construction (c/w Viton seals) Cam lever brake prevents unspooling Arm adjustment to set reel at different angles The Plumbers Choice for mobile jettors</p>   <p>This model can be configured for flatbed or wall mountings, parallel or perpendicular.</p>			
Capacity (3/8")	23 metres	30 metres	60 metres	Stainless ais304 60 metres	Rapid Reel 30 metres	Rapid Reel 60 metres	BAR 30 metres	BAR 80 metres
Pressure	4000	5000	5000	5000	5000	5000	5000	5000
Temperature					120°C	120°C	120°C	120°C
Dimensions	18"x13"x11"	17"x18"x13.5"	20"x15.75"x17.25"	A420xB395xC480mm		H500xW400mm	Fixed Arm	Fixed Arm
Weight	5Kg	7Kg	7Kg	8Kg				
Inlet/Outlet		Inlet- 3/8"M / Outlet - 3/8"F			In: 1/2"M Npt Out: 3/8"F Npt			
Part #	85.402.000	85.402.001	85.402.002	85.402.002S	1060	1065	85.402.102	85.402.100
List	\$164 C	\$229 C	\$249 C	\$750 C	\$499 C	\$499 C	\$359 C	\$449 C
<p><b>Swivel Supplied</b></p> <p>Swivel - Brass   125 85.402.004 \$74 - with hub   125 85.402.005S \$74   125 85.402.005S \$74   125 85.402.005S \$74</p> <p>Swivel Repair Kit   125 85.402.009 \$34   125 85.402.009S \$12   125 85.402.009S \$12   125 85.402.009S \$12</p> <p><b>Mosmatic Swivel Option:</b></p> <p>Swivel - Stainless   165 43.915 \$119   165 43.915 \$119   165 43.915 \$119   165 43.915 \$119 Swivel - Stainless   165 43.915X \$49   165 43.915X \$49   165 43.915X \$49   165 43.915X \$49 Swivel Repair Kit   165 43.916 \$29   165 43.916 \$29   165 43.916 \$29   165 43.916 \$29</p> <p><b>Other Consumables:</b></p> <p>Hose Guide           125 67.094.060 \$24</p> <p>Handle Assembly   125 85.402.007 \$18</p> <p>Internal Hose   125 85.238.040 \$41</p> <p>Locking Pin Asst</p> <p>Base Plate</p> <p>Elbow (7)</p> <p>Arm (5)</p> <p>Screw Head</p> <p>Axle Bushing</p> <p>Brake Assembly</p> <p>Swivel Circlip</p>					<p>175 2652 \$122 D</p> <p>175 2456 \$39 D</p> <p>175 1065 Hose Guide \$319</p> <p>175 2654 \$44</p> <p>175 2431 \$31 D</p> <p>175 2417 (item 8) \$77</p> <p>175 2707 (item 7) \$42</p> <p>175 2708 (item 5) \$52</p> <p>175 2714 (item 3) \$6</p> <p>175 4202.012 \$1</p>		<p>85.402.153 \$94 C</p> <p>85.402.150 \$109 C</p> <p>85.402.156 \$29 C</p> <p>85.402.154 \$27 C</p> <p>in 85.402.150</p> <p>85.402.155 \$poa</p>	




Hose	1/4"	5/16"	3/8"
23M	60M	30M	23M
31M	80M	40M	31M
61M	160M	80M	61M

Order 148 570 89 reduction nipple for all Rapid Reels to make outlet 3/8" Bsp \$37



## Hand Crank Reels

### High Capacity Reels



- Max. Pressure 3000 Psi
- Hose Size 1/2"
- Capacity to 122 Metres
- Dimensions: W 19.5" x H 13" x D 9.5"

Part #	Capacity	Kg	List
125 85.401.020	61m 1/2"	10kg	\$168 C
125 85.401.040	122m 1/2"	11kg	\$175 C
125 85.401.100	Swivel		\$43 D



- Max. Pressure 4350 Psi, 40 l/min
- Inlet 3/8" Bsp M - Temp to 150°C
- Capacity to 95 Metres of 1/2" hose
- Strong Aluminium construction

Part #	Capacity	Kg	List
4131800003	to 95m	12kg	\$740 C



Hose not included

- High capacity reel to 6000 Psi:
- 1/4" - 260M 3/8" - 115M
- 1/2" - 60M 3/4" - 26M
- Suits both High & Low Pressure
- Dimensions: L550xH491xD424
- \*\*\*\*Swivel not included\*\*\*\*

Part #	Capacity	List
125 85.402.101	See above	\$499 C
125 85.402.158	Swivel and 1.5m hose	\$19 C

### 4418-MN Jetter Reel

### 85.402.003 CX Reel

### 85.402.001BA for Mini Reel



420mm  
410mm  
505mm



Replica of the superseded 4416-PW Rapid Reel

Reel with "A Frame" mounting

Reel for "Jetter Mini Reel"

175 4418-MN Reel (base mount), 80m \$449 C

125 85.402.003 Reel 46m \$376 C  
125 85.402.152 Reel 92m \$449 C  
125 85.402.157 Reel 138m \$549 C

125 85.402.001BB No Swivel/Hose \$176 D  
125 85.402.001B 5000 Psi Swivel \$266 D  
125 85.402.001BA 5000 Psi Swivel \$344 D  
165 MN134SS Stainless Version \$540 C

H505mm x W420mm - Disc 410mm

Sw: 2103246 \$139 Rep. Kit: 2103249 \$39 Handle: 2255

125 85.402.151 Stacker (only) \$149 C

D420mm x W510mm x H510mm

Capacity: to 138 metres Psi: 5000 Weight: xxx

Capacity: 23 metres 3/8"

85.402.001BA with Mosmatic Swiss Swivel

### RAPID REEL - With Pivot Base

### RAPID REEL - Special Versions

#### 1074

#### 1077

#### 1076



175 1070 Reel Uni, 30m \$499  
175 1074 Reel Uni, 60m \$699  
175 1051 Mtng Bracket \$54  
175 2652 Swivel \$122  
175 2456 Swivel rep. kit \$39  
175 2654 Handle \$44

175 1077 Reel Wall, 60m \$659  
175 2652 Swivel \$111  
175 2456 Swivel rep. kit \$39  
175 2654 Handle \$44

175 1076 Reel Floor, 60m \$699  
175 2652 Swivel \$111  
175 2456 Swivel rep. kit \$39  
175 2654 Handle \$44

175 1067 Reel 90°, 60m \$319  
175 1051 Mtng Bracket \$54  
175 2652 Swivel \$111  
175 2456 Swivel rep. kit \$39  
175 2654 Handle \$44

175 1064 Reel "Bolt on", 30m \$299  
175 1069 Reel "Bolt on", 60m \$299  
175 2652 Swivel \$111  
175 2456 Swivel repair kit \$39  
175 2654 Handle \$44



## High Capacity

### HYDRAULIC DRIVE AV6500



#### Hydraulic Drive Reel - Base Mount (fully manufactured in Italy)

- Capacity to 150m 1/2" (20mm external) hose
- Pressure to 2900 Psi
- Complete with hydraulic motor (control not included)
- High Quality 5800Psi Swivel Inlet: 1/2" Male / Outlet: 1/2" Female
- Handles Water Temperature to 90°C
- Hydraulic Requirements - 1960Psi, Flow 60 l/min. at 486rpm (max)
- Dimensions: W760xD570xH580 (W900 with Motor)
- xxxx Hose not included in List Price xxx

Part #	Hose Capacity			Material Finish	Pressure Psi	List Price
	1/2"	3/4"	1"			
175 AV6500FE	150m			Carbon Steel	2900	\$2,850
175 AV6500	150m			Stainless Steel	2900	\$3,450
175 AV6501FE		100m	60m	Carbon Steel	1160	\$poa
175 AV6501		100m	60m	Stainless Steel	1160	\$poa

### ELECTRIC DRIVE 12V



#### Electric Drive Reel - Base Mount (fully manufactured in Italy)


- Capacity to 100m 1/2" (20mm external) hose
- Complete with remote switch control, torque limiter, 12v IP54 motor
- Requires rain protection if mounted outside
- High Quality 5800Psi Swivel Inlet: 1/2" Male / Outlet: 1/2" Female
- Handles Water Temperature to 90°C
- xxxx Hose not included in List Price xxx



WITH  
REMOTE CONTROL  
CON  
TELECOMANDO

Part #	Hose Capacity			Material	Psi	List Price
	1/2"	3/4"	1"			
175 AVEK0FE	100m			Carbon Steel	2900	\$4,999 A
175 AVEK0	100m			Stainless Steel	2900	\$5,499 A
175 AVEK2FE		50m	35m	Carbon Steel	1160	\$5,499 A
175 AVEK2		35m	35m	Stainless Steel	1160	\$5,799 A

## Hand Crank Reels

Mount Reel to BAR	
Pressure Washer	
	
<p><u>Fit "BAR" Reel to Pressure Washer</u></p> <p>85.402.012 Bracket to fit Reel \$49 C</p> <p>85.402.008 Fittings Kit \$69 C</p> <p>Both items required to fit Reel</p> <p>Nb: Fittings Kit includes 85.238.022 1500mm By pass hose, 85.300.104 Plug, 85.713.006 Bushing &amp; 85.704.001 Elbow</p>	
85.402.007	Side Handle \$15
85.238.040	Internal Hose \$39
01.008.040	Bolt set \$1
09.000.008	Nut Set \$1
39.000.008	Washer Set \$1

### REELS - PLASTIC



- T16/T26/T46 with brass swivel & painted rest, Psi to 4050 psi, 3/8" Bsp inlet

Part #	Type	Capacity	List
145 29.0710.00	T16	10 mtrs of 3/8"	\$177 C
145 29.0720.00	T26	20 mtrs of 3/8"	\$177 C
145 29.0740.00	T46	40 mtrs of 3/8"	\$249 C
145 29.0728.00	T28	18mtrs of 1"	\$321 C

## Hand Crank Reels

### HOSE REEL CADDY FOR PRESSURE CLEANERS



- Ideal where you don't have room for a reel on your machine
- Takes 30 metres of R1 3/8" hose or 20 metres of R2 3/8" hose
- Quick Connect on the Swivel for easy coupling to machine
- Stainless Swivel to 5000 Psi
- Caddy in Stainless ..Reel in Black Steel
- \*\*Not suitable for Drain Cleaning as no capacity for fitting of ball valve on Caddy\*\*

Part #	Description	List
175 HRC	Frame & Reel - No Hose	\$479 C
175 HRC 30G	Above with 30m R1 Grey Hose	\$679 C
175 HRC 30B	Above with 20m R2 Blue Hose	\$679 C
125 85.601.016	Frame only	\$153 C

### MINI REEL WITH BALL VALVE

⇒ Portable Mini Reel



"The Plumbers Mate"

See page 173  
For all options



- Includes stainless steel frame and Hose Reel
- Capacity for 60 metres of 1/4" Drain Cleaning Hose (or 30 metres of 3/8" High Pressure Hose)
- Stainless Swivel to 5000 Psi
- Fitted with Ball Valve for remote shutdown and pressure gauge
- Most popular as an auxillary reel for Drain Cleaning machines

Part #	Hose Capacity (3/8" Hose)	List
175 PW 134-MRB	No Hose	\$989 C
175 PW 134-MRB 60B 1/4	with 60m 1/4" BARflex Hose	\$1,599 C
175 PW 134-MRB 60B 3/16	with 60m 3/16" BARflex	\$1,464 C

For Reel Parts, see 85.402.001 on page 421

### FIRE HOSE REELS



Part #	Description	List
175 85.804.001	Reel (30m x 19mm Hose Capacity)	\$329 C
175 Fire Reel 30x30	Reel (with 30m x 19mm Fire Hose)	\$543 C
175 AVM9817FE Black	Reel (20m x 19mm Hose Capacity)	\$711 C
175 AVM9817 Stainless	Reel (20m x 19mm Hose Capacity)	\$1254 C

### PORTABLE REEL TROLLEY

- Ideal to help store or move heavy hose
- Some assembly required
- Complete with 2 pneumatic tyres
- See page 151 for Drain Cleaning spec.





Option with foot valve & SS trolley





Part #	Description	List
125 85.600.124	Trolley Only	\$164 C
125 85.402.001P	Trolley & Reel - 31m	\$525 C
125 85.402.002P	Trolley & Reel - 61m	\$589 C



## New Features

Side Bracket			Brake System		
<p>Our Stainless Retractable Reels can now be fitted with Side plates</p> <p>Already popular with some large factories in Australia, the side plate prevents injury that could happen as the reel retracts</p> <p>Order the side plates fitted, or retrofit your standard reel</p> 			<p>This exciting new feature controls the recoil of the hose when winding back on the reel</p> <p>On You Tube, search "175 AV1100BK" or "YIIS_MCYL8U" to see the Brake in action</p> <p>Order the brake fitted, or retrofit your standard reel</p> 		
175 CO 175 COB	SuitsAV1000/1100/1101/1300 SuitsAV3500/3550/6000  nb: For reels built before 2016 Feb, 4 holes will need to be drilled	\$169 Set \$231 Set	175 KIT BK	Suits all reels  nb: can only be fitted to reels manufactured after 2016 Feb	\$685

Compact Stacker			Industrial Stacker		
<p>A high quality stainless reel kit, allowing compact storage of your high and low pressure hoses. Alternatively, the stacker can be supplied with 2 high pressure reels</p> 			<p>Industrial strength powder coated reel kit. Very strong frame allows secure storage of your high and low pressure hoses.</p> 		
175 HHR41-A	Stacker, complete with 2 reels	\$1268 C	125 85.402.010	Stacker, Complete with 2 x 60m Reels	\$827 C
175 AR151	70m high pressure reel	\$370 C	125 85.402.011	Stacker, Complete with 2 x 90m Reels Stacker Dimensions: W510mm x D420mm x H510mm	\$1027 C
175 AR152	45m inlet reel	\$199 C	125 85.402.003	Reel only - 60m (Dim: W510 x D420 x H480mm)	\$349 C
175 HHR41	Stacker only	\$699 C	125 85.402.152	Reel only - 90m	\$449 C
<u>Narrow Base</u>			125 85.402.151	Stacker only	\$149 C
175 AR150	45m high pressure reel (to 3500Psi)	\$238 C	175 2103246	Swivel - Complete	\$129 C
175 AR151	45m high pressure reel (to 5000Psi)	\$310 C	175 2103249	Swivel - Repair Kit	\$31 C



## Hand Crank Reel c/w 3/8" Xtreme Hose



Steel Structure - 360° swivel - 90cm leader hose - rated 300Psi  
Dimensions: L36xW20xH35

Part #	Size	Hose	List
42.010.043A	20m	3/8" Hose c/w 1/4"M ends	\$143 C

## Retractable Reel c/w 3/8" Xtreme Hose



Steel Structure - Spring powered auto rewind - rated 300Psi  
Dimensions: L52.5xW22xH56.5

Part #	Size	Diameter	List
42.010.023A	20m	3/8" Hose c/w 1/4"M ends	\$299 C

## Retractable Air Reels



XBA-01-20

XBA-05-30

Part #	Output Hose	Input Hose	List
XBA-01-20M	20m x 3/8" (ID) PVC	2m Fittings: 1/4" BSPM	\$118 C
XBA-05-30M	30m x 3/8" (ID) PVC	2m Fittings: 1/4" BSPM	\$176 C

Add Nitto Ends: Inlet plug 42.009.011 / Outlet Coupler 42.009.015



Lead-in hose to help to replace

Corrosion Resistant Powder Coating  
Good for water and tough working environment

Reinforced Steel Flange  
The steel-stamped flange is reinforced for strength



Non Snag Roller  
Four direction rollers reduce hose wear

Feet Cover  
Rubber feet cover make hose reel more stable

Part #	Output Hose	Input Hose	List
28286303	30m x 3/8" (ID) PVC	2m Fittings: 1/4" BSPM	\$349 C

Retractable Industrial Hose      Hybrid Polymer Black Hose

Add Nitto Ends: Inlet plug 42.009.011 / Outlet Coupler 42.009.015

## Workshop Grade Poly Retractable

A compact spring rewind hose reel, constructed in durable impact resistant polypropylene. Supplied with 15 metre x 3/8" super flexible Hybrid polymer hose, 1.5 metre inlet hose and integral pivoting wall bracket.

Tough, compact reel for trade workshops

### FEATURES:-

- \* Supplied with 15 metre x 3/8" flexible, premium hybrid polymer hose
- \* Hose has no memory and lays flat when in use
- \* High quality, durable polypropylene housing
- \* Fully automatic spring rewind
- \* Low effort easy to use rewind tension
- \* Integral pivoting wall bracket, swivels through 180°
- \* Latching of hose at any length.
- \* Latching system can be set to free run if required



Part #	Output Hose	Hose Included	Max. Psi	Weight	Dimensions (cm)	List
42.000.024A	15m x 3/8" (ID) Poly	Yes	300	12.5 kg	19 x 42 x 37	\$199

## Swivel Reel

### New metal Crank Reel on swivel base

Supplied 30m x 1/4" highest quality hybrid hose



Part #	Max. Psi	Weight	List
HL-SA30B	300 Psi		\$149 C



## Nozzles

Nozzles

Turbos

Varios

Sandblasting

Gum Removers





## Nozzle Selection Chart

Size ↓	↓	Flow rate (l/min.) at Pressure (Bar)																					
		Flow rate (GPM) at Pressure (Psi)																					
	BAR  Psi	60	80	100	120	140	150	160	180	200	220	240	250	280	300	320	350	380	400	420	450	480	500
		870	1160	1450	1740	2030	2175	2320	2610	2900	3190	3480	3625	4060	4350	4640	5075	5510	5800	6090	6525	6960	7250
02		3.6	4.1	4.6	5.0	5.4	5.6	5.8	6.2	6.5	6.8	7.1	7.3	7.7	8.0	8.2	8.6	9.0	9.2	9.4	9.8	10.1	10.3
		0.9	1.1	1.2	1.3	1.4	1.5	1.5	1.6	1.7	1.8	1.9	1.9	2.0	2.1	2.2	2.3	2.4	2.4	2.5	2.6	2.8	2.7
023		3.9	4.5	5.0	5.5	5.9	6.1	6.3	6.7	7.1	7.4	7.7	7.9	8.4	8.7	8.9	9.4	9.7	10.0	10.1	10.6	11.0	11.2
		1.0	1.2	1.3	1.4	1.6	1.6	1.7	1.8	1.9	2.0	2.0	2.1	2.2	2.3	2.4	2.5	2.6	2.6	2.7	2.8	2.9	3.0
025		4.3	5.0	5.6	6.1	6.6	6.9	7.1	7.5	7.9	8.0	8.7	8.9	9.4	9.7	10.0	10.5	10.9	11.2	11.5	11.9	12.3	12.5
		1.1	1.3	1.5	1.6	1.8	1.8	1.9	2.0	2.1	2.2	2.3	2.3	2.5	2.0	2.6	2.8	2.9	3.0	3.0	3.1	3.2	3.3
027		4.7	5.5	6.1	6.7	7.2	7.5	7.7	8.2	8.6	9.0	9.5	9.6	10.2	10.6	10.9	11.4	11.9	12.2	12.5	12.9	13.4	13.6
		1.2	1.4	1.6	1.8	1.9	2.0	2.0	2.2	2.3	2.4	2.5	2.5	2.7	2.8	2.9	3.0	3.1	3.2	3.3	3.4	3.5	3.6
03		5.2	6.0	6.7	7.3	7.9	8.2	8.5	9.0	9.5	9.9	10.4	10.6	11.2	11.6	12.0	12.5	13.1	13.4	13.7	14.2	14.7	15.0
		1.4	1.6	1.8	1.9	2.1	2.2	2.2	2.4	2.5	2.6	2.7	2.8	3.0	3.1	3.2	3.3	3.5	3.5	3.6	3.8	3.9	4.0
032		5.5	6.4	7.1	7.8	8.4	8.7	9.0	9.5	10.0	10.5	11.0	11.2	11.9	12.2	12.7	13.3	13.8	14.2	14.6	15.1	15.6	15.9
		1.5	1.7	1.9	2.1	2.2	2.3	2.4	2.5	2.7	2.8	2.9	3.0	3.1	3.2	3.4	3.5	3.7	3.8	3.8	4.0	4.1	4.2
035		6.0	7.0	7.8	8.5	9.2	9.6	9.9	10.5	11.0	11.6	12.1	12.3	13.1	13.5	14.0	14.6	15.2	15.0	16.0	16.5	17.1	17.4
		1.6	1.8	2.1	2.3	2.4	2.5	2.6	2.8	2.9	3.1	3.2	3.3	3.4	3.6	3.7	3.9	4.0	4.1	4.2	4.4	4.5	4.6
037		6.5	7.5	8.4	9.2	9.9	10.3	10.6	11.3	11.9	12.5	13.0	13.3	14.1	14.5	15.0	15.7	16.4	16.8	17.2	17.8	18.4	18.8
		1.7	2.0	2.2	2.4	2.6	2.7	2.8	3.0	3.1	3.3	3.4	3.5	3.7	3.8	4.0	4.2	4.3	4.4	4.5	4.7	4.9	5.0
04		7.0	8.1	9.1	10.0	10.8	11.1	11.5	12.2	12.9	13.5	14.1	14.4	15.2	15.8	16.3	17.0	17.7	18.2	18.6	19.3	19.9	20.3
		1.9	2.2	2.4	2.6	2.8	2.9	3.0	3.2	3.4	3.6	3.7	3.8	4.0	4.2	4.3	4.5	4.7	4.8	4.9	5.1	5.0	5.4
043		7.5	8.7	9.7	10.6	11.5	11.9	12.3	13.0	13.7	14.4	15.0	15.3	16.2	16.8	17.4	18.1	18.9	19.4	19.9	20.6	21.3	21.7
		2.0	2.3	2.6	2.8	3.0	3.1	3.2	3.4	3.6	3.8	4.0	4.1	4.3	4.4	4.6	4.8	5.0	5.1	5.3	5.4	5.6	5.7
045		8.0	9.2	10.3	11.3	12.2	12.6	13.0	13.8	14.6	15.3	16.0	16.3	17.2	17.8	18.4	19.3	20.1	20.6	21.1	21.8	22.6	23.0
		2.1	2.4	2.7	3.0	3.2	3.3	3.4	3.7	3.8	4.0	4.2	4.3	4.6	4.7	4.9	5.1	5.3	5.4	5.6	5.8	6.0	6.1
05		8.7	10.0	11.2	12.3	13.3	13.7	14.2	15.0	15.8	16.6	17.4	17.7	18.7	19.4	20.0	21.0	21.8	22.4	23.0	23.8	24.8	25.0
		2.3	2.6	3.0	3.2	3.5	3.6	3.7	4.0	4.2	4.4	4.6	4.7	5.0	5.1	5.3	5.5	5.8	5.9	6.1	6.3	6.5	6.6
053		9.3	10.7	12.0	13.1	14.2	14.7	15.2	16.1	17.0	17.8	18.6	19.0	20.1	20.8	21.5	22.4	23.4	24.0	24.6	25.5	26.3	26.8
		2.5	2.8	3.2	3.5	3.8	3.9	4.0	4.3	4.5	4.7	4.9	5.0	5.3	5.5	5.7	5.9	6.2	6.3	6.5	6.7	6.9	7.1
055		9.8	11.3	12.6	13.8	14.9	15.4	15.9	16.9	17.8	18.7	19.5	19.9	21.1	21.8	22.5	23.6	24.6	25.2	25.8	26.7	27.6	28.2
		2.6	3.0	3.3	3.6	3.9	4.1	4.2	4.5	4.7	4.9	5.2	5.3	5.6	5.8	6.0	6.2	6.5	6.7	6.8	7.1	7.3	7.4
06		10.6	12.3	13.7	15.0	16.1	16.8	17.3	18.4	19.4	20.3	21.2	21.7	22.9	23.7	24.5	25.6	26.7	27.4	28.1	29.1	30.0	30.6
		2.8	3.2	3.6	4.0	4.3	4.4	4.6	4.9	5.1	5.4	5.6	5.7	6.1	6.3	6.5	6.8	7.1	7.2	7.4	7.7	7.9	8.1
065		11.5	13.2	14.8	16.2	17.5	18.1	18.7	19.9	20.9	22.0	22.9	23.4	24.8	25.6	26.5	27.7	28.9	29.6	30.3	31.4	32.4	33.0
		3.0	3.5	3.9	4.3	4.6	4.8	4.9	5.2	5.5	5.8	6.1	6.2	6.5	6.8	7.0	7.3	7.6	7.8	8.0	8.3	8.6	8.7
07		12.4	14.3	16.0	17.5	18.9	19.6	20.2	21.5	22.6	23.7	24.8	25.3	26.8	27.7	28.6	29.9	31.2	32.0	32.8	33.9	35.1	35.8
		3.3	3.8	4.2	4.6	5.0	5.2	5.3	5.7	6.0	6.3	6.5	6.7	7.1	7.3	7.6	7.9	8.2	8.5	8.7	9.0	9.3	9.5
08		14.1	16.3	18.2	19.9	21.5	22.3	23.0	24.4	25.7	27.0	28.2	28.8	30.5	31.5	32.6	34.0	35.5	36.4	37.3	38.6	39.9	40.7
		3.7	4.3	4.8	5.3	5.7	5.9	6.1	6.5	6.8	7.1	7.4	7.6	8.0	8.3	8.6	9.0	9.4	9.9	9.9	10.2	10.5	10.8
085		15.0	17.4	19.4	21.3	23.0	23.8	24.5	26.0	27.4	28.8	30.1	30.7	32.5	33.6	34.7	36.3	37.8	28.8	39.8	41.1	42.5	43.4
		4.0	4.6	5.1	5.6	6.1	6.3	6.5	6.9	7.2	7.6	7.9	8.1	8.6	8.9	9.2	9.6	10.0	10.3	10.5	10.9	11.2	11.5
09		16.3	18.8	21.0	23.0	24.8	25.7	26.6	28.2	29.7	31.1	32.5	33.2	35.1	36.4	37.6	39.3	40.9	42.0	43.0	44.5	46.0	47.0
		4.3	5.0	5.5	6.1	6.6	6.8	7.0	7.4	7.8	8.2	8.6	8.8	9.3	9.6	9.9	10.4	10.8	11.1	11.4	11.8	12.2	12.4
10		17.8	20.6	23.0	25.2	27.2	28.2	29.1	30.9	32.5	34.1	35.6	36.4	38.5	39.8	41.1	43.0	44.8	46.0	47.1	48.8	50.4	51.4
		4.7	5.4	6.1	6.7	7.2	7.4	7.7	8.2	8.6	9.0	9.4	9.6	10.2	10.5	10.9	11.4	11.8	12.2	12.5	12.9	13.3	13.6
12		20.9	24.1	27.0	29.6	31.9	33.1	34.2	36.2	38.2	40.0	41.8	42.7	45.2	46.8	48.3	50.5	52.6	54.0	55.3	57.3	59.2	60.4
		5.5	6.4	7.1	7.8	8.4	8.7	9.0	9.6	10.1	10.6	11.1	11.3	11.9	12.1	12.8	13.3	13.9	14.3	14.6	15.1	15.6	16.0
13		23.2	26.8	30.0	32.9	35.5	36.7	37.9	40.2	42.4	44.5	46.5	47.4	50.2	52.0	53.7	56.1	58.5	60.0	61.5	63.6	65.7	67.1
		6.1	7.1	7.9	8.7	9.4	9.7	10.0	10.6	11.2	11.8	12.3	12.5	13.3	13.7	14.2	14.8	15.5	15.9	16.2	16.8	17.4	17.7
20		35.6	41.1	46.0	50.4	54.4	56.3	58.2	61.7	65.1	68.2	71.3	72.7	77.0	79.7	82.3	86.1	89.7	92.0	94.3	97.6	100.8	102.9
		9.4	10.9	12.2	13.3	14.4	14.9	15.4	16.3	17.2	18.0	18.8	19.2	20.3	21.1	21.7	22.7	23.7	24.3	24.9	25.8	26.6	27.2



## Nozzle Selection Guide

Choosing the correct nozzle is important for output and smooth function of your high pressure cleaner.  
 Nozzle too small = machine permanently switches into bypass or off  
 Nozzle too wide = machine has a small output, lower pressure

### How to choose the correct nozzle?

1. Make sure you know the flow and pressure of the high pressure cleaner e.g. 15 l/min at a working pressure of 3000 Psi
2. On the second row, find the nearest pressure to 3000 psi i.e. 2900 Psi
3. Flow the column down to the nearest flow to 15 l/min i.e. 14.6 l/min.
4. Look left to the first column
5. The nozzle size you need is 045



### WHAT DOES "ORIFICE" MEAN?

What does the "045" in a 25 045 Nozzle mean?

The "045" is a reference point in defining the orifice size of a Nozzle. All Spray Nozzles are rated at a flow point in USGPM rated at 4000psi. Examples to help understand:

- an 045 nozzle delivers 4.5USGPM at 4000Psi
- an 060 nozzle delivers 6.0USGPM at 4000Psi
- an 030 nozzle delivers 3.0USGPM at 4000Psi

### TIP ANGLE



#### 0° Blasting Nozzle

This nozzle delivers a very concentrated stream of water. Care should be used to avoid gouging wood or damaging fragile surfaces.

Uses: Removing weeds from sidewalk cracks, stubborn stains from concrete, masonry, aluminium & steel, caked mud from equipment and mower decks

The spray should be directed at a 45 degree angle to the surface and used like a scraper to remove paint, grease & dirt.

Uses: Surface preparation (removing peeling paint & mildew stains, cleaning gutters & downspouts).

#### 25° Flushing Nozzle


With a narrower spray pattern than the 40° nozzle and with a more concentrated spray pressure, this nozzle is best suited for flushing dirt, mud & grime.

Uses: Wet sweeping leaves from walks, curbs & driveways, cleaning stable floors. Washing the bottom of swimming pools & blasting BBQ grills

#### 40° Wash Nozzle

The wide spray pattern disperses water over a large area and is recommended for rinsing and moderate washing.

Uses: Washing down aluminium siding, cleaning windows, washing vehicles, spraying sidewalks, drive ways & patios



### TURBO NOZZLE

Turbo Nozzles spray water out of 0° orifice. The spray exits the nozzle at an angle while rotating. This rotation allows the spray to simulate a spray pattern, therefore, it allows the operator to cover a larger area. With the increased tearing action of the rotating spray, the turbo nozzle handles caked on mud, peeling paint, concrete cleaning and other applications where a flat fan won't cut it



### SOAP / DETERGENT NOZZLE

Used for low pressure spraying. This nozzle will allow a soft spray soaking of the surface with a liquid soap or detergent.



Uses: Equipment cleaning, removing mildew & oxidation stains from houses, cleaning effervescent brick & degreasing

### EFFECTIVE WORKING PRESSURE (EWP)


Effective Working Pressure is a meaningless number designed to mislead. In the Australian market, some use the term EWP to create the impression that a pump can dramatically increase the performance of a machine by adding a Turbo Nozzle i.e. the pump on a pressure cleaner may be rated to 3000Psi and some say by adding a Turbo, the EWP increases to 4500 Psi. Our comment on this: You cannot change the engineering capabilities of a pump simply by adding a device such as a Turbo to the end of a lance. The turbo actually increase you cleaning speed, not you pressure

## Quick Connect Nozzles

### NOZZLES with Stainless Insert - Quick Connect

 <p><b>Quick Connect</b> Makes Nozzle changes easy</p>  <p>Convert lance to a quick connect. - see Page 374 Part 125 85.300.102 \$12 (D)</p>	Pack of 5 Nozzles		0° Blasting		15° Chiselling		25°		40° Wash	
	<b>Pack Part #</b>	<b>Size</b>	<b>Red Part #</b>	<b>Si</b>	<b>Yellow Part</b>	<b>Size</b>	<b>Green Part</b>	<b>Size</b>	<b>White Part</b>	<b>Size</b>
	85.210.020	020	85.201.020	020	85.216.020	020	85.226.020	020	85.241.020	020
	85.210.025	025	85.201.025	025	85.216.025	025	85.226.025	025	85.241.025	025
	85.210.030	030	85.201.030	030	85.216.030	030	85.226.030	030	85.241.030	030
	85.210.035	035	85.201.035	035	85.216.035	035	85.226.035	035	85.241.035	035
	85.210.040	040	85.201.040	040	85.216.040	040	85.226.040	040	85.241.040	040
	85.210.045	045	85.201.045	045	85.216.045	045	85.226.045	045	85.241.045	045
	85.210.050	050	85.201.050	050	85.216.050	050	85.226.050	050	85.241.050	050
	85.210.055	055	85.201.055	055	85.216.055	055	85.226.055	055	85.241.055	055
	85.210.060	060	85.201.060	060	85.216.060	060	85.226.060	060	85.241.060	060
	85.210.065	065	85.201.065	065	85.216.065	065	85.226.065	065	85.241.065	065
85.210.070	070	85.201.070	070	85.216.070	070	85.226.070	070	85.241.070	070	
85.210.075	075	85.201.075	075	85.216.075	075	85.226.075	075	85.241.075	075	
85.210.080	080	85.201.080	080	85.216.080	080	85.226.080	080	85.241.080	080	
85.210.085	085	85.201.085	085	85.216.085	085	85.226.085	085	85.241.085	085	
85.210.090	090	85.201.090	090	85.216.090	090	85.226.090	090	85.241.090	090	
85.210.100	100	85.201.100	100	85.216.100	100	85.226.100	100	85.241.100	100	
<b>List</b>	<b>\$55 (D)</b>	<b>\$19 (D)</b>	<b>\$19 (D)</b>	<b>\$19 (D)</b>	<b>\$19 (D)</b>	<b>\$19 (D)</b>	<b>\$19 (D)</b>	<b>\$19 (D)</b>	<b>\$19 (D)</b>	

### NOZZLES with Ceramic Insert - Quick Connect

<p><b>"Industrial Nozzle with Ceramic Insert"</b></p> <p>Ceramic Inserts are wear resistant, ensuring the flow characteristics of the nozzle remain true for a longer time</p>  <p><b>Features:</b> Stainless Steel AISI303 body White ceramic insert <b>Rated to 5075 Psi</b> Temperature to 150°C Inlet 1/4" Quick Connect</p>	0° "Pencil" Blasting		15° "Fan" Chiselling		25° "Fan" Flushing		40° Wash	
	<b>Part #</b>	<b>Size</b>	<b>Part #</b>	<b>Size</b>	<b>Part #</b>	<b>Size</b>	<b>Part #</b>	<b>Size</b>
	0124004000	020	0124004010	020	0124004020	020	0124004030	020
	0124004100	025	0124004110	025	0124004120	025	0124004130	025
	0124004200	030	0124004210	030	0124004220	030	0124004230	030
	0124004300	035	0124004310	035	0124004320	035	0124004330	035
	0124004400	040	0124004410	040	0124004420	040	0124004430	040
	0124004500	045	0124004510	045	0124004520	045	0124004530	045
	0124004600	050	0124004610	050	0124004620	050	0124004630	050
	0124004700	055	0124004710	055	0124004720	055	0124004730	055
	0124004800	060	0124004810	060	0124004820	060	0124004830	060
	0124004900	065	0124004910	065	0124004920	065	0124004930	065
	0124005000	070	0124005010	070	0124005020	070	0124005030	070
	0124005100	075	0124005110	075	0124005120	075	0124005130	075
	0124005200	080	0124005210	080	0124005220	080	0124005230	080
	0124005300	090	0124005310	090	0124005320	090	0124005330	090
	0124005400	100	0124005410	100	0124005420	100	0124005430	100
	0124005500	110	0124005510	110	0124005520	110	0124005530	110
0124005600	120	0124005610	120	0124005620	120	0124005630	120	
0124005700	150	0124005710	150	0124005720	150	0124005730	150	
<b>List Price</b>	<b>\$27 (D10)</b>	<b>\$27 (D10)</b>	<b>\$27 (D10)</b>	<b>\$27 (D10)</b>	<b>\$27 (D10)</b>	<b>\$27 (D10)</b>	<b>\$27 (D10)</b>	

<b>NOZZLE HOLDER</b>		<b>DETERGENT / SOAPER NOZZLE</b> Used to apply chemicals and soap		<b>NOZZLE CLEANING PIN</b>		<b>REPLACEMENT FITTING KIT</b>	
							
Quick Connect	Screw Nozzle Holder Full selection on page 340	Quick Connect Full selection on page 368	Screw Nozzle - Standard 1/8" OR 1/4"	Nozzle Cleaning Pin		List \$poa	
85.300.102 \$12 D	147 22.0447 \$8 D	85.266.400 \$19 D	125 85.240.300N \$17 D50	115 04550013 \$2 D			

## Fan Nozzles

### NOZZLES with Stainless Insert - 1/4" Npt, Screw On

Pack of 4 Nozzles		0° "Pencil" Blasting		15° "Fan" Chiselling		25° "Fan" Flushing		40° Wash		65° Wash	
Part #	Size	Part #	Size	Part #	Size	Part #	Size	Part #	Size	Part #	Size
0°, 15°, 25° & 40°		na	010	16.1315.15	010	16.1325.10	010	16.1340.10	010	na	010
		Na	015	16.1315.15	015	16.1325.15	015	na	015	Na	015
		16.1380.20	020	16.1315.20	020	16.1325.20	020	16.1340.20	020	625 20	020
		16.1380.25	025	16.1315.25	025	16.1325.25	025	na	025	625 25	025
16.1310.30	030	16.1380.30	030	16.1315.30	030	16.1325.30	030	16.1340.30	030	625 30	030
16.1310.35	035	16.1380.35	035	16.1315.35	035	16.1325.35	035	16.1340.35	035	625 35	035
16.1310.40	040	16.1380.40	040	16.1315.40	040	16.1325.40	040	16.1340.40	040	625 40	040
16.1310.45	045	16.1380.45	045	16.1315.45	045	16.1325.45	045	16.1340.45	045	625 50	045
16.1310.50	050	16.1380.50	050	16.1315.50	050	16.1325.50	050	16.1340.50	050	625 60	050
16.1310.55	055	16.1380.55	055	16.1315.55	055	16.1325.55	055	16.1340.55	055	625 70	055
16.1310.60	060	16.1380.60	060	16.1315.60	060	16.1325.60	060	16.1340.60	060	625 80	060
		16.1380.65	065	16.1315.65	065	16.1325.65	065	16.1340.65	065	625 90	065
		16.1380.70	070	16.1315.70	070	16.1325.70	070	16.1340.70	070	626 00	070
		16.1380.75	075	16.1315.75	075	16.1325.75	075	16.1340.75	075	na	075
		16.1380.80	080	16.1315.80	080	16.1325.80	080	16.1340.80	080	626 10	080
		16.1380.85	085	16.1315.85	085	16.1325.85	085	16.1340.85	085	na	085
		16.1380.90	090	16.1315.90	090	16.1325.90	090	16.1340.90	090	626 20	090
		16.1380.100	100	16.1315.100	100	16.1325.100	100	16.1340.100	100	626 30	100
				16.1315.120	120	16.1325.120	120	16.1340.120	120	626 50	150
										626 60	200
										626 70	300
		612 10	300	16.1315.400	400			623 20	300		
<b>Meg</b>	<b>\$65 (D1)</b>	<b>\$22 (D25)</b>		<b>\$23 (D25)</b>		<b>\$23 (D25)</b>		<b>\$23 (D25)</b>		<b>\$23 (D25)</b>	
<b>BAR (B)</b>	<b>\$43 (D1)</b>	<b>\$15 (D25)</b>		<b>\$13 (D25)</b>		<b>\$13 (D25)</b>		<b>\$13 (D25)</b>		<b>n/a</b>	



### NOZZLES with Ceramic Insert - 1/4" Npt, Screw On

"Industrial Nozzle with Ceramic Insert"	0° "Pencil" Blasting		15° "Fan" Chiselling		25° "Fan" Flushing		40° Wash	
	Part #	Size	Part #	Size	Part #	Size	Part #	Size
* Ceramic Inserts provide up to 10 times the wear life of stainless steel inserts. * Ceramic insert is resistant to wear * The ceramic insert guarantees a more precise and stronger stream	0124002000	020	0124002010	020	0124002020	020	0124002030	020
	0124002100	025	0124002110	025	0124002120	025	0124002130	025
	0124002200	030	0124002210	030	0124002220	030	0124002230	030
	0124002300	035	0124002310	035	0124002320	035	0124002330	035
	0124002400	040	0124002410	040	0124002420	040	0124002430	040
	0124002500	045	0124002510	045	0124002520	045	0124002530	045
	0124002600	050	0124002610	050	0124002620	050	0124002630	050
	0124002700	055	0124002710	055	0124002720	055	0124002730	055
	0124002800	060	0124002810	060	0124002820	060	0124002830	060
	0124002900	065	0124002910	065	0124002920	065	0124002930	065
	0124003000	070	0124003010	070	0124003020	070	0124003030	070
	0124003100	075	0124003110	075	0124003120	075	0124003130	075
	0124003200	080	0124003210	080	0124003220	080	0124003230	080
	0124003300	090	0124003310	090	0124003320	090	0124003330	090
	0124003400	100	0124003410	100	0124003420	100	0124003430	100
	0124003500	110	0124003510	110	0124003520	110	0124003530	110
	0124003600	120	0124003610	120	0124003620	120	0124003630	120
	0124003700	150	0124003710	150	0124003720	150	0124003730	150
<b>List Price</b>			<b>\$27 (D20)</b>		<b>\$27 (D20)</b>		<b>\$27 (D20)</b>	



Albuz Tec by

Ceramic by SAINT-GOBAIN



**Features:**  
Stainless Steel AISI303 body  
White ceramic insert  
**Rated to 5075 Psi**  
Temperature to 150°C  
Inlet 1/4" Npt Male

List Price


#### Nozzle Codes:

**S** 1/4" Npt male Spraying Systems  
**L** 1/4" Npt male Lechler  
**B** 1/4" Npt male BAR Nozzle  
**T** 1/4" Bsp male Spraying Systems  
**C** 1/8" Npt male Spraying Systems  
**K** 1/8" Npt male BAR Nozzle  
**F** 1/4" Npt female Spraying Systems

#### Many variations available:

Spray Angle 5° Spray Angle 50°  
Sizes from 010 to 600  
Female Thread (WEG)  
Corrosion resistant tungsten orifice (MEG-SSTC)  
Bsp Thread also available

Order Quantities of 25 for specials as above  
Price the same as standard nozzles  
Delivery 2 weeks from placing order



## Fan Nozzles - Other

### DETERGENT / SOAPER NOZZLE

Detergent Nozzles eliminate wasted time by applying cleaning solutions to your project instantly with ease. The soap nozzle has a larger orifice than spray nozzles which not only allows room for soap mixed with water; but also reduces the P.S.I. When your pressure washer is operating under low P.S.I it's able to draw cleaning solutions from the chemical container. It's important to use the soap nozzle when apply soap/cleaning solutions. **You can NOT use a regular spray nozzle when applying soap/cleaning solutions.**

For heavy duty users, try our new long life Stainless Steel nozzle



Standard Soaper 1/8"

Inlet: 1/8"  
Size: 50 400  
Psi:  
Mat: Brass or SS



Standard Soaper 1/4"

Inlet: 1/4"  
Size: 50 400  
Psi:  
Mat: Brass or SS



Large Soaper 1/4"

Inlet: 1/4"  
Size: 50 900  
Psi:  
Mat: Brass or SS



Large Brass

Inlet: 1/4" QC  
Size: 50 900  
Psi:  
Mat: Brass



Long range  
Sprays to 6.5m

<b>Brass</b>	Npt 165 HB1/8U-5040N \$29 (D)	125 85.240.300N (5040) \$17 (D)	165 HB1/4U-50900BRN \$24 (D)		
Bsp Spr	165 HB1/8U-5040B \$29 (D)	125 85.240.300B (5040) \$29 (D)	165 HB1/4U-50900BRB \$27 (D)		
Bsp Spr		165 HB1/4U-4080 \$23 (D)			
Bsp Mec	155 180223 (4530B) \$6 (D)	155 0124710120 (5060) \$23 (D)			
Bsp Lec		148 623 10 (4030) \$13 (D)			
QC				125 85.266.400 \$19 (D)	125 85.210.009 \$22
<b>Stainless</b>	Npt 165 HB1/8U-5040SSN \$40	165 HB1/4U-5040SSN \$40 (D)	165 HB1/4U-50900SSN \$40 (D)		
Bsp	165 HB1/8U-5040SSB \$poa	165 HB1/4U-5040SSB \$49 (D)	165 HB1/4U-50900SSB \$47 (D)		

nb: 1/2" available: 165 HB1/2U-65100 \$44 (D)

### NOZZLES 500bar (7250 Psi) - 1/4" Npt, Screw On



Stainless Body  
Ceramic Insert  
**Rated to 7250 Psi (max 8122 Psi)**  
Temp. to 150°C  
USA manufactured

List Price



0° "Pencil" Blasting

Part #	Size
0124006100	025
0124006200	030
0124006300	035
0124006400	040
0124006500	045
0124006600	050

\$109 (C)



15° "Fan" Chiselling

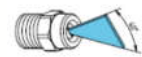
Part #	Size
0124006110	025
0124006210	030
0124006310	035
0124006410	040
0124006510	045
0124006610	050

\$109 (C)



25° "Fan" Flushing

Part #	Size
--------	------



40° Wash

Part #	Size
--------	------

### NOZZLES - High Pressure to 7250 Psi

"Compulsory for 500 bar machines"

Features:  
Tungsten Carbide body  
Rated to 7250 Psi  
Inlet 1/4" Npt M



0° "Pencil" Blasting

Part #	Size	
16.1401.40	040	\$72 C
16.1401.50	050	\$38 C
16.1401.55	055	\$72 C

145 10.3051.01 O Ring \$1 (D)  
145 25.0506.51 Guide V \$12 (D))



15° "Fan" Chiselling

Part #	Size	
16.1415.35	035	\$65 C
16.1415.40	040	\$38 C
16.1415.50	050	\$38 C
16.1415.55	055	\$38 C
16.1415.80	080	\$65 C
16.1415.90	090	\$38 C






40° "Fan" Flushing



Part #	Size	
16.1444.20	.94	\$262 C
16.1444.30	1.14	\$262 C
16.1444.38	1.29	\$262 C
16.1444.49	1.45	\$262 C
16.1444.55	1.55	\$262 C






## Fan Nozzles - Other

 "K" Nozzle  Features: Stainless Steel Rated to 3650 Psi 	"K" STYLE TIP NOZZLE									
	Pack of 4 Nozzles		0° "Pencil" Blasting		15° "Fan" Chiselling		25° "Fan" Flushing		40° Wash	
	Part #	Size	Part #	Size	Part #	Size	Part #	Size	Part #	Size
				602 40	020					
				602 45	025			604 95	025	
				602 50	030			605 00	030	607 50
								605 05	035	
		600 87	040	600 10	040	602 60	040	605 10	040	607 60
		600 81	045	600 20	045	602 70	045	605 20	045	607 70
		600 82	050	600 30	050	602 80	050	605 30	050	607 80
		600 83	055	600 40	055	602 90	055	605 40	055	607 90
		600 84	060	600 50	060	603 00	060	605 50	060	608 00
		600 85	065	600 60	065	603 10	065	605 60	065	608 10
		600 86	070	600 70	070	603 20	070	605 70	070	608 20
				600 75	075	603 25	075	605 75	075	608 25
				600 80	080	603 30	080	605 80	080	608 30
				600 90	085	603 40	085	605 90	085	
				601 00	090	603 50	090	606 00	090	608 40
				601 10	100	603 60	100	606 10	100	608 60
						603 70	120	606 20	120	
				601 30	130	603 80	130	606 30	130	608 70
				601 40	150	603 90	150	606 40	150	608 80
<b>List Price</b>	<b>\$39 (D1)</b>		<b>\$17 (D5)</b>		<b>\$17 (D5)</b>		<b>\$17 (D5)</b>		<b>\$17 (D5)</b>	

 Spraying Systems Co. Features: Stainless Steel Rated to 3650  Nozzle Holder 1/8" 200 000 004	NOZZLES with Stainless Insert - 1/8" Npt, Screw On (note: standard Nozzle is 1/4" on Page 367 )									
	0° "Pencil" Blasting		15° "Fan" Chiselling		25° "Fan" Flushing		40° Wash		65° Wash	
	Part #	Size	Part #	Size	Part #	Size	Part #	Size	Part #	Size
		630 08	020	632 05	020	635 00	020			020
		16.1380.25	025	16.1315.25C	025	16.1325.25C	025	16.1340.25C	025	025
		630 10	030	632 10	030	635 10	030	638 10	030	030
		630 15	035	632 15	035	635 15	035		035	035
		630 20	040	632 20	040	635 20	040	638 20	040	16.1365.40C
		630 30	045	632 30	045	635 30	045	638 30	045	045
		630 40	050	632 40	050	635 40	050	638 40	050	16.1365.50C
		630 50	055	632 50	055	635 50	055	638 50	055	055
		630 60	060	632 60	060	635 60	060	638 60	060	16.1365.60C
		630 70	065	632 70	065	635 70	065	638 70	065	065
		630 80	070	632 80	070	635 80	070	638 80	070	070
		630 90	075	632 85	075	635 85	075	638 90	075	075
		631 00	080	633 00	080	636 00	080	639 00	080	080
		631 10	085	633 10	085	636 10	085	639 10	085	085
		631 20	090	633 20	090	636 20	090	639 20	090	090
		631 30	100	633 30	100	636 30	100	639 30	100	16.1365.100C
<b>Meg (C)</b>	<b>\$20 (D25)</b>		<b>\$20 (D25)</b>		<b>\$20 (D25)</b>		<b>\$20 (D25)</b>		<b>\$22 (D25)</b>	
<b>BAR (K)</b>	<b>\$6 (D25)</b>		<b>\$6 (D25)</b>		<b>\$6 (D25)</b>		<b>\$6 (D25)</b>		<b>n/a</b>	

 Features: Stainless Steel Stainless insert Temperature to 150°C Inlet 1/4" Bsp Female	NOZZLES with Stainless Insert - 1/4" Npt, Screw On FEMALE CONNECTION									
	0° "Pencil" Blasting		15° "Fan" Chiselling		25° "Fan" Flushing		40° Wash			
	Part #	Size	Part #	Size	Part #	Size	Part #	Size		
		16.1380.30F	30							
		16.1380.40F	40							
		16.1380.45F	45							
		16.1380.50F	50							
		16.1380.55F	55							
		16.1380.60F	60							
<b>List Price</b>	<b>\$20 (D20)</b>									

## Turbo Nozzles to 3700 Psi

	Chinese	UR16 Italian	TTR16	TPR20	Compact TPL	Rotojet Soft/Hard
Height						
95mm						
90mm						
85mm						
80mm						
75mm						
70mm						
65mm						
60mm						
55mm						
50mm						
45mm						
40mm						
35mm						
30mm						
25mm						
20mm						
15mm						
10mm						
5mm						
0mm						
	<b>TBN</b> <b>(3000 Psi)</b> Domestic Turbo	<b>UR16</b> <b>(2400 Psi)</b> Domestic Turbo Min. pressure 1150 Psi	<b>TTR16</b> <b>(2400 Psi)</b> Domestic Turbo	<b>TPR20</b> <b>(3000 Psi)</b> Domestic Turbo	<b>Compact</b> <b>(4000 Psi)</b> Domestic Turbo	<b>RJ</b> <b>(3700 Psi)</b> Domestic Turbo with Soft/Hard feature

Orifice	Inlet: 1/4" Bsp F Temp: 100°C			In: 1/4" Bsp F 90°C		
020		25.1680.20			0204006100	
025		25.1680.25			0204006110	
028			473400115		0204009900	
030	RJ-3030-CS	25.1680.30	473400120	473700115	0204006120	
033			473400125		0204009910	
035	RJ-3035-CS	25.1680.35	473400130	473700120	0204006130	
037			473400135			
040	RJ-3040-CS	25.1680.40	473400140	473700130	0204009920	
045		25.1680.45		473700135	0204009930	
050		25.1680.50		473700140	0204006160	
053					0204009940	
055		25.1680.55		473700145	0204006170	
060		25.1680.60		473700150	0204006180	
065		25.1680.65		473700160	0204006190	
070		25.1680.70		473700170	0204006200	
075						
080		25.1680.80				
090						
100						
110						
120						
150						
200						
List	<b>\$54</b> (D5)	<b>\$58</b> (D5) WSL	<b>\$62</b> (D5)	<b>\$69</b> (D5)	<b>\$81</b> (D5)	<b>\$81</b> (D5) WSL




Orifice	REPAIR KITS				
020					4059900021
025					4059900022
028		650416115 Lilac		4059900015 Lilac	
030		650416120 B Yellow	650414115 B Yellow		4059900023
033		650416125 L Green		4059900016 L Green	
035		650416130 Orange	650414120 Orange		4059900024
037		650416135 Blue			
040		650416140 D Green	650414130 D Green	4059900017 D Green	4059900025
045			650414135 D Yellow	4059900018 D Yellow	4059900026
050			650414140 L Blue		4059900027
053				4059900019 L Brown	
055			650414145 White		4059900028
060			650414150 Violet		4059900029
065			650414160 D Brown		4059900030
070			650414170 Grey		4059900031
075					
080					
090					
100					
110					
120					
Weight	230g	220g	220g	170g	330g
Height	78mm	80mm	80mm	71mm	103mm
List		<b>\$9</b> (5)	<b>\$34</b> (5)	<b>\$43</b> (5)	<b>\$48</b> (5)



## Turbo Nozzles to 3700 Psi

95mm
90mm
85mm
80mm
75mm
70mm
65mm
60mm
55mm
50mm
45mm
40mm
35mm
30mm
25mm
20mm
15mm
10mm
5mm
0mm

	UR25	UR20	VacEx & Jetter Turbos		
					
	<b>UR25</b> <b>(3650 Psi)</b> Professional Turbo Min. pressure 1150 Psi	<b>UR20</b> <b>(3000 Psi)</b> Shock resistant cover & ceramic seat	<b>Rotojet 255</b> <b>(1150 to 3700Psi)</b> Professional Turbo Min. pressure 1150 Psi	<b>Suttner 357</b> <b>(1150 to 3700Psi)</b> Professional Turbo Min. pressure 1150 Psi	<b>Suttner 357A</b> <b>(1150 to 3700Psi)</b> Stainless Cover Re-enforced nose
Orifice	Inlet: 1/4" Bsp F Temp: 100°C		Inlet: 1/4" Bsp F Temp: 100°C		
020			0204007300		
025			0204007310		200 357 025
028					
030	25.1620.30 🧡		0204007320	200 357 530	
033					
035	25.1620.35 🧡		0204007330	200 357 535	200 357 035
037					
040	25.1620.40 🧡🧡	25.1720.40	0204007340	200 357 540	200 357 040
045	25.1620.45 🧡🧡		0204007350 🧡	200 357 545	200 357 045
050	25.1620.50	25.1720.50	0204007360	200 357 550	200 357 050
053					
055	25.1620.55 🧡		0204007370 🧡	200 357 555	200 357 055
060	25.1620.60		0204007380 🧡	200 357 560	200 357 060
065	25.1620.65		0204007390		200 357 065
070	25.1620.70		0204007400	200 357 570	200 357 070
075			0204007410		
080	25.1620.80		0204007420	200 357 580	
090			0204007430	200 357 690	
100			0204007440	200 357 510	200 357 010
110			0204007450		
120			0204007460		
150		<i>* New launch special while stocks last</i>	Replacement Cover for 255		
200			155 0204007500 \$6		
	<b>\$125 (D5)</b>	<b>\$159 \$89 (D5) WSL</b>	<b>\$125 (D5/70)</b>	<b>\$132 (D5)</b>	<b>\$155 (D5)</b>

Orifice	REPAIR KITS				
020			0204107300		
025			0204107310		
028					
030	25.1659.24 White		0204107320	200 357 130	200 357 130
033					
035	25.1660.24 Brown		0204107330	200 357 135	200 357 135
037					
040	25.1633.24 D Yellow		0204107340	200 357 140	200 357 140
045	25.1637.24 Black		0204107350	200 357 145	200 357 145
050	25.1638.24 L Purple		0204107360	200 357 150	200 357 150
053					
055	25.1668.24 D Red		0204107370	200 357 155	200 357 155
060	25.1639.24 D Green		0204107380	200 357 160	200 357 160
065	25.1640.24 L Green		0204107390		
070	25.1641.24 Orange		0204107400	200 357 170	200 357 170
075			0204107410		
080	25.1669.24 Silver		0204107420		
090			0204107430	200 357 290	200 357 290
100	For UR repair kits, also order 25.1626.63 wave washer \$4		0204107440	200 357 110	200 357 110
110			0204107450		
120			0204107460		
	410g	290g	290g	290g	280g
	96mm	85mm	86mm	85mm	80mm
	<b>\$73</b>	<b>\$poa</b>	<b>\$73 (D1)</b>	<b>\$88 (D1)</b>	<b>\$88 (D1)</b>

Prices exclude GST and Freight and are subject to change without notice.



## Turbo Nozzles to 5100 Psi

	Chinese	UR32	UR35	RC20	UR3 1/2"
	<b>TBN</b> (4000 Psi) Domestic Turbo	<b>UR32</b> (5100 Psi) Professional Turbo Min. pressure 2600 Psi	<b>UR35</b> (5000 Psi) Shock resistant cover & ceramic seat	<b>RC</b> (5000 Psi) Professional Turbo with Soft/Hard controller	<b>UR3</b> (7250 Psi) New for Vac Ex, brass body / SS Pin/ Shockproof plastic cover
Orifice	Inlet: 1/4" Bsp F Temp: 100°C			Inlet: 1/4" Bsp F Temp: 90°C	Inlet: 1/2" Bsp F Temp: 80°C
020					
025					
028				0204006000	
030	RJ-4030-CS	25.1690.30		0204006005	
033				0204006010	
035	RJ-4035-CS	25.1690.35		0204006015	25.1148.12 1xNzI
037				0204006020	
040	RJ-4040-CS	25.1690.40		0204006025	
045		25.1690.45	25.1735.45		25.1148.14 1xNzI
050		25.1690.50			25.1150.10 2xNzI
055		25.1690.55	25.1735.55		25.1148.16 1xNzI
060		25.1690.60			25.1148.17 1xNzI 06
065		25.1690.65			25.1150.11 2xNzI 06
070		25.1690.70			25.1150.12 2xNzI
075					
080		25.1690.80			25.1150.13 2xNzI
090					
100					25.1150.15 2xNzI
110					
120					25.1150.17 2xNzI
150					
200					
<b>List</b>	<b>\$69 (D10)</b>	<b>\$159 (D5)</b>	<b>\$299 \$99* (D5)</b>	<b>\$139 (D1)</b>	<b>\$199 (D)</b>
	<b>REPAIR KITS</b>				
Orifice					
020					
025					
028					
030		White			
033					
035		25.1660.24 Brown			
037					
040		25.1633.24 D Yellow			
045		25.1637.24 Black			
050		25.1638.24 L Purple			
055		25.1668.24 D Red			
060		25.1639.24 D Green			
065		25.1640.24 L Green			
070		25.1641.24 Orange			
075					
080		25.1669.24 Silver			
090					
100					
110					
120		For UR repair kits, also order Wave Washer 145 25.1626.63 \$4			
150					
200					
300					
Kg / mm	240g 78mm	410g 96mm	710g 114mm	800g 130mm	520g 116mm
<b>List</b>		<b>\$73 (D10)</b>			

If using a Quick Connect fitting, also order:  
 125 85.211.007B In Line Filter \$28 (D)  
 or 148 HT8MSF-A Bsp Plug \$19 (D)



125 65.211.007B In Line Filter \$26 (D)  
 or 125 85.300.1095 Npt Plug \$8 (D)

## Turbo Nozzle to 8700 Psi

VacEx & Jetter Turbos			STAINLESS FOR LONGER LIFE			
						
<b>Rotojet 400</b> <b>(5800Psi)</b> Professional Turbo Min. pressure 2600 Psi	<b>ST 458 / 456</b> <b>(5800Psi)</b> Professional Turbo Min. pressure 2900 Psi	<b>ST 458A</b> <b>(5800Psi)</b> Professional Turbo Min. pressure 2900 Psi	<b>UR36</b> <b>(5250 Psi)</b> Min: 9 l/min & 2600 Psi	<b>Rotojet 500</b> <b>(7200 Psi)</b> Min 12 l/min & 2600 Psi	<b>UR50*</b> <b>(7200 Psi)</b> Min 12 l/min & 2600 Psi	<b>UR60</b> <b>(8700 Psi)</b> Min 12 l/min & 2600 Psi

*UR50 with re-enforced nose for longer vac-ex life*

Orifice	Inlet: 1/4" Bsp F Temp: 100°C				Inlet: 1/4" Bsp F			
020	0204007090	Standard 458	Short 456	458.1		0204006880		25.1460.20
025				1/2" Inlet		0204006885		
028								
030	0204006900	200 458 630	200 456 535			25.1410.30	0204006800	25.1750.30 25.1460.30
033							0204006805	
035	0204006905	200 458 635	200 456 535					25.1460.35
037								
040	0204006910	200 458 640	200 456 540			25.1410.40	0204006810	25.1750.40 25.1460.40
045	0204006915		200 456 545	200 458 745			0204006815	25.1750.45
050	0204006920	200 458 650	200 456 550			25.1410.50	0204006820	25.1750.50 25.1460.50
055	0204006925	200 458 655	200 456 555	200 458 755			0204006825	25.1750.55
060	0204006930	200 458 660	200 456 560			25.1410.60	0204006830	25.1750.60 25.1460.60
065	0204006935	200 458 665*	200 456 565	200 458 690			0204006835	25.1750.65 25.1460.65
070	0204006940	200 458 670	200 456 570			25.1410.70	0204006840	25.1750.70 25.1460.70
075	0204006945						0204006845	
080	0204006950	200 458 680*	200 456 580			25.1410.80	0204006850	25.1460.80
090	0204006960	200 458 690*	200 456 590	200 458 790	200 458 890		0204006860	
100	0204006970	200 458 610*			200 458 810		0204006870	
110	0204006980	200 458 811*	200 456 510					
120	0204006990	200 458 812*		200 458 712				(120) 4060600016
150	0204007020*	200 458 815*		200 458 715				25.1750.14 (140)
200	0204007070*	200 458 820*		200 458 720				25.1750.16 (160)
300				200 458 730	200 458 830			
	<b>\$259 / \$309* (D)</b>	<b>\$249 / \$299* (D)</b>	<b>\$299 (D)</b>	<b>\$199 (D)</b>	<b>\$279 (D5)</b>	<b>\$999 (C)</b>	<b>\$1299 (C)</b>	<b>\$899 (C)</b>

Orifice	REPAIR KITS							
020	0204107090					4059900013		25.1452.24
025						4059900014		
028								
030	0204106900	200 458 230	Yellow		200 458 330	25.1443.24	4059900000	25.1453.24
033							4059900001	
035	0204106905	200 458 235	Purple					25.1511.24
037								
040	0204106910	200 458 240	Brown			25.1444.24	4059900002	25.1763.24 25.1454.24
045	0204106915	200 458 245	L Green				4059900003	25.1764.24
050	0204106920	200 458 250	Black			25.1445.24	4059900004	25.1765.24 25.1455.24
055	0204106925	200 458 255	L Blue				4059900005	25.1766.24
060	0204106930	200 458 260	Red		200 458 260	25.1446.24	4059900006	25.1767.24 25.1456.24
065	0204106935	200 458 265	Nature		200 458 265		4059900007	25.1768.24
070	0204106940	200 458 270	Pink		200 458 270	25.1447.24	4059900008	25.1769.24 25.1457.24
075	0204106945						4059900009	
080	0204106950*	200 458 280	Orange			25.1448.24	4059900010	25.1458.24
090	0204106960*	200 458 290	Green		200 458 290		4059900011	
100	0204106970*	200 458 210	Grey		200 458 210		4059900012	
110	0204106980*	200 458 311			200 458 311			
120	0204106990*	200 458 312			200 458 312			
150	0204107020*							
200	0204107070*							
300					200 458 330			
	750g 115mm	670g 113mm			620g 107mm	330g 92mm	700g 107mm	670g 106mm 560g 97mm
	<b>\$99 / \$129* (D)</b>	<b>\$129 (D)</b>			<b>\$129 (D)</b>	<b>\$69 (D)</b>	<b>\$588 (C)</b>	<b>\$847 (C) \$426 (C)</b>

Page 376 for RipSaw

## New 1/2" Nozzle Solutions "BAR"

### ST-Excavation Nozzles

#### Inlet For ST-458



1/2" inlet for ST-458

Increases cleaning efficiency as much as 200%  
 The 0° rotation creates a cleaning and tearing action  
 Ideal for hard surfaces  
 Improved materials for longer life  
 Always start turbo nozzles in a downward position

Part #	Pressure	Temp	Orifice	Inlet	Repair Kit	List
200 458 712	600 Psi	100°C	12.0	1/2"FNPT	200 458 312	\$poa
200 458 715	600 Psi	100°C	15.0	1/2"FNPT	200 458 315	\$poa
200 458 720	600 Psi	100°C	20.0	1/2"FNPT	200 458 320	\$poa
200 458 725	600 Psi	100°C	25.0	1/2"FNPT	200 458 325	\$poa
200 458 730	600 Psi	100°C	30.0	1/2"FNPT	200 458 330	\$poa

1/2" Lance Tubing also available

### BAR Hydro-Excavation Nozzles



#### ATEX Compliant Nozzle Cover

Nozzle coating, made from ATEX compliant high density polyethylene material which is anti-static and anti-shock to protect users and utilizers

#### Tungsten Carbide Nozzle

303 stainless steel body with tungsten carbide nozzle and seat for less nozzle wear and improved nozzle life over current ceramic designs





## New 1/2" Nozzle Solutions "RipSaw"

### RipSaw Hydro-Excavation Nozzles



### ROTATING HYDRO-EXCAVATION NOZZLE

Heavy-Duty, High Impact Nozzles designed for the Hydro-Excavation Industry to complete jobs faster with less run and down time. The RIPSAW nozzle blasts a zero degree pattern at up to 3200 Psi while rotating at high speed with an 18 degree cone of coverage.

Constructed of a stainless steel housing and tungsten carbide wear surface with a non-conductive urethane coating for added protection against electrical hazards. Inlet is 1/2" Fpt. Overall size is 2.98" W x 4.30"L. Nozzles can be easily rebuilt if required.



NOZZLE		
165 1857-040	3.6 Gpm	\$514 C
165 1857-050	4.5 Gpm	\$514 C
165 1857-060	5.4 Gpm	\$514 C
165 1857-080	7.2 Gpm	\$514 C
165 1857-100	9.0 Gpm	\$514 C
165 1857-120	10.8 Gpm	\$514 C
REPAIR KITS		
165 1858-040	3.6 Gpm	\$325 C
165 1858-050	4.5 Gpm	\$325 C
165 1858-060	5.4 Gpm	\$325 C
165 1858-080	7.2 Gpm	\$325 C
165 1858-100	9.0 Gpm	\$325 C
165 1858-120	10.8 Gpm	\$325 C

### SwitchBlade Hydro-Excavation Nozzles



Heavy-Duty, High Impact Nozzles designed for the Hydro-Excavation Industry. Cuts through dirt faster while using less water. Unique design is ideally suited for trenching applications. Nozzle body features stainless steel housing with non-conductive urethane coating for added protection against electrical hazards. Tungsten Carbide nozzles can be easily replaced for flow changes if soil conditions change. Main nozzle body inlet is 1/2" FPT. Overall size is 3.40" wide x 3.40" long. Rated to 3200 Psi and 180° F. Complete nozzle is made up of 1 nozzle body and 4 zero degree nozzle inserts. One or more nozzle inserts can be changed as needed for flow rate changes or as wear occurs. Nozzle Inserts are special design with 1/8" Mpt threads and built-in strainer.

Part #	Description	List
165 1779-2	Nozzle Body with 4 #2 Nozzles, 7.20 gpm @ 3200 psi	\$poa
165 1779-3	Nozzle Body with 4 #3 Orifices, 10.80 gpm @ 3200 psi	\$poa
165 1779-4	Nozzle Body with 4 #4 Orifices, 14.50 gpm @ 3200 psi	\$poa
165 1779-5	Nozzle Body with 4 #5 Orifices, 18.00 gpm @ 3200 psi	\$poa
165 1780020	#2 Yellow Nozzle As Replacement	\$poa
165 1780030	#3 Green Nozzle As Replacement	\$poa
165 1780040	#4 Orange Nozzle As Replacement	\$poa
165 1780050	#5 Purple Nozzle As Replacement	\$poa





## Turbo with Half Lance

### TURBO U LANCE with moulded handle

Run 2 Turbo Nozzles off same lance.



Stainless Tube - Moulded Handle - To 3600 Psi  
Increases your hitting power  
xxx Turbo Nozzle not included in List xxx

Part #	Length	End - Inlet	End - Outlet	List
148 070 005 011	500mm	1/4" Male	2 X 1/4" Male	\$59 D
148 070 009 011	900mm	1/4" Male	2 X 1/4" Male	\$131 D

### PROFESSIONAL TPR To 3500 Psi

Tubing: Zinc Plated



With straight lance

Part #	Size	Max. Psi	Length	End	List
155 473901120	035	3000	568mm	M22 Std	\$88 🐜
155 473901130	040	3000	568mm	M22 Std	\$88 🐜
155 473205130	040	3600	582mm	M22 Std	\$88



Half Gun/Lance to suit  
Page 325

### INDUSTRIAL UR25 To 3650 Psi

Tubing: Stainless



Part #	Size	Max. Psi	Length	End	List
145 25.1620.30TL	030	3650 Psi	500mm	M22 Std	\$157
145 25.1620.35TL	035	3650 Psi	500mm	M22 Std	\$157
145 25.1620.40TL	040	3650 Psi	500mm	M22 Std	\$157
145 25.1620.45TL	045	3650 Psi	500mm	M22 Std	\$157
145 25.1620.50TL	050	3650 Psi	500mm	M22 Std	\$157
145 25.1620.55TL	055	3650 Psi	500mm	M22 Std	\$157
145 25.1620.60TL	060	3650 Psi	500mm	M22 Std	\$157

Also available with 300mm, 400mm & 700mm lance extension for same price

### SEMI PROFESSIONAL MV970 Rotojet To 2300 Psi

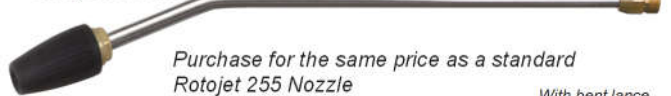
Ideal for Domestic to Semi-Professional Electric Pressure Cleaners



Part #	Size	Max. Psi	Length	End	Colour	List
155 0202905400	025	2300 Psi	440mm	M22 Std	Green	\$49
155 0202905410	030	2300 Psi	440mm	M22 Std	Yellow	\$49
155 0202905420	035	2300 Psi	440mm	M22 Std	Black	\$49
155 0202905430	040	2300 Psi	440mm	M22 Std	Blue	\$49
155 0202905440	045	2300 Psi	440mm	M22 Std	Orange	\$49

### PROFESSIONAL Rotojet 255 To 3650 Psi

Tubing: Zinc Plated



Purchase for the same price as a standard Rotojet 255 Nozzle

With bent lance

Part #	Size	Max. Psi	Length	End	List
155 0202004400	030	3650 Psi	470mm	M22 Std	\$99
155 0202004410	035	3650 Psi	470mm	M22 Std	\$99
155 0202004420	040	3650 Psi	470mm	M22 Std	\$99
155 0202004430	045	3650 Psi	470mm	M22 Std	\$99
155 0202004440	050	3650 Psi	470mm	M22 Std	\$99
155 0202004450	055	3650 Psi	470mm	M22 Std	\$99
155 0202004470	060	3650 Psi	470mm	M22 Std	\$99

### INDUSTRIAL UR32 To 5100 Psi

Tubing: Stainless



Part #	Size	Max. Psi	Length	End	List
145 25.1690.30TL	030	5100 Psi	500mm	M22 Std	\$199
145 25.1690.35TL	035	5100 Psi	500mm	M22 Std	\$199
145 25.1690.40TL	040	5100 Psi	500mm	M22 Std	\$199
145 25.1690.45TL	045	5100 Psi	500mm	M22 Std	\$199
145 25.1690.50TL	050	5100 Psi	500mm	M22 Std	\$199
145 25.1690.55TL	055	5100 Psi	500mm	M22 Std	\$199
145 25.1690.60TL	060	5100 Psi	500mm	M22 Std	\$199

Also available with 300mm, 400mm & 700mm lance extension for same price

### TURBO IN ACTION

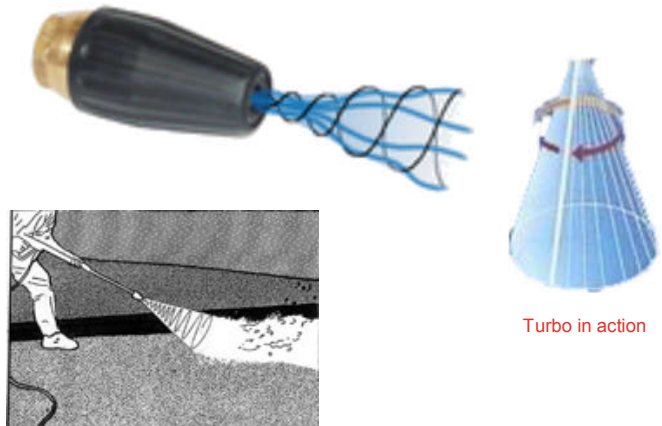


For Rotojet turbos, point lance down when starting machine.

Note: Not necessary for UR turbos, due to design



ROTOJET 400 ideal for Vacuum Excavation, or try a UR50 for extra long life in VacEx



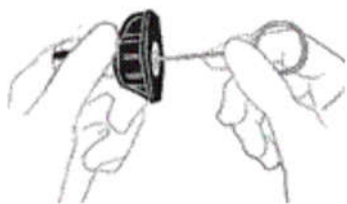
Turbo in action

Which nozzle size do I need? See our selection guide on page 364  
What is the difference between all of these nozzles? Find the answer on page 364

## Other Nozzles

### MULTI FUNCTION NOZZLES

NOZZLE CLEANING PIN



GS3 3 WAY NOZZLE



MF NOZZLE



Clear Nozzle Blockages

3 Function Nozzle

0°/15°/25°/40° / 0° rinse nozzle / 65° soap nozzle.

Inlet - 1/4" Bsp F  
Outlet - 3 Functions  
Perf: 3650 Psi @ 40 l/min., 80C

Inlet - QC Plug  
Outlet - 5 Functions  
Perf: 3000 Psi @ 21 l/min., 80C

115 04550013	\$2	145 25.0800.45 045 \$99	125 85.210.600 030 \$39 D
		145 25.0800.55 055 \$99	125 85.210.601 035 \$39 D
		145 25.0800.60 060 \$99	125 85.210.602 040 \$39 D

### NOZZLE HOLDERS

DOUBLE NOZZLE HOLDER



DOUBLE NOZZLE HOLDER with Knob



ADJUSTABLE NOZZLE HOLDER



ADJUSTABLE NOZZLE HOLDER with Tip Prot.



Flow: 40 l/min.  
Pressure: 3200 Psi (max.)

Flow: 40 l/min.  
Pressure: 3200 Psi (max.)

Flow: 30 l/min.  
Pressure: 4050 Psi (max.)  
Temp: 160° C

Flow: 30 l/min.  
Pressure: 4050 Psi (max.)  
Temp: 160° C

Easily adapts a single lance to 2 different jets

Easily adapts a single lance to 2 different jets

Twist the nozzle to Switch between soap and water streams

Twist the nozzle to switch between soap and water streams

1/4"BspF x 1/4"NptF	145 23.0000.00 PA \$51	145 23.0015.00 PA \$50	145 22.0000.00 \$31	145 22.0100.00 \$33
1/4"BspF x 1/4"NptF	222 Double Nzl IP \$52			
1/4"BspF x 1/8"NptF	145 23.0000.50 PA \$46	145 23.0015.50 PA \$50	145 22.0000.15 \$31	

### NOZZLE ACCESSORIES


STEAM NOZZLE



FLOW REGULATOR




SWIVEL NOZZLE HOLDER



PIVOT COUPLER



PIVOT COUPLER



For use on Hot water machines that generate steam

Throttling regulator for adjustable flow control

Use where access is difficult i.e drums, gutters Swivel stays set when under pressure

Adjustable High Pressure for wash systems

Adjustable High Pressure for the end of a spray lance

Pressure: 1450 Psi Temp: 130°C	Flow: 30 l/min. Psi :4050 Psi (max.) Temp: 160°C	Inlet -1/4" BspF Outlet -1/4" NptF	Inlet - 1/4" Bsp M Outlet - 1/4" Bsp F	Inlet - 1/4" QC Male Plug Outlet - 1/4" QC F Coupler
Inlet: 1/4" Bsp F Nozzle Size 060	Inlet: 1/4" Bsp M Outlet: 1/4" Bsp F	Stainless Steel to 4500Psi	Material : Stainless	
145 25.2201.35 \$27	145 29.0400.00 \$55	148 200 330 500 \$98	145 26.1600.00 700 Psi \$69 145 26.1700.00 3650 Psi \$48	125 85.300.172 \$55

Prices exclude GST and Freight and are subject to change without notice.

## Direct Hit Chewing Gum Remover



Chewing Gum Cleaner Poly-4		
5000 Psi - 90°C - 0°		
Part #	Diameter	List
99.9761.030	030	\$poa
99.9761.035	035	\$poa
99.9761.040	040	\$poa
99.9761.045	045	\$poa
99.9761.050	050	\$poa
99.9761.055	055	\$poa
99.9761.060	060	\$poa
99.9761.065	065	\$poa

Repair Kit		
66.9761.(D)	030-080	\$poa

## Acid Venturis

### Acid Venturi



Brick Cleaning - before and after



### Perfect for Brick Cleaning

Inlet: 1/4" Bsp M  
 Hose Barb: 7mm  
 Material: Brass  
 Ratio: 3:1 & 6:1

#### Fitting an Acid Venturi to a BAR Pressure Cleaner

Acid Venturi 3:1 or 6:1  
 Plug 85.300.101S  
 8mm Clear Hose 1.5metres 04188601

Simply place the clear tube in your acid drum and the pressure cleaner will automatically pick up the acid, using a venturi action. (Recommended maximum pick up hose length - 5 metres)

#### Legend

4:1 = 4 parts water, 1 part Acid    8:1 = 8 parts water, 1 part Acid

Part #	Description	List
165 Acid Venturi	Ratio 3:1	\$79 D 🤖
165 Acid Venturi	Ratio 6:1	\$79 D 🤖


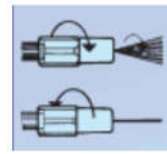
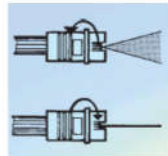
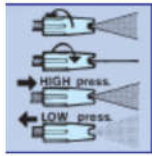


## Interpump Nozzles

MULTIREG 99 - Vario + Hi-Lo Nozzle

ROTOMAX - Turbo Nozzle + Vario

ROTOMAX 400 - Turbo + Vario



Multireg 99 - without Nozzle to 3600Psi - 21 l/min - 60°C  
Inlet - 1/4" BSP F

Variojet - without Nozzle to 3000Psi - 21 l/min - 60°C  
Inlet - 1/4" BSP F

Nozzle for Multireg 99  
Nozzle for Variojet

Rotomax Turbo with Variable Jet To 3600Psi - 21 l/min - 80°C  
Inlet - 1/4" BSP F

Rotomax 400 Turbo with Vari. Jet To 5800Psi - 25 l/min - 80°C  
Inlet - 1/4" BSP F

222 ZReg Ex \$59	222 Variojet Ex \$33	222 98.6610.00 Beige 020 \$11
222 10.0299.51 Pliers \$9		222 98.6615.00 Orange 030 \$11
		222 98.6632.00 D Blue 035 \$11
		222 98.6674.00 Red 040 \$11
		222 98.6690.00 Yellow 045 \$11
		222 98.6725.00 L Blue 050 \$11
		222 98.6756.00 White 050 \$11
		222 98.6780.00 Black 060 \$11
		222 98.6820.00 Purple 065 \$11

222 Rotomax1 Red \$133	222 RMAX401 Red \$179
222 Rotomax2 Blue \$142	222 RMAX403 Black \$169
222 Rotomax3 Black \$137	

Nozzle Selection Chart—Multi/Variojet		Pressure bar (MPa)																Volume (L/min)
Colour	Code	40 (4)	50 (5)	60 (6)	70 (7)	80 (8)	90 (9)	100 (10)	110 (11)	120 (12)	130 (13)	140 (14)	150 (15)	160 (16)	175 (17.5)	200 (20)	250 (25)	
Grey	120	4.2	4.7	5.2	5.6	6	6.4	6.7	7	7.3	7.6	7.9	8.2	8.5	8.8	9.5	10.3	
Beige	125	4.8	5.4	5.8	6.3	6.7	7.2	7.5	7.9	8.3	8.6	8.9	9.2	9.5	10.0	10.8	11.7	
Orange	130	5.2	5.8	6.3	6.8	7.3	7.8	8.2	8.6	9.0	9.3	9.7	10.0	10.3	10.8	11.6	12.7	
Dark Blue	135	5.6	6.3	6.8	7.3	7.9	8.4	8.8	9.3	9.6	10.0	10.4	10.8	11.1	11.7	12.5	13.7	
Red	140	6.3	7.1	7.7	8.4	8.9	9.5	10.0	10.5	10.9	11.4	11.8	12.2	12.6	13.2	14.4	15.4	
Yellow	145	6.8	7.6	8.4	9.0	9.6	10.2	10.8	11.3	11.8	12.3	12.8	13.2	13.7	14.3	15.3	16.6	
Light Blue	150	7.4	8.3	9.1	9.8	10.5	11.1	11.7	12.3	12.9	13.4	13.9	14.4	14.9	15.5	16.6	18.1	
White	155	7.7	8.6	9.4	10.2	10.9	11.5	12.2	12.8	13.3	13.9	14.4	14.9	15.4	16.1	17.2	18.8	
Black	160	8.4	9.4	10.3	11.1	11.9	12.6	13.3	14.0	14.6	15.2	15.8	16.3	16.9	17.6	18.9	20.6	
Purple	165	8.9	9.9	10.9	11.8	12.6	13.3	14.1	14.8	15.4	16.0	16.7	17.2	17.8	18.6	19.9	21.8	
Brown	170	9.4	10.3	11.3	12.2	13.1	13.9	14.6	15.3	16.0	16.7	17.3	17.9	18.5	19.3	20.7	22.5	
Neutral	175	10.8	12.1	13.3	14.4	15.3	16.3	17.2	18.0	18.8	19.6	20.3	21.0	21.7	22.7	24.3	26.4	
Green	180	11.4	12.7	13.9	15.0	16.0	17.0	18.0	18.8	19.7	20.5	21.2	22.0	22.7	23.8	25.4	27.9	

Nozzle Selection Chart—Rotomax		Pressure bar (MPa)																V (L/min)
Colour	Code	40 (4)	50 (5)	60 (6)	70 (7)	80 (8)	90 (9)	100 (10)	110 (11)	120 (12)	130 (13)	140 (14)	150 (15)	160 (16)	180 (18)	200 (20)	225 (22.5)	
ROTOMAX1	140 Red	5.6	6.3	6.9	7.5	8.0	8.5	9.0	9.4	9.8	10.2	10.6	11.0	11.3	12.0	12.6	13.5	14.3
ROTOMAX2	150 Light Blue	6.4	7.1	7.9	8.5	9.0	9.5	10.1	10.6	11.0	11.5	12.0	12.3	12.8	13.3	14.1	15.1	15.9
ROTOMAX3	160 Black	7.5	8.4	9.3	10.0	10.6	11.3	11.9	12.5	13.0	13.5	14.0	14.4	15.0	15.8	16.8	17.9	18.8

Nozzle Selection Chart—Rotomax 400		Pressure bar (MPa)																V (L/min)
Colour	Code	100 (10)	125 (12.5)	150 (15)	175 (17.5)	200 (20)	225 (22.5)	250 (25)	275 (27.5)	300 (30)	325 (32.5)	350 (35)	375 (37.5)	400 (40)				
RMAX401	140 Red	8.8	9.8	10.8	11.7	12.5	13.3	14.0	14.7	15.3	15.9	16.6	17.1	17.7				
RMAX403	160 Black	12.6	14.0	15.3	16.6	17.7	18.8	19.8	20.9	21.7	22.6	23.4	24.3	25.1				

Adjustable Nozzle Holder

Double Nozzle Holder



Nozzle Holder with adjustable pressure To 4000Psi - 21 l/min - 60°C  
Inlet / Outlet - 1/4" BSP F

Double Nozzle Holder To 3000Psi - 21 l/min - 60°C  
Inlet / Outlet (2) - 1/4" BSP F

222 ZUREG 3 \$26

222 Double Nozzle \$47

**WE SUPPLY GENUINE INTERPUMP PUMPS, PARTS & ACCESSORIES**






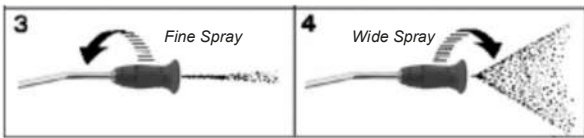
## Vario Nozzles



**Variable Spray**  
Twist action spray angle adjustment from fine pencil to wide fan

**Variable Spray**  
Twist action spray angle adjustment from fine pencil to wide fan, and

**Push/Pull Hi-Lo**  
Push forward for low pressure detergent injection  
Pull back :



Size	Idrojet 1 3000 Psi		PA Vario 3650 Psi (max. 4050)		Idrojet 2 3000 Psi		PA Hi-Lo 3650 Psi (max. 4050)		PA Hi-Lo 4050 Psi	
	Dot	Part #	Dot	Part #	Dot	Part #	Dot	Part #	Dot	Part #
020							Light Green	25.0700.10	Light Green	25.0950.10
025			Pink	25.0850.11			Light Yellow	25.0700.11	Pink	25.0950.11
030	Yellow	0204008500	White	25.0850.12	Yellow	0204008000	White	25.0700.12	White	25.0950.12
035	White	0204008510	Brown	25.0850.13	White	0204008010	Brown	25.0700.13	Brown	25.0950.13
040	Blue	0204008530	Dark Yellow	25.0850.14	Blue	0204008030	Dark Yellow	25.0700.14	Dark Yellow	25.0950.14
043					0204008040					
045	Orange	0204008550	Blue	25.0850.15	Orange	0204008050	Blue	25.0700.15	Blue	25.0950.15
050	Green	0204008560	Light Purple	Not available	Green	0204008060	Light Purple	25.0700.55	Beige	25.0950.16
053	Black	0204008580	Beige	25.0850.16	0204007070				Light Purple	25.0950.50
055	Grey	0204008590	Silver	25.0850.20	Black	0204008080	Dark Red	25.0700.65	Dark Red	25.0950.55
060					Grey	0204008090	Dark Green	25.0700.66	Dark Green	25.0950.60
065									Orange	25.0950.18
070							Orange	25.0700.18	Gold	25.0950.22
075									WhiteYellow	25.0950.24
080							Silver	25.0700.20		
		140g 90mm		130g 24mm		170g 94mm		150g 114mm		240g 116mm
List		\$29 (D10)		\$39 (D10)		\$36 (D10)		\$43 (D10)		\$87 (D5)

### BUDGET VARIO - to 2500Psi



Part #	List
125 85.210.007	\$19

## Vario Lances

### "Push/Pull & Hi-Lo" VARIO with Half Lance

**SEMI PROFESSIONAL MV970 Hi-Lo To 2600 Psi**

Ideal for Domestic to Semi-Professional Electric Pressure Cleaners



Part #	Size	Max. Psi	Length	End	List
155 0202905210	030	2600 Psi	420mm	M22 Std	\$34
155 0202905220	035	2600 Psi	420mm	M22 Std	\$34
155 472368135	037	2600 Psi	420mm	M22 Std	\$34
155 0202905240	040	2600 Psi	420mm	M22 Std	\$34

**SEMI PROFESSIONAL TP10 Hi-Lo To 3200 Psi**



Part #	Size	Max. Psi	Length	End	List
155 472353120	029	3200	585mm	M22	\$37
155 472353130	035	3200	585mm	M22	\$37
155 472353135	037	3200	585mm	M22	\$37
155 472353140	042	3200	585mm	M22	\$37

Half Gun/Lance to suit - Page 325



### INSERTS FOR VARIO NOZZLES

#### Replacement Nozzle

M4 connection  
Pressure: 3000Psi  
Flow: 21 l/min.  
Temp: 150°C



PA 3650 Psi

Idrojet 1 & 2 3000 Psi

Interpump 3500 Psi

Nozzle			Nozzle			Nozzle		
Colour	Part #	Size	Colour	Part #	Size	Colour	Part #	Size
	25.1190.51	020	D Brown	155 180060	020	Grey	98.6605.00	020
			Pink	155 180061	022			022
	25.1091.51	025	Red	155 180062	025	Beige	98.6610.00	025
			Lilac	155 180063	028			028
White	25.1092.51	030	Yellow	155 180064	030	Arancio	98.6615.00	030
			L Green	155 180065	033			033
Brown	25.1093.51	035	White	155 180066	035	Blue	98.6632.00	035
			Blue	155 180067	037			037
Dark Yellow	25.1094.51	040	Green	155 1800129	040	Red	98.6674.00	040
			Beige	155 180068	042			042
Blue	25.1095.51	045	D Yellow	155 180069	045	Yellow	98.6690.00	045
Light Purple		050	L Blue	155 180070	050	L Blue	98.6725.00	050
Dark Red	25.1196.51	053	White	155 180071	055	White	98.6756.00	055
			Black	155 180072	058			058
Dark Green		060	Violet	155 180073	060	Black	98.6780.00	060
		065	Brown	155 180074	065	Violet	98.6820.00	065
Orange		070	Grey	155 180075	070	Marrone	98.6915.00	070
			DG + W	155 180076	075	Neutro	98.6935.00	075
Silver		080		n/a	080	Verde	98.6963.00	080
<b>List</b>	<b>\$9 (D)</b>			<b>\$5 (D)</b>			<b>\$11 (D)</b>	



## Pump Suckers

Use the power of your pressure washer to pump out ponds, pools, drain inspection pits

### HEAD OPTIONS



**Standard 0213000610 Rubber Head. \$99**

A great price solution for dewatering clean water where the operating will not be "poking and prodding" into obstacles or sludge .....ie construction sites



**Professional Duty 28.0750.44 Aluminium Head. \$63 D**

In: 3/8" F Out: 1/4" F 3650Psi@25 l/min  
A new head from PA in Italy.  
Anodised Aluminium head  
0° M Nozzle required

**Full Kit c/w 4 metres hose**  
145 28.0750.44 Kit \$poa

### VENTURI SLUDGE PUMP - Semi Professional

#### Specifications:

Pressure: 3600 Psi (max. min. 1160Psi)  
Hose Length: 4 metres (ID 36mm)  
Head Diam.: 130mm  
Pump Head: 3 metres  
(ie lifts 3 metres up from sludge pump head )

Inlet: M22 x 1.5M  
Outlet: PVC Hose 038



### VENTURI SLUDGE PUMP - Muck Scupper



Part #	Description	Nozzle	List
HYD ANS04	Complete 4.0	04.0	\$199
HYD ANS55	Complete 5.5	05.5	\$216

Part #	Description	Nozzle	List
155 0213000500	Sludge Pump	035	\$199
155 0213000510	Sludge Pump	045	\$199
155 0213000520	Sludge Pump	050	\$199
155 0213000530	Sludge Pump	055	\$199
155 0213000540	Sludge Pump	060	\$199

155 0213000610	Sludge Pump Head Only		\$99
155 0213000610SS	Pump Head - Stainless		\$239 new
155 0124710410	Nozzle(00 35 1/8" Meg)	035	\$17
155 0124710430	Nozzle(00 45 1/8" Meg)	045	\$17
155 0124710440	Nozzle(00 50 1/8" Meg)	050	\$17
155 0124710450	Nozzle(00 55 1/8" Meg)	055	\$17
155 0124710460	Nozzle(00 60 1/8" Meg)	060	\$17

### HEAVY DUTY STAINLESS VERSIONS

#### Heavy Duty Stainless Head.

148 710 000 036 460 Head only \$199 C  
148 710 000 036 500 Complete Kit \$369 C



#### Heavy Duty 0213000610SS Stainless Head. \$239 D

Specially designed option for heavy duty users such as plumbers. Full SS construction with extended fitting arm. Supplied with 13.1380.55F Nozzle



## Sandblasting Kits

### SAND BLAST KIT WITH REGULATOR

For sand with grain size from .2 to .8mm



**Specifications:**

Flow: 40 l/min.  
 Pressure: 3000 Psi (max.)  
 Lance size: 600mm  
 Inlet: M22

Complete with regulator to adjust media input & 5 metres of suction



Part #	Nozzle Size	Replacement Nozzle	List
148 520 814 0	Nozzle 040	165 TP00040EG	\$299
148 520 814 5	Nozzle 045	165 TP00045EG	\$299
148 520 815 0	Nozzle 050	165 TP00050EG	\$223
148 520 815 5	Nozzle 055	165 TP00055EG	\$229
148 520 816 0	Nozzle 060	165 TP00060EG	\$299
148 520 816 5	Nozzle 065	165 TP00065EG	\$299

148 200 055 495 Replacement Head \$39  
 nb: Nozzle inside is a non standard K Style.  
 Any lance can be converted with a nozzle change

### SAND BLASTING HEAD - Professional TS8

**Specifications:**

Flow: 40 l/min.  
 Pressure: 3650 Psi (max. 4050)

Includes both head & probe  
 Tungsten Carbide material



Part #	Nozzle	Replacement	List
145 25.0000.10	020	25.0019.51 \$11	\$219
145 25.0000.12	030	25.0007.51 \$11	\$219
145 25.0000.14	040	25.0008.51 \$11	\$219
145 25.0000.15	045	25.0009.51 \$11	\$219
145 25.0000.16	050	25.0014.51 \$11	\$219
145 25.0000.18	075	25.0015.51 \$11	\$219
145 25.0000.20	085	25.0016.5 \$11	\$219
145 25.0013.21	Probe only		\$39

—Can convert all models by changing the nozzle—  
 May also need 10.3052.00 O Ring front / 25.0085.31 insert / 10.3003.00 O Ring rear

### SAND BLASTING HEAD - Heavy Duty ST-555 to 500 Bar

For sand with grain size from .4 to .8mm

**Specifications:**

Flow: 40 l/min.  
 Pressure: 7250 Psi (max.)  
 Lance size: 500mm  
 Inlet: M22  
 Material: Stainless

Complete with regulator to adjust media input  
 4 metres of suction hose



Part #	Nozzle Size	Replacement Nozzle	List
148 200 555 530	Nozzle 030	148 200 555 430 \$82	\$745 C
148 200 555 540	Nozzle 040	148 200 555 440 \$82	\$745 C
148 200 555 555	Nozzle 055	148 200 555 455 \$82	\$745 C
148 200 555 565	Nozzle 065	148 200 555 465 \$82	\$745 C
148 200 555 575	Nozzle 075	148 200 555 475 \$82	\$745 C
148 200 555 410	Replacement Head		\$277 C

Any lance can be converted with a nozzle change

## Sandblasting Kits


### SAND BLASTING KIT

**Specifications:**

Pressure: 5000 Psi (max.) Inlet: 1/4" Bsp F

**Full Kit - Ready to use**

Includes 8 metres of hose



Part #	Description	List
125 9001-9	Full Kit	\$177 D
Inlet: 1/4" F & QC Plug		
Nozzle 0° 035	included	\$19
147 22.0203	Sand Valve	\$7

*Warning: garnet sand must be kept dry*

### SAND BLASTING KIT - Quick Coupled

**Specifications:**

Flow: 38 l/min. Pressure: 3500 Psi (max.) Inlet: 1/4" QC M Plug

**Full Kit - Ready to use**

Fits direct to a BAR petrol machine

Includes 8 metres of hose



Part #	Description	List
125 85.400.002	Full Kit - Nozzle 0124700000	\$177 D
155 0124720310	Nozzle 1.2 diameter (035)	\$12
155 0124720320	Nozzle 1.4 diameter (045)	\$12

### SAND BLASTING HEAD - Hobby H301



**Specifications:**

Flow: 20 l/min.  
Pressure: 1750 Psi (max. 2000)

Includes both head & probe  
Plastic covered

Part #	Nozzle Size	List
145 25.0080.12	Nozzle 03	\$69

### SAND BLASTING HEAD - Heavy Duty



**Specifications:**


Inlet: 1/4" Bsp F  
Outlet:  
Flow: 80 l/min.  
Temp: 90°C  
Nozzle: Use 15° Flat Nozzle

Part #	Description	List
155 4700.18	Budget 6500Psi	\$499 D
155 4604.04	580mm SS Probe	\$99 D
145 25.0450.00	Premium 7250Psi	\$599 C
145 25.0300.20	500mm SS Probe	\$99 D

# Nozzles & Washing Accessories

## Turbo Filter

ST-33 High Pressure Filter



Ideal for the filtration of high pressure, rotating and sewer cleaning nozzles in case of:

- A frequent exchange of nozzles
- Lengthening or shortening of hose pipes
- The assembly of stationary pipeline

Brass to 5800 Psi



### ST-33 water intake filter for avoiding damage at nozzles and accessories

- Complying with the highest requirements to durability of high pressure accessories
- Easy adaptation e.g. directly between lance and rotating nozzle or in terms of ergonomics at the inlet of the lance
- Integrated stainless steel filter
- Max. allowed working pressure of 400 bar
- Suitable for temperatures of up to 150°C
- Flow: 40 l/min
- 1/4" female and male thread, bidirectionally flowing through



### Solid and Robust

The brass housing with integrated stainless steel filter weighs 119 grams and the total length is 45.6mm



flow direction:  
freely  
selectable!

### Did you know nearly 80% of all nozzle complaints could be easily avoided?

Surveys reveal that it is possible to avoid almost an additional 80% of the complaints at high pressure, rotating and sewer cleaning nozzles provided if that one final filtration of the high pressure medium was carried out directly in front of the nozzle. Furthermore, the high wear in nozzles with movable inner parts could also be significantly reduced. The high pressure ST-33 filter, installed directly in front of the nozzle provides the remedy. The filter element is designed to offer a good compromise between pressure loss and filter performance.

### Safe Support

Embedding of the filter for bidirectional flowing through



Brass with stainless steel filter. Bidirectionally applicable.

Part #	Model	Flow	Inlets	Max Pressure	Max Temp.	Thread	Material Housing	Material filter	Mesh Size	Length	List
148 200 033 855	ST-33	40L/min	1/4"M x 1/4" Bsp F	6,000 Psi	150°C	1/4"	Brass	SS	0.3mm	45.6mm	\$39 D

# Cleaning Solutions

Surface Cleaners

Truck Wash

Barrel/Tank Wash





## Surface Cleaner

### BUDGET MACHINES



### PROFESSIONAL MACHINES



### MOSMATIC OPTIONS



## Surface Cleaners

BUDGET MACHINES



PROFESSIONAL MACHINES



LARGE WHEEL OPTIONS





## Surface Cleaner "BAR"



	125 BAR1000	155 0207002022	125 BAR1500	125 BAR1400	165 78.930	165 78.956
Diameter			15"	14"	12"	16"
Pressure	2250 Psi	2900 Psi	2700 Psi	3000 Psi	4000 Psi (max)	4000 Psi (max)
Flow - Min.	6 l/min.	6 l/min.	6 l/min.	6 l/min.	8 l/min.	11 l/min.
Flow - Max.	10 l/min.	15 l/min.	12 l/min.	12 l/min.	15 l/min.	15 l/min.
Nozzles		15 015		25 015 1/4"	15 020 1/8"	15 025 1/8"
Wheels	No	Yes	No	No	Yes - 80.967 \$46 C	Yes - 165 80.943
Cover	Plastic	Plastic	Plastic	Plastic	Stainless	Stainless
Brush	yes	X	yes	yes	yes 165 901.492	yes
Weight	3.6kg	3.6kg				
<b>LIST</b>	<b>\$24 D</b>	<b>\$233 C*</b>	<b>\$99 D</b>	<b>\$238 D</b>	<b>\$529 D</b>	<b>\$599 D</b>
		*Nz! 020 0207002022				

**Why use a BAR Surface Cleaner?** • Incredible value when considering water & labour saving  
 • Cleans up to 8 times faster • Reduces water consumption • Even cleaning, no Zebra striping • Ideal for large flat surfaces

## Surface Cleaners "BAR"



Description Part Number	BAR1600	BAR1800	BAR2000	BAR2000L	BAR2000WAC 85.403.011	BAR2000SA 85.403.009	BAR2400S	BAR3000S1
Diameter- nominal	16"	18"	20"	20"	20"	20"	24"	30"
- cover ID	15.3"	16.9"	18.5"	18.5"	18.5"	20.1"	23.6"	30"
Psi - Max.	4000	4000	4000	4000	4000	4000	4000	5000
Flow - Ideal	15 l/min.	15 l/min.	15 l/min.	15 l/min.	15 l/min.	15 l/min.	21 l/min.	21 l/min.
Flow - Min.	11 l/min..	11 l/min..	11 l/min..	11 l/min..	11 l/min..	11 l/min..	18 l/min..	18 l/min..
Flow - Max.	30 l/min.	30 l/min.	30 l/min.	30 l/min.	30 l/min.	30 l/min.	30 l/min.	30 l/min.
Temperature	82°C	82°C	82°C	82°C	82°C	82°C	82°C	82°C
Nozzles fitted	2 x 25 025	2 x 25 025	2 x 25 025	2 x 25 025	2 x 25 025	2 x 25 025	3 x 25 020	3 x 25 020
Rotary Arm	2 Arm	2 Arm	2 Arm	2 Arm	2 Arm	2 Arm	3 Arm	3 Arm
Cover	Yellow Poly	Yellow Poly	Yellow Poly	Yellow Poly	Yellow Poly	Stainless	Stainless	Stainless
Skirt	Brush	Nil	Brush	Brush	Brush	Brush	Brush	Brush
Wheels	No	Yes	Optional	Optional	Yes	Yes	Yes	Yes
Cleaning Speed	15m <sup>2</sup> p/m	17m <sup>2</sup> p/m	20m <sup>2</sup> p/m	20m <sup>2</sup> p/m	20m <sup>2</sup> p/m	28m <sup>2</sup> p/m	28m <sup>2</sup> p/m	28m <sup>2</sup> p/m
Weight	12kg	14kg	15kg	15kg	16kg	21kg	21kg	Xxkg
	<b>\$846 D</b>	<b>\$939 D</b>	<b>\$999* D</b>	<b>\$1,099* D</b>	<b>\$1,199 D</b>	<b>\$1,299* D</b>	<b>\$1,225* D</b>	<b>\$1,299* D</b>

NEED SPARE PARTS ?  
See page 411



\* Black Cover  
BAR2000WAWC



\* Black Linear  
BAR2000BL

\* 3 Arm version  
BAR2000S

\* 30" with gum remover  
BAR3000S2 \$1,699 D

Prices exclude GST and Freight and are subject to change without notice.



## Surface Cleaners "Wheel Horse"

LARGE WHEEL

12" & 16"



20"




148 710 100 556 20"

148 710 100 806 32"



## Surface Cleaners "Wheel Horse"



	148 710 100 300	148 710 100 400	148 710 100 500	148 710 100 556	148 710 100 806
	RC301VA	RC421VA	INDUSTRIAL 520 VA	AGRAR 520VA	AGRAR 800VA
Size	12"	16"	20"	20"	32"
Skirt	Rubber	Rubber	Rubber	Rubber	Rubber
Psi	3000	4000	4000	5000	5000
Flow - ideal	15	19	23	23	30
Flow - range					24-40
List	\$388 D	\$488 D	\$1,249 D	\$1,693 D	\$2,220 D





## Surface Cleaners "Mosmatic"

### Gum Remover

Mosmatic takes the edge off work with the all-in-one cleaning tool. Remove chewing gum from public areas such as sidewalks, train stations, parks and school facilities. The gum will be cut and lifted ready to be recovered. No chemicals needed.

Effective and efficient cleaning  
With fluid recovery system  
Gum remover bracket



#### Features

##### Chewing Gum Remover

This special nozzle uses it's own trigger gun to activate on chewing gum or persistent stains. The high pressure jets impact at a 45° angle to cut and lift the gum.

Available sizes: #3 (29.102). #4 (29.103), #5 29.119



Gum Remover

Name	Part #	Dia.	Weight	Swivel	Rotor Arm	HP Nozzles	HP Gun	SS Caster	List
FL-AHB-LAU 520	80.766	520	20kg	1x DYCI	2 x 1/8" NPTF	2 x 1503	2 x	4 x dia. 100	\$3385 C
FL-AHK-KAU 520*	80.767	520	20kg	1x DYCI	2 x 1/8" NPTF	2 x 1503	2 x	4 x dia. 100	\$3385 C
FL-AHB-KAU 750	80.768	750	26.5kg	1x DYCI	3 x 1/8" NPTF	3 x 1503	2 x	4 x dia. 100	\$4002 C

Gum Remover Nozzle must be ordered separately.


\*with plastic rim guard, no brush ring

### Recovery Port





## Surface Cleaners “Mosmatic”



Part # Model	With 50mm Recovery Port					Without Recovery Port			
	Professional		Industrial		Professional		Industrial		
	165 78.235 FL-ABB 200	165 78.237 FL-ABB 300	165 78.242 FL-AER 300	165 80.764 FL-AH 520	165 80.765 FL-AH 750	165 80.751 FL-CR 520	165 80.752 FL-CR 750	165 80.754 FL-PH 520	165 80.755 FL-PH 750
Diameter	8"	12"	12"	21"	30"	21"	30"	21"	30"
Psi - Max.	5000		4000	5000		4000 Psi	4000 Psi	4000 Psi	5000 Psi
Flow - min/max				24-40					24-40
Upgrade to 7250Psi				Yes		Yes			
Rotary Arm	2 Arm		2 Arm	2 Arm (470mm)	3 Arm (700mm)	2 Arm 1/8"	3 Arm 1/8"	2 Arm 1/8"	3 Arm 1/8"
Nozzles	2 x 632.10		2 x 632.10	2 x 632.10    3 x 632.10		2 x 632.10	3 x 632.10	2 x 632.10	3 x 1503
Skirt	Brush		Brush	Brush		Brush	Brush	Brush	Brush
Wheels (per wheel)	No								
Cleaning Speed	11m <sup>2</sup> p/m		15m <sup>2</sup> p/m	17m <sup>2</sup> p/m					
Swivel - Standard	165 55.020 DYW		58.908 KDYF \$399 (C)	165 55.253 DYCI		55.253 DYCI		55.253 DYCI	
- 7250 Psi				500Bar 55.263 DYCI		500Bar 55.263 DYCI			
Weight	2.7kg	3.2kg	5.6kg	17.5kg	23.5kg	12.0 kg	15.5 kg	16.2 kg	22.5 kg
List	\$718 c	\$867 c	\$1050 c	\$2,509 c*	\$3,140 c*	\$1,672 c**	\$2,125 c**	\$2,319 c	\$2,635 c

\*Chewing Gum Remover option  
See page 439

\*\*Upgrade to 7300Psi:  
Order 55.263 Swivel to convert 80.751 to 80.951 \$419 C



## Surface Cleaning - Rebuild Kits

### SURFACE CLEANER REBUILD KITS

Retrofit your budget Surface Cleaner • Build Your Own Surface Cleaner • Design a specialty cleaning solution

Swiss Made - Premium Quality



#### Technical Data

Pressure : 350 bar  
 Temperature : 120° C  
 Inlet : 3/8" Bsp F



#### Features

##### Adapter Plate

The universal mounting plate allows you to mount our Swiss Swivel to your existing housing. The plate has pre-drilled holes and adapts to most other brands of surface cleaners.



##### Swivel

High rpm stainless steel swivel, features reinforced self-lubricated stainless steel ball bearings for improved performance. The dual spring based carbide seal system, guarantees long lasting operation under tough conditions.



##### Rotor Arms

Can withstand up to 350 bar, are precision welded and balanced.



##### Extension Fitting

The adapter is used to reduce the distance of the nozzle to the cleaning surface. Depending on the existing housing height, it may be necessary to use this optional adapter. The adapter will reduce the distance by 30mm.



##### Mounting Bolts




Includes 3 bolts for fastening the adapter plate to swivel.




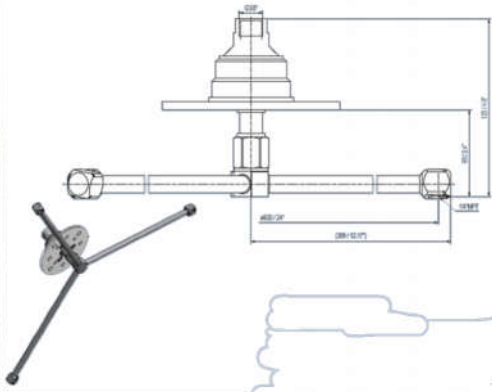


Part #	Suits	Includes	List
55.903	All	Adapter plate (1), Distance-adapter (2), Mounting bolts (3)	\$90 C
55.910	12"	DYC Swivel, Adapter plate (1), Distance-adapter (2), Mounting bolts (3), Rotor arm TKA 2w2¼, Dia. 300, Inlet: G3/8" F, Outlet: 1/4" NPTF	\$583 C
55.911	16-18"	DYC Swivel, Adapter plate (1), Distance-adapter (2), Mounting bolts (3), Rotor arm TKA 2w2¼, Dia. 400, Inlet: G3/8" F, Outlet: 1/4" NPTF	\$586 C
55.912	20"	DYC Swivel, Adapter plate (1), Distance-adapter (2), Mounting bolts (3), Rotor arm TKA 2w2¼, Dia. 450, Inlet: G3/8" F, Outlet: 1/4" NPTF	\$586 C

Nozzles not included

## Surface Cleaning - Specialty

BUDGET "SPINNER" SOLUTIONS	
BAR 1500 Spinner	BAR2400 Spinner
 <p><b>BAR1500 Spinner</b> Deck: 15" Poly Cleaner with 15" surface 2500 Psi / 11 l/min. 2 Nozzle arm List \$149 C</p>	<p><b>Budget Spinner Solution</b> Ideal for the budget or low usage customer</p>  <p><b>BAR2100 Spinner</b> Deck: 21" 4000 Psi / 30 l/min. 2 Nozzle arm List \$599 D</p> <p><b>BAR2400 Spinner</b> Deck: 24" 4000 Psi / 30 l/min. 2 Nozzle arm List \$799 C</p> 

ANTV3	165 Whirl Vac	Mosmatic Change Out Kits
<p>Hot2Go USA</p>  	<p>BAR Whirlvac</p> 	
<p>Twister Vac 4000Psi / 25l/min For use with recovery systems Stainless List \$2,275 C</p>	<p>Whirl Vac Surface Cleaner constructed to pump out vac for mobile cleaning / recovery For use with recovery systems List <del>\$6,875 C</del> \$3,592 A WSL</p>	<p>Mosmatic Head &amp; Arm Change Out Kits Swap out head on BAR1800 / BAR2000/ BAR2400 165 55.910 Service Kit 18" List \$583 C 165 55.911 Service Kit 20" List \$586 C 165 55.912 Service Kit 24" List \$586 C</p>

## High Intensity Spot Cleaning

### GUM REMOVER




#### Chewing Gum Poly-2

3600 Psi - 90°C

Diameter	M22 x 1.5 AG	M22 x 1.5IG	G 1/4" IG	M 18 x 1.5 IG
030	99.9721.030	99.9722.030	99.9723.030	99.9724.030
035	99.9721.035	99.9722.035	99.9723.035	99.9724.035
040	99.9721.040	99.9722.040	99.9723.040	99.9724.040
045	99.9721.045	99.9722.045	99.9723.045	99.9724.045
050	99.9721.050	99.9722.050	99.9723.050	99.9724.050
055	99.9721.055	99.9722.055	99.9723.055	99.9724.055
060	99.9721.060	99.9722.060	99.9723.060	99.9724.060
065	99.9721.065	99.9722.065	99.9723.065	99.9724.065
070	99.9721.070	99.9722.070	99.9723.070	99.9724.070
075	99.9721.075	99.9722.075	99.9723.075	99.9724.075
080	99.9721.0080	99.9722.080	99.9723.080	99.9724.080
List	\$poa	\$poa	\$1,690 C	\$poa

#### Repair Kits



Repair Kit 1  
66.9761. (D)



Repair Kit 2  
66.KAU-SCHKUF.A



Repair Kit 3  
66.KAU-DECK.A

	\$469 C	\$poa	\$poa	
--	---------	-------	-------	--



## High Intensity Spot Cleaning

"POWER PLUS" NOZZLE



**Chewing Gum Cleaner Poly-4**

5000 Psi - 90°C

Diameter	G 1/4" IG	Repair Kit
030	99.9761.030	
035	99.9761.035	
040	99.9761.040	
045	99.9761.045	
050	99.9761.050	
055	99.9761.055	
060	99.9761.060	
065	99.9761.065	
List	\$899 C	66.9761.xxx © \$599 C

"POWER PLUS" SURFACE CLEANER



Part #			List
148 710 100 160	5000 Psi @26 l/min	Stainless Steel	\$469 D





## Water & Steam Brooms

### WATER BROOMS

Used to reduce time taken to clean large surfaces

- Saves time and water
- Max. Pressure to 4000 Psi
- Connection: 1/4" Quick Connect Male Plug
- Nozzles: 65° 013 Meg
- Bubble Packed, ready for display



222 2100307 \$199



<p><b>222 2100307</b> 30cm 3 Quick Connects</p> <p><b>\$199 C</b></p>	<p><b>125 85.400.060</b> 30cm 3 Nozzle, 11 l/min. 85.265.013 \$11</p> <p><b>\$89 D</b></p>	<p><b>125 85.400.061</b> 40cm 4 Nozzle, 15 l/min. 85.265.013 \$11</p> <p><b>\$119 D</b></p>	<p><b>125 85.400.062</b> 40cm 4 Nozzle, 15 l/min. 85.265.013 \$11</p> <p><b>\$119 C</b></p>
---	--	---	---

### STEAM WEED DEVIL



Weed Control by Steam

Stainless  
Width: 400mm  
Requires Hot Water at minimum 90 degrees  
Strong Castors

148 200 097 700 \$999 C

### ROOF CLEANER



80.651 DR-520 520mm Rated to 7250 Psi \$2,366 C



## “Swiss” Undercarriage Cleaning

Professional Underbody Roller



148 200 097 800 \$499 C

### HURRICANE UNDERCARRIAGE CLEANER




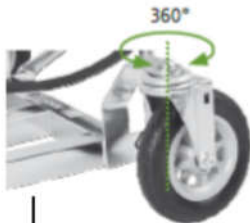
Adjustable Undercarriage Cleaner

With the new Hurricane Pro model you are not only able to clean underneath vehicles, you also have the ability to pivot the spray deck which allows for multiple cleaning angles. Deck adjustment from 0° to maximum 90°.

The adjustable angles allow for “all-around” cleaning on construction machines, fleet vehicles, boats or agricultural machines using just one model undercarriage cleaner.

Three large pneumatic swivel casters make your cleaning job easier with full range of motion, allowing you to manoeuvre even on rough surfaces. Standard long range stabilizer nozzles on the Mosmatic Hurricane Pro increases the distance and impact of your pressure washer dramatically. Use this new cleaning tool from Mosmatic with either hot or cold pressure washers.

Diameter	520
Weight	22kg
Rotor Arm	2 x Stabilizer
Nozzles	2 x 0003
HP-Gun	1 x
Stainless Steel Castors	3 x Dia. 150
Inlet	G3/8" F



Name	Part #	List
HURp-520	80.607	\$1,999 A

### UNDERCARRIAGE CLEANER



80.601 TUV-520	520mm (2x1503)	180mm height	\$1,693 C
80.602 TUV-720	750mm (3 1503)	180mm height	\$1,692 C
80.603 TUV-520	520mm (2x0003)	250mm height	\$1,996C
80.604 TUV-520	750mm (3x0003)	250mm height	\$2,307 C
80.621	Protection plate		\$228 C
80.622	Protection plate		\$228 C

4000Psi / 120° / all Stainless / DYF swivel





## “Swiss” Industry Solutions

### DUCT CLEANER



Features:	Diameter	Height	TYR-2s		TYR-3s		TRR-2s	
			Warm Water	Warm Water	Warm Water	Cold Water		
Adjustable Nozzle Arm to allow different spray angles	075mm	60	81.501	\$570 C	81.701	\$586 C	85.501	\$479 C
Two or 3 arm options	150mm	70	81.521	\$623 C	81.721	\$648 C	85.521	\$499 C
New cold water option for budget conscious	300mm	70	81.551	\$639 C	81.751	\$648 C	85.551	\$539 C
Inlet: 1/4" (3/8" on request)	400mm	70	81.561	\$648 C	81.761	\$664 C	85.561	\$poa C
	500mm	70	81.571	\$poa C	81.771	\$722 C	85.571	\$poa C
	600mm	70	81.581	\$poa C	81.781	\$742 C	85.581	\$poa C

### MANHOLE CLEANER



81.033 TYR-2F	with Plate 300mm	Rated to 350 Bar	\$1,176 C
81.043 TYR-2F	with Plate 400mm	Rated to 350 Bar	\$1,248 C
81.053 TYR-2F	with Plate 500mm	Rated to 350 Bar	\$1,319 C
81.063 TYR-2F	with Plate 600mm	Rated to 350 Bar	\$1,391 C
81.083 TYR-2F	with Plate 800mm	Rated to 350 Bar	\$1,463 C





## “Swiss” Wheel Blaster Solutions

WHEELBLASTER COMPACT WBC

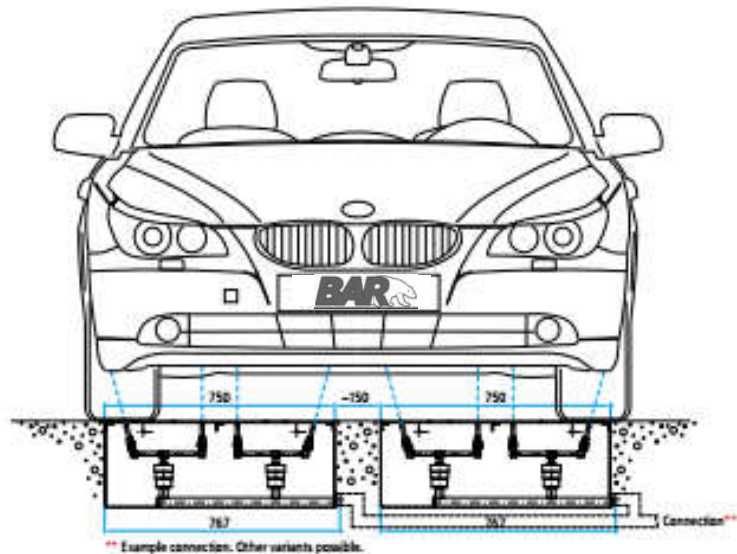
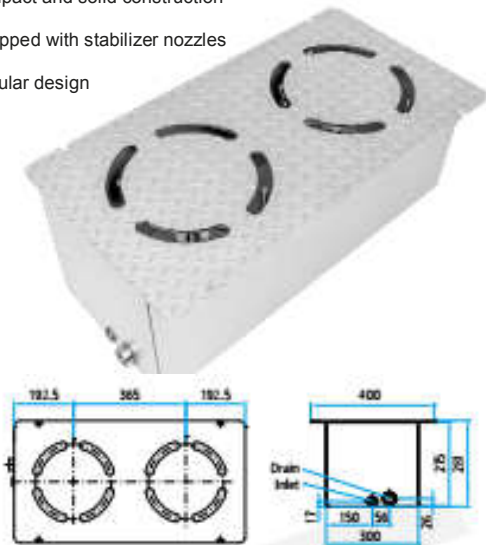


Undercarriage Cleaner Stationary



**Features:**

- Compact and solid construction
- Equipped with stabilizer nozzles
- Modular design



The TUW stationary is perfect for fixed ramp over or sub-floor undercarriage wash systems. Industrial grade stainless plated and boxes come complete with quad bearing swivels and welded balanced rotor arms. The high lift wash design removes heavy debris and cleans without damage to the vehicles undercarriage. Whether a new install or system upgrade is sure to impress.

P/N	Swivel	Rotor Arm	Stab. Nozzle/ Adapter	Insert Noz.	Pressure	Temp.	RPM	Water Connection	Water Drain	Throughput Medium	List
80.630	2 x DYT	2 x TKA	4x 14.901	*	27.5 MPa	120°C	Up to 2000	G3/4" F	G1" F	pH 3-12	\$2,940 c

\* Requires 4x EG-nozzles, according to your pump specifications



## “Swiss” Wheel Blaster Solutions

### WHEELBLASTER LARGE TYW 520mm



Includes:

- Polished stainless steel (INOX)
- With mounting plate
- 4 nozzle inlets
- High quality swivel

P/N	Swivel	Rotor Arm	Pressure	Temp.	RPM	Water Connection	Nozzle Conn.	Throughput Medium	List
84.502	DYF	400/250 mm	27.5 MPa	120°C	Up to 2000	G38/" F	4x 1/8" NPTF	pH 3-12	\$910 c
84.512	DYF	470/350 mm	27.5 MPa	120°C	Up to 2000	G38/" F	4x 1/8" NPTF	pH 3-12	\$910 c
84.507	DYT	400/250 mm	27.5 MPa	120°C	Up to 2000	G38/" F	4x 1/8" NPTF	pH 3-12	\$1060 c
84.517	DYT	470/350 mm	27.5 MPa	120°C	Up to 2000	G38/" F	4x 1/8" NPTF	pH 3-12	\$1060 c

\*Nozzles not included

### WHEELBLASTER PRO RDW



Includes:

- Polished stainless steel (INOX)
- Equipped with stabilizer nozzles
- Seamless variable height adjustment
- Multiple cleaning heads can be installed
- High impact at distance



**Action Diameter**

Distance	Cleaning Surface
250 mm	450 mm
500 mm	700 mm
750 mm	950 mm
1000 mm	1200 mm

Part #	Swivel	Rotor Arm	Stab. Nozzle/ Adapter	Insert Noz.	Stand	Psi	Temp.	RPM	Water Conn.	Throughput Medium	List
165 84.541	DYTiS	TKA 160 mm	4x 14.901	*	Yes	27.5 MPa	120°C	Up to 2000	G3/8" F	pH 3-12	\$1,893 C
165 84.591	DYTiS	TKA 160 mm	4x 14.1901	*	No	27.5 MPa	120°C	Up to 2000	G3/8" F	pH 3-12	\$1,578 C

\* Requires 4x EG-nozzles, according to your pump specifications

## Closed Tank Cleaning

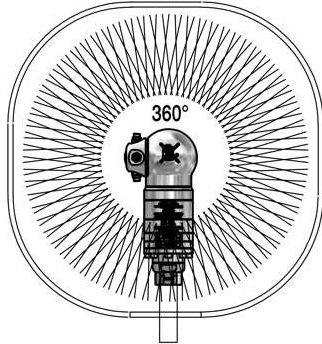
CLOSED TANK CLEANING HEAD - Self Propelling A42 R 360°

Ideal for cleaning closed containers



**Specifications:**

Flow: 13-50 l/min.,  
 Pressure Range: 580 min to 2300 max.  
 Psi  
 Rated Pressure: 2000 Psi  
 Temp: 90°C  
 Barrell Diam. 108mm minimum  
 Nozzles: 4 x 1/8" Npt (jetted per unit)



Part #	Description	Flow	List
<b>A42 R 360° - 18-24 giro/per minute</b>			
145 25.5360.15	Cleaning Head	13-17	\$3999 C
145 25.5360.XX	Cleaning Head	13-50	\$3999 C

<b>A42 R 360° Stainless Aisi 316L - 18-24 giro/per minute</b>			
145 25.5700.XX	Cleaning Head	13-50	\$8999 C

<b>A42 R 360° Stainless Aisi 316L ATEX 0575</b>			
145 25.5700.40	Cleaning Head	35-45	\$7436 C
145 25.5600.30	Cleaning Head	35-45	\$7436 C
145 25.5600.40	Cleaning Head	35-45	\$7436 C

<b>A42 R 360° SS Aisi 316L ATEX 0575 (3nzl, diam 86mm)</b>			
145 25.5600.30	Cleaning Head	25-35	\$7436 C
145 25.5600.40	Cleaning Head	35-45	\$7436 C

(nozzles not included)

OPEN TOP CLEANING HEAD (HIGH FLOW) - Self Propelling A80 R 360°

Ideal for cleaning open topped tanks such as manholes & wet wells, without confined space entry

**Specifications:**

Flow: 20-300 l/min.,  
 Pressure Range: 435 min to 2300 max. Psi  
 Rated Pressure: 2000 Psi  
 Temp: 90°C  
 Barrell Diam. 165mm minimum  
 Nozzles: 4 x 1/4" Npt (jetted per unit)  
 Inlet: 3/4" Bsp F



**A300 R Option**  
 Flows to 300 l/min  
 to 1000 Psi  
 360° or 240° options

Part #	Description	Flow	List
<b>A80 R 360° - 10-16 giro/per minute</b>			
145 25.4820.XX	Cleaning Head	20-120	\$5285 C

<b>A80 R2 360° - 60-120 giro/per minute</b>			
145 25.4850.XX	Cleaning Head	20-120	\$5696 C

<b>A80 R 360° - 10-16 giro/per minute ATEX</b>			
145 25.4872.XX	Cleaning Head	20-120	\$6809 C

<b>A80 LU 360° - 10-20 giro/per minute ACIDS (HN03 &amp; HF)</b>			
145 25.4860.XX	Cleaning Head	20-120	\$5620 C

<b>A300R 360° - 4-5 giro/per minute</b>			
145 25.6000.XX	Cleaning Head 360°	100-300	\$8511 C
145 25.4890.XX	Cleaning Head 240°		\$6540 C

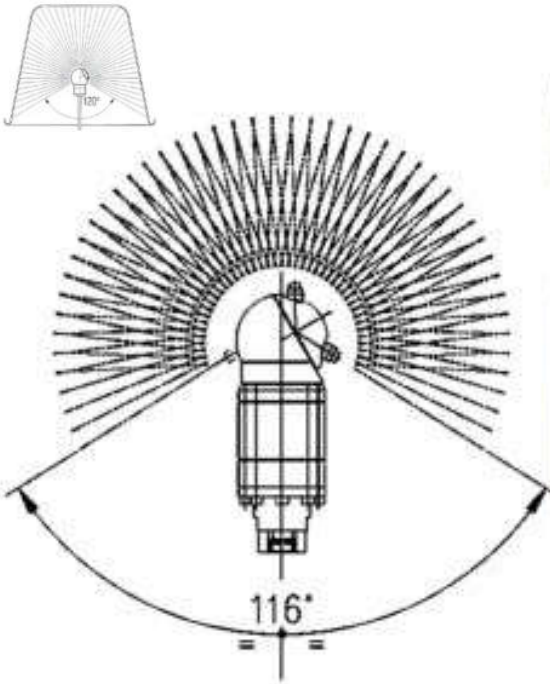
**About giro speed:**

A80 R2 - High Speed - Cleans faster, but less effective clean  
 A80 R - Slow Speed - Cleans slower, but more effective clean  
 (water droplets make contact with surface for longer)

## Open Tank Cleaning

TANK & UNDERBODY CLEANING HEAD - Self Propelling A42

Ideal for cleaning containers with one open side



**Specifications:**

Flow: 20-50 l/min.,  
 Pressure Range: 580 min to 2300 max. Psi  
 Rated Pressure: 2000 Psi  
 Temp: 90°C  
 Barrell Diam. 86mm minimum  
 Nozzles: 3 x 1/8" Npt (jetted per unit)  
 Inlet: 1/2" Bsp F

Part #	Description	Flow	List
<b>A42 R - 29-36 giro/per minute</b>			
145 25.5180.20	Cleaning Head	20	\$3114 C
145 25.5180.30	Cleaning Head	20-30	\$3114 C
145 25.5180.40	Cleaning Head	30-40	\$3114 C
<b>A42 R2 - 110-180 giro/per minute</b>			
145 25.5200.20	Cleaning Head	20	\$3271 C
145 25.5200.24	Cleaning Head	20-25	\$3271 C
145 25.5200.28	Cleaning Head	25-30	\$3271 C
145 25.5200.34	Cleaning Head	30-40	\$3271 C
145 25.5200.33	Cleaning Head	40-50	\$3271 C
<b>Stainless versions:</b>			
145 25.5600.30	Cleaning Head	25-35	\$6699 C
145 25.5600.40	Cleaning Head	35-45	\$6699 C

**About giro speed:**

A42 R2 - High Speed - Cleans faster, but less effective clean  
 A42 R - Slow Speed - Cleans slower, but more effective clean  
 (water droplets make contact with surface for longer)

**Repair Kits:**

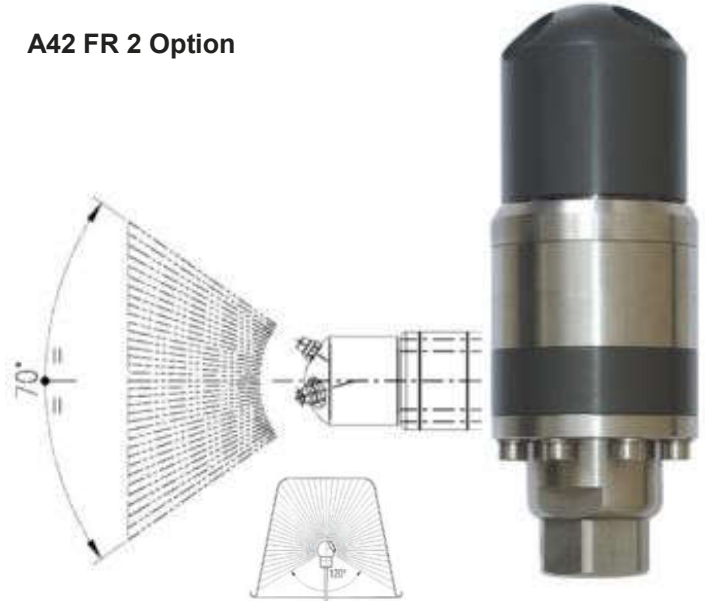
145 25.5181.24	Kit 01	\$223 C
145 25.5182.24	Kit 02	\$471 C
145 80.0512.84	Turbine	\$33 C
145 80.0540.22	Pinion - Complete	\$369 C

**A42 Options**

**A43 FR 2 Option**



**A42 FR 2 Option**



**TEFLON GREASE FOR TANK CLEANERS**

Part #	Type	List
14.6550.00	Teflon Grease	\$40 C
14.6552.00	Teflon Silicon Grease	\$71 C



Prices exclude GST and Freight and are subject to change without notice.



## IBC Cleaning

HYDRAULIC (WATER) DRIVEN TANK CLEANER

Mi63

Ideal for IBC cleaning (Intermediate Bulk Container)

Flow: 15-50 l/min., 90°C  
 Pressure: 435 Psi to 2000 Psi  
 Barrell Diam. 45mm or 65mm

Inlet: 3/4" Bsp F



Part #	Shaft Length	Flow max.	Min. Inlet	Max. Nozzles	List
145 25.4603.24	363mm	22 l/min.	45mm	4 x M4	\$poa C
145 25.4600.04	915mm	Unjetted	45mm	4 x M4	\$4,481 C
145 25.4600.24	915mm	22 l/min.	45mm	4 x M4	\$4,481 C
145 25.4606.24	650mm	22l/100B	45mm		\$4,197 C
145 25.4600.00	915mm	Unjetted	65mm	4 X 1/8 Npt	\$3,656 C
145 25.4600.20	915mm	22 l/min.	65mm	4 X 1/8 Npt	\$3,656 C
145 25.4603.20	363mm*	22 l/min.	65mm	4 X 1/8 Npt	\$3,256 C
145 25.4600.30	915mm	30 l/min.	65mm	4 X 1/8 Npt	\$3,256 C
145 25.4600.50	915mm	54 l/min.	65mm	4 X 1/8 Npt	\$3,256 C
<b>Stainless Versions</b>					
145 25.3650.40	650mm	45 l/min.	62mm	4 X 1/8 Npt	\$4,884 C
145 25.3650.50	650mm	45 l/min.	62mm	4 X 1/8 Npt	\$4,884 C
<b>ATEX Versions</b>					
145 25.4902.25	915mm	Unjetted	65mm	4 X 1/8 Npt	\$poa C
145 25.4902.29	915mm	Unjetted	45mm	4 X M4t	\$poa C

**Repair Kit**

145 25.4608.24	Spares Kit - Seals	\$213 C
145 25.4630.24	Spares Kit - Gears etc	\$528 C
145 80.0005.52	Buffer, M10 Sst	\$494 c
145 80.0014.51	Nozzle hold. pinion, z57,4x1/8"Npt F	\$390 C
145 80.0009.85	Bushing, opn 15x19x14.8mm, 8mm PTFE	\$14 C
145 80.0027.23	Pinion 34 Sst+Bushing opn 15mm	\$366 C
145 80.0232.51	Geared shaft	\$609 C
145 80.0205.00	Planetary Gear Holder	\$283 C
145 80.0203.52	Turbine Set	\$848 C
145 80.0016.51	Nozzle Holder Pinnion	\$374 C
145 80.0134.51	Nozzle Holder Pinnion - Straight	\$599 C

**Nozzles & Nozzle Change**

Mi63 supplied standard with 2 nozzles and the other 2 ports plugged. 4 Ports used for higher flow applications

**Head with M4 Nozzles**

Nozzle Sizes ( 025) 25.1091.51 (020) 25.1190.51 (035) 25.1093.51 (043) 25.1194.51 \$9 C

**Head with 1/8" Nozzles**

(045) 16.1363.45 1/8" Npt + Guide Vane 00.045

Must also change injector (x3):

(2mm) 145 80.0221.51 (3mm) 145 80.0222.51 (4mm) 145 80.0223.51 (5mm) 80.0224.51 \$39 C

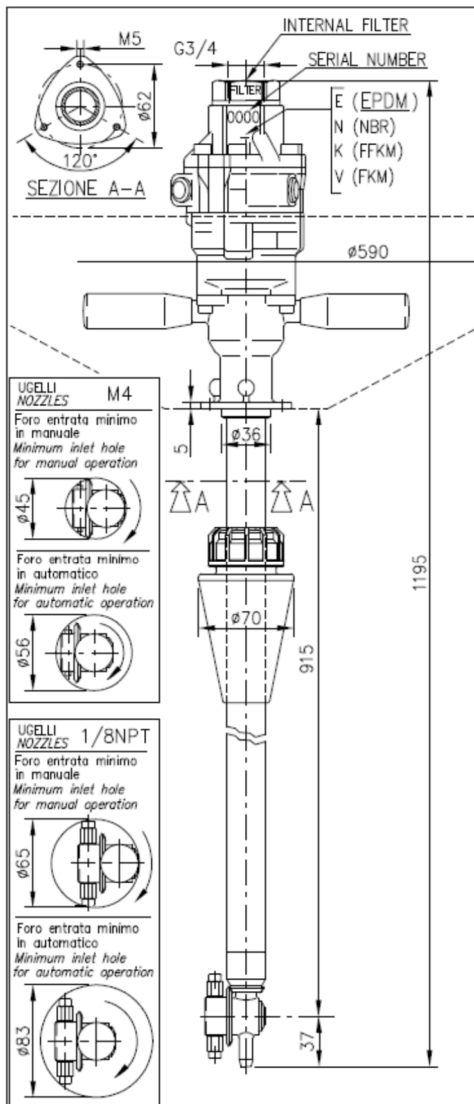
Cycle Time: Cycle time of head is effected by flow, not pressure.

When changing nozzles, cycle time will not change if you keep the same flow rate

**\* 363mm shaft**

Can convert 915mm to 363mm shaft with following:

Outer shaft 363MM 80.0066.56 \$219 C / Inner shaft 80.0065.56 \$68 C



**Selection note:**

M25E series has suction recovery

Mi63 has no suction as the liquid drains from the tap below

**Service Advice (2017 July):**


Daily - Rinse daily

100 Hours usage - Service check, especially if cleansing products are used

## Barrel Cleaning

### BARRELL CLEANING HEAD M25E

WITH SUCTION DEVICE TO BRING THE WATER BACK OUT OF THE BARRELL



The **M25E** tank cleaning head is ideal for cleaning all types of drums and barrels. It washes and, at the same time, siphons off the water used during the cleaning process.

Features complete orbital coverage of all internal surfaces using high pressure flow and an overall lower water consumption. Built in high quality stainless steel, with a small spray turret to fit small barrel and tank openings.

#### Specifications:

Flow: From 10 to 25 l/min.  
 Operating Pressure: 2000 Psi (2000 max)  
 Temperature: 90°C  
 Cleans Barrel Diam. 730mm  
 Suction Tube: 332mm  
 Power: see below  
 Nozzles: 2 X M24 0°

Inlet: M22 AR1 A

Box includes set of 020,025,03,035 & 04 nozzles

Part #	Description	List
145 25.4300.24	M21E Barrel Cleaner - Without suction 230V with 12V step down transformer	\$1,561 C
145 25.4350.24	M25E Barrel Cleaner - With suction 230V with 12V step down transformer	\$3,099 C
145 25.4350.25	M25E Barrel Cleaner - With suction 230V with 12V step down transformer	\$2,699 C
145 25.4380.24	M28E Barrel Cleaner - With suction 12V Right angled space saver	\$2,699 C
<b>Suction Tube</b>		
145 tba	Tube 332mm (for barrels 730mm wide)	\$poa C
145 80.0380.00	Tube 532mm (for barrels 940mm wide)	\$219 D
145 80.0386.00	Tube 667mm (for barrels 1070mm wide)	\$219 D
<b>Nozzle change (2 required)</b>		
Sizes (020) 80.0350.51 (025) 80.0351.51 (030) 80.0352.51 (035) 80.0353.51 (040) 80.0354.51 \$9		
M25E - Repair Kit (Seals) 145 25.4360.24 \$219 C (Serial numbers above 519)		
M21E - Repair Kit (Seals) 145 25.4308.24 \$112 C		
Parts: Suction Ball 80.0330.81 \$55 Bearing 11.4412.28 \$82		

### BARREL CLEANING HEAD - COMPACT XB03



Compact Wine Barrel Cleaning Head (Water Driven)  
 Performance: 150 Bar max @ 30 l/min max  
 Nozzles: 2 or 4 Seals: NBR Material: AISI316

XB031AAD N4 Head - Complete 400mm \$4,999 (C)  
 XB031AAD N75 Head - Complete 750mm \$5,576 (C)

Parts:  
 Diffuser: GK0462 suits 15 l/min \$686 GK0XX suits 18-21 l/min \$686 C

Nozzle 2 Spray \$198 : DR1214 (1202) -DR1218 (1402)  
 Nozzle 4 Spray \$198 : DR1252 (0954) -DR1253 (1004) - DR1254 (1054)  
 Nozzle Code: ie 1202 = "120" is spray hole diameter, "2" is number holes

### ROTATING HEAD



#### URF Series

25.1130.00 to 4000Psi @ 30 l/min \$99 C  
 In: 1/4" Npt M Out 2 x 1/8" Bsp F  
 25.1170.00 to 5100Psi @ 80 l/min \$224 C  
 In: 1/2" Bsp M Out 2 x 1/4" Bsp F

#### GR38 Series

26.1400.00 to 5100Psi @ 40 l/min \$286 C  
 In: 3/8" Bsp M Out 2 x M12 F



### TANK CLEANING HEAD KIT



#### TLR M4 Series

25.3610.24 to 2300Psi /35 l/min \$999 C

In: 1/4" M25x1 M Out 2 x M4  
 Minimum Inlet: 40.5mm  
 Speed: 18-24 giro/pm  
 Nozzles not included.  
 Each head jetted to application  
 Coverage: 360°

### DUCT CLEANER



81.521 TYR-2 to 120°C 150mm Adjustable 2 Nozzle \$632 C  
 81.721 TYR-3 to 120°C 150mm Adjustable 3 Nozzle \$632 C  
 81.552 TYR-2 to 120°C 300mm Adjustable 3 Nozzle \$632 C

Many options available - Ideal Garbage Bin cleaner on lance or hose

## Surface Cleaning Parts

	Nozzles	Rotary Head	Head Repair Kit	Inlet Valve (Part of Head Repair Kit)	Inlet Valve O Ring (Viton)	Mounting Head Bracket	Brush / Skirt	Head Mounting Block
SC140	34000493 \$9							
0207002022	15 020		0109000340 \$35	plus washer				
0207002012	15 015		0109000330 \$35	0117740550 \$4				
BAR1200 old	16.1325.20B \$13		na	n/a	n/a	85.791.015 \$27	85.790.024 \$111	
BAR1200 new	16.1325.20B \$13	85.790.034 \$141	Na	85.790.001 \$43	85.790.002 \$3	85.791.015 \$27	85.790.024 \$111	
BAR1400	85.025.015 \$13	85.790.037 \$76					85.792.037 \$9	
BAR1500							BAR1500 Brush \$16	
BAR1500 Spinner		SFC15 Swivel \$49					SFC15 Skirt \$42	
BAR1600Y old	16.1325.25B \$13	85.790.004 \$449	85.790.010 \$244	85.790.001 \$43	85.790.002 \$3	85.791.003 \$31	85.790.012 \$204	85.419.116 \$51
BAR1600Y new	16.1325.25B \$13	85.790.004G \$449	n/a	85.790.001 \$43	85.790.002 \$3	n/a	85.790.012 \$204	85.419.116 \$51
BAR1600B				85.790.001 \$43	85.790.002 \$3			
BAR1800	16.1325.25B \$13	85.790.006 \$596	85.790.010 \$244	85.790.001 \$43	85.790.002 \$3	85.791.001 \$44	na	
BAR2000WAW Old	16.1325.20B \$13	85.790.004G \$449	85.790.010 \$244	85.790.001 \$43	85.790.002 \$3	85.791.002 \$44	85.790.014 \$161	85.791.002G 22
BAR2000WAW New	16.1325.20B \$13	85.790.004G \$449	85.790.010 \$244	85.790.001 \$43	85.790.002 \$3	85.791.002 \$44	85.792.006 \$69	85.792.003
BAR2000L	16.1325.25B \$13	85.790.004 \$449	85.790.010 \$244	85.790.001 \$43	85.790.002 \$3	85.791.002 \$44		
BAR2000B Comet	16.1325.25B \$13	85.790.004 \$449	85.790.010 \$244	85.790.001 \$43	85.790.002 \$3			
BAR2000B Mitm	16.1325.25B \$13	BF7015 \$449	85.790.010B \$poa			BF4044 \$31	BF7016 \$108	BF4045 \$23
BAR2100 Spinner		SSC24 Swivel \$186					SSC21 Skirt \$88	
BAR2200	16.1325.25B \$13	85.790.004G \$449	85.790.010 \$244	85.790.001 \$43	85.790.002 \$3	85.791.002 \$44	85.790.026 \$192	
BAR2000S new	16.1325.15B \$13	85.790.004 \$449	85.790.010 \$244	85.790.001 \$43	85.790.002 \$3	85.791.002 \$44	85.790.014S \$199	85.419.119 \$49
BAR2000SA new	16.1325.20B \$13	85.790.004 \$449	85.790.010 \$244	85.790.001 \$43	85.790.002 \$3	85.791.002 \$44	85.790.014S \$199	85.419.119 \$49
BAR2400 Spinner		SSC24 Swivel \$186					SSC24 Skirt \$102	
BAR2400S old	16.1325.20B \$13	85.790.004 \$449	85.790.010 \$244	85.790.001 \$43	85.790.002 \$3	85.791.002 \$44	85.790.019S \$157	85.419.117 \$49
BAR2400S new	16.1325.20B \$13	85.790.004	85.790.010 \$244	85.790.001 \$43	85.790.002 \$3		85.792.015 \$27	85.792.019
		Grease nipple on BAR heads 85.790.027	85.790.006 OD 88.35mm OA 154.8mm 85.790.004 OD 63.6mm OA 133mm	Bolts used on BAR1600Y Mounting Head bracket: M8x1.25 (thread pitch), 30mm long, socket head				
165 78.930	not included	35.907 \$133 C	not available	Swivel Upgrade to 78.930 or 78.956			901.492 \$58 C	
165 78.956	not included	35.907 \$133 C	not available	Swivel 58.908 \$375 Repair Kit 36.905				
78.235		55.020 \$279 C						
78.237	632.10	55.020 \$279 C						
78.242	632.10	58.908 \$399 C						
80.764	632.10	55.253 \$363 C	36.905 (C) \$90				900.436 \$178 C	
80.765	632.10	55.253 \$363 C	36.905 (C) \$90				901.662 \$238 C	
80.751	632.10	55.253 \$363 C	36.905 (C) \$90					
80.752	632.10	55.253 \$363 C	36.905 (C) \$90				901.662 \$238 C	
80.754	632.10	55.253 \$363 C	36.905 (C) \$90					
80.755	632.10	55.253 \$363 C	36.905 (C) \$90				901.662 \$238 C	
80.951		55.263 \$419 C						
80.601		58.553 \$344	82.891 \$118					
80.602		58.553 \$344	82.9014 \$151					
80.603		58.553 \$344	82.891 \$118					
80.604		58.553 \$344	82.9014 \$151					

### Hose connection inlet

Grease nipple (P/N# 85.790.027)

Stainless steel spring

Viton O-Ring (P/N# 85.790.002)

Stainless steel sleeve

Stainless steel inlet valve with Carbide seat (P/N# 85.790.001 includes oring)


Viton O-Ring (P/N#85.790.000M)

Viton O-Ring (P/N#85.790.000)

Stainless steel bearings

Aluminum housing

Stainless steel rotating shaft



### No Zebra striping

A standard lance can leave an inconsistent finish due to the "wandering" action of the operator

Our Whirl-a-Way eliminates Zebra



## Surface Cleaning Parts

	Cover	Arm	Gun	Castor Wheel	Wheel Bracket	Hose	Handle Upper + Handle Pin	Handle Lower+ Handle Pin
SC140	Cover ID	Nozzles						
0207002022	mm	Length						
0207002012		M or F						
BAR1200 old	85.419.012 \$48		85.400.066 \$28	n/a	n/a	85.214.012 \$25		
BAR1200 new	85.419.012 \$48	85.791.031 2 250 \$53	85.400.066 \$28			85.214.012 \$25		
BAR1400	85.403.014-02 340mm	85.403-014 -02 \$26						
BAR1500								
R1500 Spinner	85.403.014-02 340mm							(▼cc 234mm)
BAR1600Y old	85.419.021 390 \$96	85.791.009 2 325 F \$48	85.202.115 \$70	85.790.029 \$29	85.419.037 \$55	DN1037 \$69	85.419.044 79	85.419.042 72
BAR1600Y new	85.419.021 390 \$96	85.791.032 2 325 F \$68	85.202.115 \$70	85.790.029 \$29	85.419.037 \$55	DN1037 \$69	85.792.001 84	85.792.008 72
BAR1600B		85.791.009 2 325 M \$47	85.202.115 \$70					(▲cc 280mm)
BAR1800	85.419.019 430 \$96	85.791.007 2 355 \$55	85.202.115 \$70	85.790.029 \$29	85.419.046 \$15		85.419.041 88	85.419.040 82
000WAW Old	85.419.020Y 470 \$96	85.791.013 2 430 M \$79	85.202.011CH \$87	85.790.029 \$29		DN1037 \$69	85.419.033AG 84	85.419.032AG 124
000WAW New	85.792.005 530 \$96	85.792.007 2 500 M \$55	AC7501** \$80	85.790.029 \$29		DN1037 \$69	85.792.002 84	85.792.001 84
BAR2000L	85.419.020Y 470 \$96	85.791.013 2 430 M \$79	85.419.033C* \$112	85.790.029 \$29		DN1037 \$69	85.419.033C 112	
2000B Comet				85.790.029 \$29			85.792.001 84	85.792.001 84
R2000B Mitrn	DF5029 540 \$129	DF2029 2 520 M \$79	85.202.065 \$87			DN1037 \$69	DF4040	DF4041
Spinner21			SSC24GunAssy	SSC21 Whee \$33		▲ was 85.238.057		
BAR2200	85.419.013 505 \$199	85.791.029 2 480 M \$41	85.202.116 \$104	85.790.029 \$29	85.419.045 \$96		85.419.039 176	85.419.038 189
2000Snew	85.419.020S 510 \$243	85.791.010S 3 215 \$142	85.202.115 \$70	85.790.029 \$29	85.419.037 \$55		85.419.036 176	85.419.035 99
2000SAnew	85.419.020S 510 \$243	85.792.017 2 500 \$77	85.202.115 \$70	85.790.029 \$29	85.419.037 \$55		85.419.036 176	85.419.035 99
Spinner24			SSC24GunAssy	SSC24Wheel \$34				
BAR2400S old	85.419.024S 600 \$639	85.791.010S 3 245 \$142	85.202.115 \$70	85.790.029 \$29	85.419.037 \$55		85.419.036 176	85.419.035 99
BAR2400S new	85.792.014 \$poa	85.792.038 3 305 \$159	AC7501				85.792.018	85.419.048
			* Linear (supply whole top half ** also need 85.791.020K				Handle Pin x 1 (short) 85.419.102 \$6	Handle Pin x 2 (long) 85.419.103 \$11
78.930		82.683 2 99 C		80.967 \$80				
78.235								
78.237			Gun identification					
78.242				80.967 \$80				
80.764		82.941 (C) \$161	Pole OD to fit:	80.956 \$62				
80.765		82.947 (C) \$299	85.202.114 43mm	80.956 \$62				
80.751		82.946 (C) \$161	85.202.115 32mm	80.917 \$186				
80.752		82.943 (C) \$156	85.202.116 48mm	80.912 \$186				
80.754		82.942 (C) \$poa	85.202.119 50mm					
80.755		82.943 (C) \$156						
		Old Aussie arm with female inlet rather than male						
		125 85.791.011 \$79						

### 20" WAW LINEUP 2016 August



BAR2000WAW - Old  
MBE-2000-WAWY



BAR2000WAWN - New  
MMAW-20Y



BAR2000WAWB - Black  
AW-7020-8003

Prices exclude GST and Freight and are subject to change without notice.



# Fittings





## M22 Screw Type

### M22 NIPPLES - PREMIUM PA

Outlet: M22 x 1.5M Standard 14mm pin Pressure to 3600 Psi Flow to 40 l/min.

#### Nipples A

A M22 Nipple	A M22 Nipple	A M22 Nipple	A M22 Nipple	A M22 Nipple	A M22 Nipple	A M22 Nipple
B 1/8" Bsp F	B 1/4" Bsp M	B 1/4" Bsp F	B 3/8" Bsp M	B 3/8" Bsp F	B 1/2" Bsp M	B 1/2" Bsp F
145 26.0029.31 List \$11	145 26.0051.31 List \$11 (25)	145 26.0002.31 List \$12(25) 🐛	145 26.0030.31 List \$12 (25) 🐛	145 26.0031.31* List \$13 (25) 🐛	145 26.0032.31 List \$13	145 26.0033.31 List \$15

\*Stainless 26.0235.51 \$22

#### O RINGS FOR M22 & M24 COUPLINGS

	10.3109.95	O Ring	AR1 14mm	\$3
	10.4010.01	Back Up Ring	AR 5 (by2)	\$4
	85.400.120	Kit (all above)		\$2
	10.3109.96	O Ring	AR1 15mm	\$5
	30.3110.10	O Ring		\$4
	10.4011.01	Back Up Ring	AR 9 (by2)	\$4

### M22 NIPPLES - STANDARD Mecline

Outlet: M22 x 1.5M Standard 14mm pin Pressure to 3600 Psi Flow to 40 l/min.

#### Nipples A

B 1/4" Bsp M	B 1/4" Bsp F	B 3/8" Bsp M	B 3/8" Bsp F	B 1/2" Bsp M	B 1/2" Bsp F
155 0212003650 List \$10 D	155 0212003630 List \$11 D	155 0212003640 List \$11 (D)	155 0212003620 List \$11 D	155 0212003610 List \$11 D	155 0212003600 List \$11 D

### M22 NIPPLES - Standard BE

Outlet: M22 x 1.5M Standard 14mm pin Pressure to 3600 Psi Flow to 40 l/min.

#### Nipples A

B 1/8" Bsp F	B 1/4" Bsp M	B 1/4" Bsp F	B 3/8" Bsp M	B 3/8" Bsp F	B 1/2" Bsp M	B 1/2" Bsp F
145 26.0029.31X List \$8	145 26.0051.31X List \$8 (25)	145 26.0002.31X List \$8(25)	145 26.0030.31X List \$8 (25)	145 26.0031.31X List \$8 (25)	145 26.0032.31X List \$8	145 26.0033.31X List \$11

## M22 Screw Type

### M22 COUPLINGS - PREMIUM PA

#### Couplings B (3 Piece, Non Rotating or Rotating Pin)

Couplings B (3 Piece, Non Rotating or Rotating Pin)						
A M22 Coupling	A M22 Coupling	A M22 Coupling	A M22 Coupling	A M22 Coupling	A M22 Coupling	A M22 Coupling
B 1/8" Bsp M	B 1/4" Bsp M	B 1/4" Bsp F	B 3/8" Bsp M	B 3/8" Bsp F	B 1/2" Bsp M	B 1/2" Bsp F
Non Rotating Pin						
145 26.0250.05 List \$2 (D25)	145 26.0250.30 List \$23 (D25)	145 26.0250.20 List \$22 (D25) 🧡	145 26.0250.50 List \$23 (D25) 🧡	145 26.0250.40 List \$24 (D25) 🧡	145 26.0250.70 List \$25 (D25)	145 26.0250.60 List \$28 (D25)
*Stainless 26.0230.40 \$41 D						
Rotating Pin						
	145 26.0250.31 List \$28 (25)	145 26.0250.21 List \$28 (25)	145 26.0250.51 List \$28 (25)	145 26.0250.41 List \$28 (25)	145 26.0250.71 List \$29 (25)	
2 Piece - Non Rotating Pin						
145 26.0150.05 List \$19	145 26.0150.30 List \$17	145 26.0150.20 List \$15	145 26.0150.40 List \$17	145 26.0150.31 List \$15	145 26.9952.98 List \$20	

### M22 COUPLINGS - STANDARD Meccline

#### Couplings

Couplings						
A M22 Coupling	A M22 Coupling	A M22 Coupling	A M22 Coupling	A M22 Coupling	A M22 Coupling	A M22 Coupling
B 1/4" Bsp M	B 1/4" Bsp F	B 3/8" Bsp M	B 3/8" Bsp F	B 1/2" Bsp M	B 1/2" Bsp M	B 1/2" Bsp F
Non Rotating Pin						
Old number	155 0212003550	155 0212003530	155 0212003540	155 0212003520	155 4100400000	155 4100400001
New number	155 3003.02 List \$19 D	155 3003.03 List \$21 D	155 3003.04 List \$22	155 3003.05 List \$19	List \$19	List \$28

### M22 COUPLINGS - Standard BE

#### Couplings

Couplings						
A M22 Coupling	A M22 Coupling	A M22 Coupling	A M22 Coupling	A M22 Coupling	A M22 Coupling	A M22 Coupling
B 1/4" Bsp M	B 1/4" Bsp F	B 1/4" Bsp F	B 3/8" Bsp M	B 3/8" Bsp F	B 1/2" Bsp M	B 1/2" Bsp F
Non Rotating Pin						
145 26.0250.05X List \$15 (25)	145 26.0250.30X List \$12 (25)	145 26.0250.20X List \$15 (25)	145 26.0250.50X List \$15 (25)	145 26.0250.40X List \$15 (25)	145 26.0250.70X List \$16 (25)	145 26.0250.60X List \$17 (25)

## M22 Screw Type

### M22 NIPPLES - EXTENDED (AR5)

Outlet: M22 x 1.5M Extended 14mm pin Pressure to 3600 Psi Flow to 40 l/min.

#### Nipples A

M22 Nipple	M22 Nipple	M22 Nipple	M22 Nipple	
1/4" Bsp M	1/4" Bsp F	3/8" Bsp M	3/8" Bsp F	
145 26.1020.31 List \$13	145 26.1032.31 List \$14 🚚	145 26.1019.31 List \$14	145 26.1037.31 List \$15 🚚	

#### O RINGS FOR M22 & M24 COUPLINGS

	10.3109.95	O Ring		\$3
	10.4010.01	Back Up Ring	AR1 14mm AR 5 (by2)	\$4
	85.400.120	Kit (all above)		\$2
	10.3109.96	O Ring	AR1 15mm	\$5
	30.3110.10	O Ring		\$4
	10.4011.01	Back Up Ring	AR 9 (by2)	\$4

## M22 Adaptors

#### M22 Connectors (Standard 14mm Pin)

Outlet: M22 x 1.5M Standard 14mm pin Pressure to 3600 Psi Flow to 40 l/min.

Nipple Premium	Nipple + Knob	Nipple Budget	Coupling	Socket	Adaptor	QC Adaptor
A	A	A	A	A	A	A
M22 Nipple	M22 Nipple	M22 Nipple	M22 Coupling	M22 Socket	M22 Nipple	M22 Coupling
B	B	B	B	B	B	B
M22 Nipple	M22 Nipple	M22 Nipple	M22 Coupling	M22 Socket	M22 Female	QC Plug 3/8
145 26.0005.31 \$13 145 26.0005.31X \$7	145 26.0055.00 List \$32	155 0212003660 List \$13	125 85.300.146 List \$16	147 24.0403 disc.	155 0115712020 List \$24	125 85.300.142 List \$14

#### M22 with 15mm to 14mm pin options

## M22 15mm to 14mm pin options

M22 15mm Coupling

M22 14mm Coupling

M22 15mm Coupling



M22 14mm Nipple

M22 15mm Nipple

M22 14mm Nipple

125 85.300.159 List \$15	125 85.300.160 List \$16		145 26.0281.00 List \$33	
-----------------------------	-----------------------------	--	-----------------------------	--



## M22 Screw Type

### M22 COUPLINGS - EXTENDED (AR5)

#### Couplings B (3 Piece, Non Rotating or Rotating Pin)

Couplings B (3 Piece, Non Rotating or Rotating Pin)					
A M22 Coupling	A M22 Coupling	A M22 Coupling	A M22 Coupling	A M22 Coupling	A
B 1/4" Bsp M	B 1/4" Bsp F	B 3/8" Bsp M	B 3/8" Bsp F	B 3/8" Bsp F	
Non Rotating Pin					
145 26.1034.50 List \$26 D 🚚	145 26.1034.20 List \$26	145 26.1034.00 List \$25	145 26.1033.00 List \$26	145 26.1029.00 List \$18	

## M22 Npt Thread

### M22 NPT THREAD

Outlet: M22 x 1.5M Standard 14mm pin Pressure to 3600 Psi Flow to 40 l/min.

A M22 Coupling	A M22 Coupling	A M22 Coupling	A M22 Coupling	A M22 Nipple	A M22 Nipple	A M22 Nipple	A M22 Nipple
B 1/4" Npt M	B 3/8" Npt M	B 1/4" Npt F	B 3/8" Npt F	B 1/4" Npt M	B 3/8" Npt M	B 1/4" Npt F	B 3/8" Npt F
125 85.300.135 List \$12	125 85.300.136 List \$12	125 85.300.124 List \$12	125 85.300.125 List \$12	125 85.300.132 List \$12	125 85.300.133 List \$poa	125 85.300.126 List \$12	125 85.300.127 List \$12

## M22 15mm pin

### M22 WITH 15MM PIN




Outlet: M21 x 1.5M Standard 14mm pin Pressure to 3600 Psi Flow to 40 l/min.


#### AR1 - 15mm Pin (suits many non standard or K machines)

M22 Nipple 15mm	M22 Nipple 15mm	1/2" Bsp M 15mm	1/2" Bsp F 15mm	M22 Coupling 15mm	M22 Coupling 15mm	M22 Coupling 15mm	M22 Coupling 15mm	M22 Coupling 15mm
1/4" Bsp F	3/8" Bsp F	1/4" Bsp F	1/4" Bsp F	1/4" Bsp F	Nipple 14mm	Nipple 14mm	3/8" Bsp F	3/8" Bsp M
165 40-BAR05 List \$15	165 40-BAR06 List \$15	145 26.0113.31 List \$32	145 26.0110.20 List \$21	145 26.9152.98 List \$23	125 85.300.159 List \$15	145 26.0281.00 List \$33	145 26.0281.40 List \$36	145 26.0281.50 List \$29

Prices exclude GST and Freight and are subject to change without notice.

## M22 Screw Type (Ultra High Psi)

					M22 Higher Pressure							
M24 - Standard AR8					M24 - Extended AR9				M24 Couplings & Nipples - 10,000Psi			
												
<ul style="list-style-type: none"> <li>▶ Outlet: M24 x 1.5M Std - 14mm pin</li> <li>▶ Pressure to 5100 Psi (max 5650)</li> <li>▶ Flow to 30 l/min.</li> </ul>					<ul style="list-style-type: none"> <li>▶ Outlet: M24 x 1.5M Ext - 15mm pin</li> <li>▶ Pressure to 8700 Psi (max.9500psi )</li> <li>▶ Flow to 81 l/min.</li> </ul>							
Inlet	Part #	List	Part #	List	Part #	List	Part #	List				
1/4" Bsp F	145 26.0630.20	\$22	145 26.0615.20	\$35					1/4" F			
1/4" Bsp M			145 26.0650.30	\$35					148 200740504 \$79 148 200741504 <b>\$51</b>			
3/8" Bsp F	145 26.0630.40	\$22			145 26.0940.40	\$55	145 26.0950.40	\$99	3/8" M			
3/8" Bsp M	145 26.0630.50	\$22	145 26.0650.50	\$37	145 26.0940.50	\$55	145 26.0950.50	\$119	148 200740501 <b>\$79</b> 148 200741501 <b>\$51</b>			
1/2" Bsp M					145 26.0940.70	\$55	145 26.0950.70	\$120	3/8" F			
M24					145 26.0940.80	\$55			148 200740502 <b>\$103</b> 148 200741502 <b>\$51</b>			
									1/2" M			
									148 200740503 <b>\$103</b> 148 200741503 <b>\$51</b>			

M22 Couplings			
			
M22 F Stainless	M22 M Stainless		
148 561 39 1/4" F <b>\$57</b>	148 561 49 1/4" M <b>\$49</b>		
148 561 59 3/8" F <b>\$57</b>	148 561 69 3/8" M <b>\$49</b>		

M22 Nipples			
			
M22 M Stainless	M22 F Stainless		
148 565 39 1/4" M <b>\$25</b>	148 565 29 1/4" F <b>\$32</b>		
148 565 59 3/8" M <b>\$31</b>	148 565 49 3/8" F <b>\$32</b>		
148 565 69 1/2" M <b>\$31</b>			
148 569 59 M22 <b>\$31</b>			

## M21 Screw Type

M21 Nipples						
▶ Outlet: M21 x 1.5M Standard 14mm pin ▶ Pressure to 3600 Psi ▶ Flow to 40 l/min.						
Nipples A						
B	B	B	B	B	B	B
1/8" F	1/4" M	1/4" F	3/8" M	3/8" F	1/2" Bsp M	1/2" Bsp F
A M21 Nipple B 1/8" Bsp F	A M21 Nipple B 1/4" Bsp M	A M21 Nipple B 1/4" Bsp F	A M21 Nipple B 3/8" Bsp M	A M21 Nipple B 3/8" Bsp F	A M21 Nipple B M18 1.5mm	A M21 Nipple B 1/2" Bsp F
145 26.0043.31	145 26.0044.31	145 26.0045.31	145 26.0046.31	145 26.0047.31	145 26.0065.31	145 26.0049.31
List \$9	List \$11	List \$12	List \$13 D	List \$11	List \$16	List \$14

M21 Couplings					
Couplings B (3 Piece, Non Rotating or Rotating Pin)					
B	B	B	B	B	
1/4" M	1/4" F	3/8" M	3/8" F	1/2" Bsp M	
A M21 Coupling B 1/4" Bsp M	A M21 Coupling B 1/4" Bsp F	A M21 Coupling B 3/8" Bsp M	A M21 Coupling B 3/8" Bsp F	A M21 Coupling B 1/2" Bsp M	
Non Rotating Pin					
145 26.0270.30	145 26.0270.20	145 26.0270.50	145 26.0270.40	145 26.0270.41	
List \$22	List \$25	List \$25	List \$28	List \$38	
2 Piece - Non Rotating Pin					
145 26.0155.30	145 26.1028.00	145 26.1035.00			
List \$poa	List \$18	List \$20			
2 Piece - Rotating "Stainless" Pin					
		145 26.1025.00			
		List \$poa			





## AR7 Screw Type

Other Couplings				
AR7 - 1/2" 11mm Pin			M27	
Nipple "A"			Coupling "B"	
Outlet: 1/2" Bsp M - 11mm pin Pressure to 3650 Psi (max 4050) Flow to 40 l/min.				
Outlet: M27 x 2 Garden Thread Pressure to 1900 Psi Flow to 30 l/min. 1/4" F				
Inlet	Part #	List	Part #	List
1/4" Bsp M	145 26.0700.30	\$11	145 26.0750.30	\$23 D
1/4" Bsp F	145 26.0700.20	\$11	145 26.0750.20	\$23 D
3/8" Bsp M	145 26.0700.50	\$16	145 26.0750.50	\$23 D
3/8" Bsp F	145 26.0700.40	\$17	145 26.0750.40	\$26 D

A M27 Male		A M27 Female	
B 1/4" Bsp F		B 1/4" Bsp F	
145 26.0450.00		145 26.0460.00	
List \$12		List \$15	

Quick Coupling - MVG								
Rated Pressure : 3600 Psi Permissible Pressure : 4060 Psi Rated Flow : 40 l/min Rated Temp : 150°C Nipple and Pin Material : Zinc Plated Brass Knob Material : Plastic Coupling Thread : 1/2" BSP								
	Inlet	Model	Inlet	Model	Inlet	Model	Inlet	Model
	G 3/8 F	MVG 6	G 1/4 F	MVG 7	G 3/8 M	MVG 8	G 1/4 M	MVG 9
	0212000020 \$poa		0212000030 \$poa		0212000040 \$poa		0212000050 \$poa	

Quick Coupling - Nipples - MVG								
Rated Pressure : 3600 Psi Permissible Pressure : 4060 Psi Rated Flow : 40 l/min Rated Temp : 150°C Nipple and Pin Material : Zinc Plated Brass Knob Material : Plastic Coupling Thread : 1/2" BSP								
	Inlet	Model	Inlet	Model	Inlet	Model	Inlet	Model
	G 3/8 F	MVG 6	G 1/4 F	MVG 7	G 3/8 M	MVG 8	G 1/4 M	MVG 9
	0212000120 \$poa		0212000130 \$poa		0212000140 \$poa		0212000150 \$poa	

## Quick Connect Type

Quick Connects 1/4"						
Coupler "B" - Quick Connect for 1/4" Npt Plug						
A	A	A	A	A	A	A
A QC 1/4" Coupling	A QC 1/4" Coupling	A QC 1/4" Coupling	A QC 1/4" Coupling	A QC 1/4" Coupling	A QC 1/4" Coupling	A QC 1/4" Coupling
EZ Rubber Grip protects from the hot and the cold						
B	B	B	B	B	B	B
1/4" Npt F	1/4" Npt F	1/4" Npt F	1/4" Npt F	1/4" Npt F	1/4" Npt M	1/4" Npt M
Brass To 2500 Psi	Brass "Snap Sleeve" To 2500 Psi	Brass To 2000 Psi	Brass/SS To 3000 Psi	Stainless To 5000 Psi	Brass To 2500 Psi	Stainless To 5000 Psi
125 85.300.192	125 85.300.202	125 85.300.102	125 85.300.114	125 85.300.102S	125 85.300.197	125 85.300.107S
List \$16	List \$19	List \$11	List \$15	List \$23 (50)	List \$14 (D25)	List \$26 D

Retail Package  
125 85.300.102SP \$24

Quick Connect 3/8" Bsp					
QC 3/8" Coupling	QC 3/8" Coupling	QC 3/8" Coupling	QC 3/8" Coupling	QC 3/8" Coupling	QC 3/8" Coupling
1/4" Bsp F	1/4" Bsp M	1/4" Bsp F	3/8" Bsp F	3/8" Bsp M	1/2" Bsp F
Stainless to 5000 Psi		Nickel Plated Brass to 4050 Psi			
125 85.301.103S	125 85.301.108S	145 26.2010.20	145 26.2010.10 \$33	145 26.2010.00	145 26.2010.30
List \$29 (D25)	List \$29 (D25)	List \$33 (D25)	145 26.2010.10X \$19	List \$34 (25)	List \$33

Quick Connect 3/8" to M22 Coupling QC 3/8" Coupling
M22 Coupling Brass to 4050 Psi
85.301.203 Coupler \$22
85.300.143 Nipple \$22

NEW

NEW



NEW

Quick Connect 3/8" Npt						
A	A	A	A	A	A	A
B	B	B	B	B	B	B
3/8" Npt F	3/8" Npt F	3/8" Npt F	3/8" Npt M	3/8" Npt M	3/8" Npt M	3/8" Npt M
A QC 3/8" Coupling B 3/8" Npt F	A QC 3/8" Coupling B 3/8" Npt F	A QC 3/8" Coupling B 3/8" Npt F	A QC 3/8" Coupling B 3/8" Npt M	A QC 3/8" Coupling B 3/8" Npt M	A QC 3/8" Coupling B 3/8" Npt M	A QC 3/8" Coupling B 3/8" Npt M
Brass to 3000 Psi	Brass to 3000 Psi	Stainless to 5000 Psi	Brass To 2500 Psi	Brass To 3000 Psi	Brass/SS To 3000 Psi	Stainless To 5000 Psi
125 85.300.115	125 85.300.193	125 85.300.103S	125 85.300.108	125 85.300.198	125 85.300.117	125 85.300.108S
List \$16	List \$14	List \$30 (50)	List \$12	List \$16	List \$29	List \$29

### BRASS WASHERS for Bsp



1/4"	147 39.0276 \$1
3/8"	147 39.0277 \$1
1/2"	147 39.0278 \$1

### DOWTY WASHERS for Bsp



1/4"	147 39.0280
3/8"	147 39.0281
1/2"	147 39.0282

### Quick Connect 3/8" to M22

QC 3/8" Coupling	QC 3/8" Coupling
M22 Coupling Brass to 4050 Psi	M22 Nipple Brass to 4050 Psi
125 85.301.203 \$22	125 85.300.143 \$19



## Quick Connect Type

Plug "A" - Plug for 1/4" Npt QC		Quick Connects 1/4"				Commonly used for QC Nozzles
		Quick Connector & Plug - 1/4" Bsp				
A	A	A	A	A	A	
A QC 1/4" Plug	A QC 1/4" Plug	QC 1/4" Coupling	QC 1/4" Coupling	QC 1/4" Plug	QC 1/4" Plug	
B	B	B	B	B	B	
1/4" Npt F	1/4" Npt M	1/4" Bsp F	1/4" Bsp F	1/4" Bsp M	1/4" Bsp M	
Stainless to 5000 Psi	Stainless to 5000 Psi	Nickel Plated Brass to 4050 Psi	Stainless to 5000 Psi	"Short" SS to 5000 Psi	SS to 5000 Psi	
125 85.300.101S	85.300.109S	145 26.2060.00 \$26	125 85.301.102S \$23	HT8MSF-A	165 HT8M-A	
List \$10 (50)	List \$9 (50)	145 26.2060.00X \$18		List \$19 C	List \$18 C	

Quick Connect 3/8" Bsp					Commonly used on Hose Fittings
A	A	A	A	A	
A QC 3/8" Plug	A QC 3/8" Coupling	A QC 3/8" Coupling	A QC 3/8" Plug	A Garden Plug	
B 1/4" Bsp F	B 3/8" Bsp F	B 3/8" Bsp M	B 1/2" Bsp M	B M27 Thread	
Nickel Plated Brass to 4050 Psi	Nickel Plated Brass to 4050 Psi	Nickel Plated Brass to 4050 Psi	Nickel Plated Brass to 4050 Psi	Fits between pump/garden hose	
145 26.2016.61	145 26.2015.61 \$13 D25	145 26.2023.61 \$15 D25	145 26.2024.61	125 85.300.165	
List \$13 (D25)	145 26.2015.61X \$9 D25	145 26.2023.61X \$9 D25	List \$15 (D25)	List \$7	

Quick Connect 3/8" Npt			
A	A	A	A
A QC 3/8" Plug	A QC 3/8" Plug	A QC 3/8" Plug	A QC 3/8" Plug
B 3/8" Npt F	B 3/8" Npt F	B 3/8" Npt M	B 3/8" Npt M
H Steel to 3000 Psi	Stainless to 5000 Psi	H Steel to 3000 Psi	Stainless to 5000 Psi
125 85.300.104H	125 85.300.104S	125 85.300.105H	125 85.300.105S
List \$4	List \$13	List \$4	List \$13

### O RINGS



Replacement O Rings

	Single (1)	Bubble packed (4)	Bulk (Q100)
1/8"	85.309.183C \$0.18	85.309.183C P \$0.36	85.309.183C B \$15
1/4" B110 NBR	85.309.102C \$0.14	85.309.102C P \$0.28	85.309.102C B \$15
1/4" B110 Viton	85.309.102V \$0.90	85.309.102V P \$1.80	85.309.102V B \$35
3/8" B112 NBR	85.309.103C \$0.30	85.309.103C P \$0.60	85.309.103C B \$15
3/8" B112 Viton	85.309.103V \$0.69	85.309.103V P \$1.40	85.309.103V B \$45
1/2" Viton	85.309.153V \$0.59	85.309.153V P \$1.20	85.309.153V B \$45

#### Replacement O Ring

ARS250 1 x 10.3177.00 (2.62mm x 12.37) \$1 Material: NBR



ARS220 1 x 10.3182.00 (2.62mm x 17.96) \$2 &  
2 x 10.3185.00 (2.62 x 20.29mm) \$2 Material: NBR

ARS350 1 x 10.3181.95 (2.62mm x 17.86) \$4 &  
2 x 10.3195.10 (2.62 x 20.29mm) \$6 Material: Viton

## Quick Connect Type - 3 O Ring

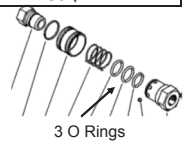
Quick Connect 1/8" Npt Thread	
Coupler "B" - Quick Connect for 1/8" Plug	Plug "A" - Quick Connect for 1/8" Plug
<p>A QC 1/8" Coupling</p>  <p>B 1/8" Npt F Brass to 2500 Psi 125 85.300.183 List \$9</p>	<p>A QC 1/8" Coupling</p>  <p>B 1/8" Npt M Brass to 2500 Psi 125 85.300.187 List \$9</p>
	<p>A QC 1/8" Plug</p>  <p>B 1/8" Npt M Hardened Steel to 2500 Psi 125 85.300.185H List \$2</p>

Quick Couplings - 8700Psi	
QC Coupling	QC Plug
 <p>1/4" F Stainless 148 200045605 List \$99</p>	 <p>1/4" F Stainless 148 040005468 List \$46</p>

O Rings						
						
Replacement O Rings						
	Single (1)	Bubble packed (4)		Bulk (Q100)		
1/8"	85.309.183C \$0.18	85.309.183C P \$0.36	85.309.183C B \$15			
1/4" B110 NBR	85.309.102C \$0.14	85.309.102C P \$0.28	85.309.102C B \$15	ARS250 1 x 10.3177.00 (2.62mm x 12.37) \$1 Material: NBR		
1/4" B110 Viton	85.309.102V \$0.90	85.309.102V P \$1.80	85.309.102V B \$35	ARS220 1 x 10.3182.00 (2.62mm x 17.96) \$2 & 2 x 10.3185.00 (2.62 x 20.29mm) \$2 Material: NBR		
3/8" B112 NBR	85.309.103C \$0.30	85.309.103C P \$0.60	85.309.103C B \$15	ARS350 1 x 10.3181.95 (2.62mm x 17.86) \$4 & & 2 x 10.3195.10 (2.62 x 20.29mm) \$6 Material: Viton		
3/8" B112 Viton	85.309.103V \$0.69	85.309.103V P \$1.40	85.309.103V B \$45			
1/2" Viton	85.309.153V \$0.59	85.309.153V P \$1.20	85.309.153V B \$45			

## Quick Connect Type

3 O Ring - Bsp to 3650 Psi ARS220		3 O Ring - Bsp to 5650 Psi ARS350		3 O Ring - Npt to 5650 Psi	
A QC 1/2" Plug	A QC 1/2" Coupling	A QC 1/2" Coupling	A QC 1/2" Plug	A QC 1/2" Coupling	A QC 1/2" Plug
B	B	B	B	B	B
3/8" Bsp F	3/8" Bsp F	3/8" Bsp F	3/8" Bsp F	3/8" Npt F	3/8" Npt F
Nickel Plated Steel to 3650 Psi	Nickel Plated Steel to 3650 Psi	Stainless Steel to 5650 Psi	Stainless Steel to 5650 Psi	Stainless Steel to 5650 Psi (50l/min)	Stainless Steel to 5650 Psi (50l/min)
145 26.2030.00	145 26.2035.61	145 26.2050.00 \$69	145 26.2035.51 \$31	125 85.300.155S	125 85.300.154S
List \$42 D	List \$15	145 26.2050.00X \$29	145 26.2035.51X \$15	List \$27	List \$12
		145 26.2050.20 1/4"F \$69	145 26.2045.51 1/4"M \$30		
		145 26.2050.25 1/4"M \$79			



Quick Connect - 1/2" Npt Thread				Quick Connect - 1/2" Npt Thread	
Coupler "B" - Quick Connect for 1/2" Plug				Plug "A" - Quick Connect for 1/2" Plug	
A QC 1/2" Coupling	A QC 1/2" Coupling	A QC 1/2" Coupling	A QC 1/2" Coupling	A QC 1/2" Plug	A QC 1/2" Plug
B	B	B	B	B	B
1/2" Npt F	1/2" Npt F	1/2" Npt F	1/2" Npt M	1/2" Npt F	1/2" Npt M
Brass to 3000 Psi	Stainless to 5000 Psi	Brass to 3000 Psi	Stainless To 5000 Psi	Stainless Steel to 5000 Psi	Stainless Steel to 5000 Psi
125 85.300.153	125 85.300.153S	125 85.300.152	125 85.300.152S	125 85.300.151S	125 85.300.150S
List \$33	List \$39	List \$23	List \$42	List \$19	List \$19

"Food Grade" QC Coupling - ARS178 & 178L			
Stainless Quick Couplers designed for the food industry - Viton seals, large 12mm internal passage & 17.8mm Pin			
		A 	A 
Inlet: See below	Inlet: See below	Inlet: See below	Inlet: See below
Outlet: QC B	Outlet: QC B	Outlet: QC A	Outlet: QC A
Flow: 50 l/min.,	Flow: 50 l/min.,	Flow: 50 l/min.,	Flow: 50 l/min.,
Pressure: 3650 Psi (4050max.)	Pressure: 3650 Psi (4050max.)	Pressure: 3650 Psi (4050max.)	Pressure: 1825 Psi (2025max.)
Temp. 90°C	Temp. 90°C	Temp. 90°C	Temp. 90°C
Material: SS with Viton Seals	Material: SS with Viton Seals	Material: Hardened Stainless	Material: Austempered SS
	145 26.2500.10 3/8" BspF \$64	145 26.2520.00 1/4" BspF \$21	145 26.2530.00 1/4" BspF \$21
	145 26.2500.30 1/2" BspF \$75	145 26.2520.10 3/8" BspF \$22	145 26.2530.10 3/8" BspF \$21
	145 26.2500.40 1/2" BspM \$65	145 26.2520.30 1/2" BspF \$28	145 26.2530.30 1/2" BspF \$29
		145 26.2520.40 1/2" BspM \$28	145 26.2530.40 1/2" BspM \$29



## Special Adaptors

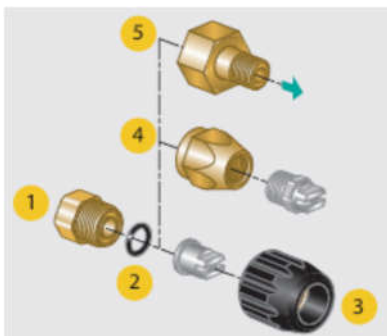
AES25 P GERNI/WAP Couplers						KW Fittings				GERNI/WAP Adaptors- Budget			
						<b>GERNI/WAP Couplers</b> Coupler between gun and lance - Gerni / WAP style -Rated to 3650 Psi				<b>GERNI/WAP Adaptors- Budget</b> Commando AR3 Rated: 40 l/min. / 3650 Psi / 150°C			
Part #	Ref.	Inlet	Material	Psi (max.)	List	Part #	Type	Inlet	List	Part #	Type	Inlet	List
26.2440.60	B	1/4" Bsp M	Stainless	5100	\$105D	26.2400.00	B	1/4" Bsp F	\$64	0212006150	B	1/4" Bsp M	\$37
26.2450.51	A1	1/4" Bsp F MM	Stainless	5100	\$35D	26.2400.60	B	1/4" Bsp M	\$73	0121720120	A	1/4" Bsp F	\$25
26.2451.51	A2	1/4" Bsp F MM	Stainless	5100	\$39D	26.2450.51	A	1/4" Bsp F	\$poa				

Bayonet Fitting - K+M22X1.5			Bayonet Fittings				Bayonet Fittings			
			<b>Specs:</b> Pressure: 3600 Psi (max.) Flow: 30/min Temp: 90°C Inlet: 1/4" Bsp F				<b>Specs:</b> Pressure: 1750 Psi (max.) Flow: 30/min Temp: 90°C Inlet: 1/4" Bsp F			
Part #	Inlet	List	Part #	Type	List	Part #	Type	List	Type	List
147 24.0498	M22x1.5 F	\$29	155 0121700070	B	\$13	145 26.0605.00	A	\$16	KW	\$16
147 24.0499	M22x1.5 M	\$29								

Crimp Nipple			
Plug - Zinc Plated 03 & 04 148 316 95 DN=6mm <b>\$6</b> 148 316 98 DN=8mm <b>\$6</b>		Plug - Zinc Plated 03 & 04 148 316 951 8 DN=6mm <b>\$7</b>	
Swivel 10mm Stainless 148 316 93 DN=6mm <b>\$34</b>		Swivel 11mm Stainless 148 316 94 DN=6mm <b>\$37</b> 148 316 96 DN=8mm <b>\$33</b>	

Quick Screw
M22 Brass to 5800 Psi 148 319 231 Diam17.3mm <b>\$6</b>

### NOZZLE HOLDER KIT



Part #	Description	List
148 010 000 043 1	Nozzle Holder Entry: 1/4" BSP F - Outlet: M18F K	\$5
148 790 25 2	Spare O Ring	\$1
148 519 60 3	Nozzle Protector M18F	\$6
148 519 40 4	Nozzle adaptor Entry: M18F K Outlet: 1/4" BSP F	\$9
148 519 70 5	2 Piece Adaptor 1/4" M / 1/8" F	\$9
148 5196 601	Full Kit (excludes nozzle)	\$27

## Special Adaptors "K" Series

K Fittings Hose Adaptors					
		Fit female end to Karcher lance. On male end, connect a standard BAR Turbo, or a coupling to fit Meg or QC Nozzle 			
► K 2000. Brass ► Inlet: K female ► Outlet: M22 M	► Turbo Adaptor Brass ► Inlet: M18 x1.5F ► Outlet: 1/4" BSP M	Fit to K lance	► M Thread 10mm ► Inlet: M Thread ► Outlet: 3/8" BSP M	► M Thread Plug ► Inlet: 3/8" male ► Outlet: M22 Plug	► M Thread solid ► Inlet: M22 male ► Outlet: M22 male
148 565 66 \$15	147 24.0460 \$16		148 559 9101 \$39	148 559 911 38 \$49	148 569 50 \$18

Quick Screw Couplings For System 2000 K						Insulated Knob, fits K Style		
148 560 302	148 561 302	148 561 402	148 561 502	148 561 602	148 568 25	Part #	Inlet	List
M22 X 1/4" M	M22 x 1/4" F	M22 x 1/4" M	M22 x 3/8" F	M22 X 3/8" M	M22 Nut X 3/8"	85.300.136	3/8" NptM	\$12
\$11	\$15	\$15 D	\$16 D	\$15 D	\$53	85.300.135	1/4" NptM	\$14
						85.300.125	3/8" NptF	\$14
						85.300.124	1/4" NptF	\$14

Hose Adaptors		
M Thread Plug 10mm	↑	
Plug 11mm	↓	
Part #	Description	List
148 316 951 0	M Plug 10mm	\$33
148 316 961 1	M Plug 11mm	\$61

K Coupler			
Part #	Type	Inlet	List
26.2300.00	B	1/4" BSP F	\$121
26.2350.51	A	1/4" BSP F	\$60
26.2360.51	A	1/4" BSP M	\$59

Crimp Nipple	
K style to crimp	K Style to 1/4" M
148 200 000 092 \$16	148 200 000 093 \$16

2017 new "K Lock: for K Series					
148 565 681	148 565 683	148 565 684	148 010 000 120	148 200 088 100	
Hose Adaptor M22x1.5 / K Lock	Hose Adaptor 3/8" M / K Lock	Hose Adaptor 3/8" F / K Lock	Use old K Nozzle on new Lance	Turbo Nozzle Adaptor 1/4" F / K Lock M	
\$19	\$19	\$19 D	\$23 D	\$28 D	

## Gun Exit Connections

Gun Exit Connections			
Connections for spray guns with coupling KW			
Plug KW : 1/4" F. SW 17. For lances with vented handle.	Plug KW : 1/4" F. SW 19. Plug for moulded handles	Plug KW : 1/4" F. SW 19. For moulded handles. Plug for aluminium washer	Aluminum washer for 1/4" F Diameter 11mm
<b>Part #</b> 160 187 1 \$40 \$47	<b>Part #</b> 040 001 255 \$47	<b>Part #</b> 040 001 248 \$43 \$poa	<b>Part #</b> VPE 781 130 841 100 \$poa

Plug KW : M21 M. Lances with quick screw coupling	Plug KW: M22 M. Lances with quick screw coupling	Plug KW : plug ST-45	Plug KW : M22 F	Plug KW 1/4" M	Plug KR Hobby Inlet: 1/4" F
<b>Part #</b> 559 101 \$44	<b>Part #</b> 559 103 \$32	<b>Part #</b> 559 102 \$48	<b>Part #</b> 559 104 \$36	<b>Part #</b> 040 001 256 \$39	<b>Part #</b> 040 001 209 \$19

Coupling KW for Spray Guns					
Coupling KW : 1/4" M. Brass	Coupling KW : 1/4" M. Stainless Steel	Coupling KW : 1/4" M. Stainless Steel	Coupling KW : M21 F. Brass	Coupling KW : M22 F. Brass	Coupling KW : M22 M. Brass
<b>Part #</b> 559 26 \$48	<b>Part #</b> 202 700 350 \$89	<b>Part #</b> 202 700 355 \$poa	<b>Part #</b> 559 261 \$46	<b>Part #</b> 559 262 \$46	<b>Part #</b> 559 263 \$poa

O-Ring
O-Ring for coupling KW
<b>Part #</b> 050 000 248



## Half Lance Exit Connections

Connections for hobby half lances						
Plug K : 1/4" F	Plug K : M22 F	Plug K : M22 M	Plug K : 1/4" F. Plastic with thread bass	Plug KW : 1/4" F	Plug KW : M22 F	Plug Aqua: 1/4" F
<b>Part #</b> 200 000 435 \$11	<b>Part #</b> 559 93 \$26	<b>Part #</b> 559 94 \$24	<b>Part #</b> 200 000 436 1/4" F \$11 559 201 M22 M \$poa	<b>Part #</b> 559 20 \$10	<b>Part #</b> 559 201 \$24	<b>Part #</b> 559 21 \$7

Bayonet KW : bayonet K	Bayonet KW : M22 M	Bayonet KW suitable Lavor, Annovi & Alto	Bayonet KW suitable Faip & Aqua	Plug : 1/4" F. Suitable Annovi	Plug Pro : 1/4" F	M22 F : M22 M. Suitable Servo-press
<b>Part #</b> 559 55 \$21	<b>Part #</b> 559 56 \$20	<b>Part #</b> 559 58 \$12	<b>Part #</b> 559 59 \$20	<b>Part #</b> 200 000 438 \$5	<b>Part #</b> 200 000 439 \$11	<b>Part #</b> 565 67 \$poa

Lance Bender
Stainless steel. Lance bender for 1/4" M lances without nozzle protector.
<b>Part #</b> 040 003 600 \$poa

Wall Mount
Stainless steel. Wall mount for Suttner high pressure guns with lances or twin lances.
<b>Part #</b> 040 002 055 600 \$poa

Lance Holder
Wall Mount for 3 lances 1/4"
<b>Part #</b> 020 000 970 \$4

Stainless Steel. Wall mount for 5 lances
<b>Part #</b> 040 003 830 \$60

## Foamer Connection Kits

KARCHER HD/HDS		
M22 Karcher HD	M22 Karcher HD	M22 Karcher HD
1/4" Bsp M	1/4" Bsp F	1/4" Bsp M
Brass To 4000 Psi	Brass To 3650 Psi	Brass To 3650 Psi
165 8.082.07 \$14	145 26.0250.20 \$23	145 26.0250.30 \$22

KARCHER BAYONET		
Bayonet Karcher Style	Bayonet Karcher Style	Bayonet Karcher Style
1/4" Npt M	1/4" Npt M	1/4" Npt F
Poly/Brass To 2550 Psi	Brass To 3650 Psi	Brass To 3650 Psi
165 8.082.01B \$8	145 26.0610.00 \$16	145 26.0606.00 \$16

M22		
A M22 Nipple	A M22 Nipple	A M22 Coupling
B 1/4" Bsp M	B 1/4" Bsp F	B 1/4" Bsp F
145 26.0051.31 List \$11 (25)	145 26.0002.31 List \$12(25)	145 26.0250.20 List \$22 (D25)

QUICK CONNECTS	
QC 1/4" Plug	QC 1/4" Coupling
1/4" Npt M	1/4" Bsp F
Stainless to 5000 Psi	Nickel Plated Brass to 4050 Psi
125 85.300.109S \$9	145 26.2060.00 \$26



LAVOR
Plug Lavor
1/4" Bsp F
Brass To 2550 Psi
145 26.0051.31 \$11
165 8.082.04 \$8

KRANZLE	
M22 Kranzle	M22 Kranzle
1/4" Bsp F	1/4" Bsp M
Brass To 3650 Psi	Brass To 3650 Psi
145 26.0051.31 \$11	145 26.0002.31 \$12

BOSCH
Bayonet Bosch/Black & Decker
1/4" Bsp M
Nylon/Brass To 2550 Psi
165 8.082.02 \$8

YILI
Bayonet Yili / Interskol
1/4" Bsp M
Nylon/Brass To 2550 Psi
165 8.082.03 \$8

## Foamer Connection Kits

KEW			
Plug kW	Plug kW	Plug kW	Coupling kW
1/4" Bsp M Stainless To 4000 psi	1/4" Bsp M Stainless To 4000 psi	1/4" Bsp F Stainless To 3650 psi	1/4" Bsp M Stainless To 3600 psi
148 040 001 256 \$poa	165 8.082.10 \$poa	155 0121720120 \$40	165 8.082.11 \$14



NILSFIK / ALTO / GERNI				
Bayonet Nilfisk/Alto	Bayonet Nilfisk/Alto	Bayonet Nilfisk/Alto	Bayonet Nilfisk/Alto	Bayonet Gerni
1/4" Bsp F Brass To 1750 Psi	1/4" Bsp M Brass To 2550 Psi	1/4" Bsp M Nylon / Brass To 2550 Psi	1/4" Bsp M Brass To 2250 Psi	1/4" Bsp F Brass
145 26.0605.00 \$16	165 8.082.05A \$16	165 8.082.05B \$9	165 8.082.15 \$12	148 200 000 439 \$19

NIPPLES		
1/4" Bsp M Tapered	1/4" Bsp F	1/4" Bsp M
1/4" Bsp M Tapered	1/4" Bsp F	1/4" Bsp M
Brass	Brass	Steel
165 03306002 \$4	165 02508319 \$4	165 8.082.16B \$2

COUPLER TO FOAMER EXTENSIONS	
1/4" Bsp M Tapered	1/4" Bsp M
1/4" Bsp M Tapered	1/4" Bsp M
Brass 69mm long	Brass 300mm long
145 26.0604.31 \$poa	145 41.0501.56 \$poa





## Crimp Nipples

Crimp Nipples							
Ø14 	Ø14 	Ø10 15,5 12 	Ø10 16,0 8 	Ø10 18,0 12 	Ø10 10 	Ø11 10 	Ø11 10 
For nut. Zinc-plated steel. Type 01.	For nut. Stainless steel. Type 02.	Plug. Zinc-plated steel. Type 03 & 04.	Plug. Brass. Type 03.	Plug. Zinc-plated steel. Type 03 & 04.	Swivel. Dia. 10mm. Stainless steel. Type 03 & 04.	Swivel. Dia. 11mm. Stainless steel. Type 03 & 04.	Swivel. Dia. 11mm. Zinc-plated steel. Type 03 & 04.
<b>Part #</b> <b>DN</b>	<b>Part #</b> <b>DN</b>	<b>Part #</b> <b>DN</b>	<b>Part #</b> <b>DN</b>	<b>Part #</b> <b>DN</b>	<b>Part #</b> <b>DN</b>	<b>Part #</b> <b>DN</b>	<b>Part #</b> <b>DN</b>
100 001 942 6	040 001 942 6	316 95        6	316 951      6	316 951 8    6	316 93        6	316 94        6	316 961      8
100 001 940 8	040 001 940 8	316 98        8				316 96        8	
100 001 944 0	040 001 944 10						
	040 001 945 12						
List        \$poa	List        \$poa	List        \$poa	List        \$poa	List        \$poa	List        \$poa	List        \$poa	List        \$poa
13,5 		Ø11 Ø16 	Ø11 Ø16 	Ø9,8 Ø14,2 			
For clip system. Zinc-plated steel.	Plug. Brass.	Plug. Brass.	Plug. Brass.	X-TRA. Brass.	Brass. Swivel.	Brass.	
<b>Part #</b> <b>DN</b>	<b>Part #</b> <b>DN</b>	<b>Part #</b> <b>DN</b>	<b>Part #</b> <b>DN</b>	<b>Part #</b> <b>DN</b>	<b>Part #</b> <b>DN</b>	<b>Part #</b> <b>DN</b>	
317 55        6	317 520 6    6	317 581      6	317 582      6	317 521 6    6	316 951 9    6	200 000 092 6	
List	List	List	List	List	List	List	

## TEMA Quick Connect - Valved

### TEMA Couplings & Plugs - Valved For Hydraulic Fluids

This Hydraulic Quick Release Self Sealing Coupling is designed for use with Hydraulic oils.  
AGA Approval No 4444 (except 1/8" version)

TEMA Coupling				TEMA Plug		Dust Plug	Dust Cap	O Ring Kit Nitrile 100°	O Ring Kit Viton 200°	
1/4"	3/8"	1/2"								
Nitrile Seal to 100°C				Nitrile Plug to 100°C						
Inlet										
1/8"	165 T2310	2900Psi	\$55 D	165 T2320	2900 Psi	\$24				
1/4"	165 T2510	6520Psi	\$45 D	165 T2520	6520 Psi	\$28	165 T2516	\$5	165 T2526	\$5
3/8"	165 T3810	5000Psi	\$82 D	165 T3820	5000 Psi	\$28	165 T3816	\$6	165 T3826	\$5
1/2"	165 T5010	4650Psi	\$79 D	165 T5020	4650 Psi	\$4	165 T5016	\$7	165 T5026	\$7
3/4"	165 T7510	4000Psi	\$125D	165 T7520	4000 Psi	\$72	165 T7516	\$8	165 T7526	\$8
1"	165 T10010	3625Psi	\$203D	165 T10020	3625 Psi	\$83	165 T10016	\$8	165 T10026	\$8
1 1/2"	165 T15010	2900Psi	\$699D	165 T15020	2900 Psi	\$429	165 T15016	\$59	165 T15026	\$59
2"	165 T20010		\$poaD	165 T20020		\$poa	165 T20016	\$poa	165 T20026	\$poa
							165 T2500PSN	\$7	165 T2500PSV	\$11
							165 T3800PSN	4	165 T3800PSV	\$11
							165 T5000PSN	\$5	165 T5000PSV	\$15
							165 T7500PSN	\$7	165 T7500PSV	\$12
							165 T10000PSN	\$9	165 T10000PSV	\$19
							165 T15000PSN	\$23	165 T15000PSV	\$33
							165 T20000PSN	\$poa	165 T20000PSV	\$33

### TEMA Unvalved option

#### QC Coupling - ARS178 & 178L

*Stainless Quick Couplers designed for the food industry  
Viton seals, large 12mm internal passage & 17.8mm Pin*

Inlet: See below Outlet: QC B Flow: 50 l/min., Pressure: 3650 Psi (4050max.) Temp. 90°C Material: SS with Viton Seals	Inlet: See below Outlet: QC A Flow: 50 l/min., Pressure: 3650 Psi (4050max.) Temp. 90°C Material: Hardened Stainless	Inlet: See below Outlet: QC A Flow: 50 l/min., Pressure: 1825 Psi (2025max.) Temp. 90°C Material: Austempered Stainless
145 26.2500.10 3/8" BspF \$75	145 26.2520.00 1/4" BspF \$22	145 26.2530.00 1/4" BspF \$21
145 26.2500.30 1/2" BspF \$75	145 26.2520.10 3/8" BspF \$22	145 26.2530.10 3/8" BspF \$21
145 26.2500.40 1/2" BspM \$75	145 26.2520.30 1/2" BspF \$30	145 26.2530.30 1/2" BspF \$29
	145 26.2520.40 1/2" BspM \$30	145 26.2530.40 1/2" BspM \$29



## TEMA Quick Connect - Unvalved

New low prices on original TEMA

TEMA Original Couplings and Plugs - Unvalved						
Coupling - Unvalved						
1/4" F Bsp	1/4" F Bsp	3/8" F	3/8" F	3/8" F	3/8" F	1/2" Bsp F
6520Psi	6520Psi	5000Psi	5000Psi	5000Psi	5000Psi	4350Psi
Nitrile Seal 100°C	Viton Seal 200°C	Nitrile Seal 100°C	Viton Seal 200°C	Viton Seal 200°C	Nitrile Seal 100°C	Nitrile Seal 100°C
165 T2510UV	165 T2510VUV	165 T3810UV	165 T3810VUV	165 T3810VUV	165 T3810H	165 T5010UV
List \$59	List \$59	List \$65	List \$74	List \$74	List \$38	List \$76



\*No locking mechanism on the P3810H

Plug - Unvalved		
1/4" F Bsp	3/8" F	1/2" Bsp F
6520Psi	3625Psi	4650Psi
Nitrile Seal 100°C	Nitrile Seal 100°C	Nitrile Seal 100°C
165 T2520UV	165 T3820UV	165 T5020UV
List \$13	List \$13	List \$30



### BRASS WASHERS for Bsp



1/4"	147 39.0276 \$1
3/8"	147 39.0277 \$1
1/2"	147 39.0278 \$1

### DOWTY WASHERS for Bsp



1/4"	147 39.0280
3/8"	147 39.0281
1/2"	147 39.0282

## Fittings

Nipples - Male Thread				Nipples							
			NEW	Reduction Nipples							
Brass		Brass Rated to 4350 Psi		Brass - BspP		Brass Rated to 4350 Psi		Stainless		Zinc Plated	
		Brass rated									
		Stainless rated									
1/8" Bsp T	148 570 10	\$4.00		1/8" - 1/4"	165 03307108	\$2.00		148 570 29	\$22	148 570 28	\$3
1/4" Bsp T	165 03306002	\$3.00		1/8" - 3/8"	148 570 30	\$6.00		148 570 39	\$40	148 570 38	\$6
1/4" Bsp P			147 35.0070 \$8								
			147 35.0070SS \$7	1/4" - 3/8"	165 03307302	\$4.00	147 35.0248 \$8.00	148 570 59	\$26	148 570 58	\$4
3/8" Bsp T	165 03306109	\$4.90									
3/8" Bsp T	165 03306109X	\$2.52									
3/8" Bsp P			147 35.0247 \$9								
			147 35.0247SS \$15	1/4" - 1/2"	147 24.0131	\$4.00		148 570 69	\$42	148 570 68	\$4
1/2" Bsp T	165 03306206	\$6.00		1/4" - 3/4"						148 570 658	\$poa
3/4" Bsp	165 03306303	\$14.00		3/8" - 1/2"	165 03307603	\$7.00		148 570 89	\$34	148 570 88	\$6
1/4" Npt	165 03251704	\$3.00		3/8" - 3/4"						148 570 858	\$9
3/8" Npt	165 03251801	\$13.00		1/2" - 3/4"	165 03307904	\$6.00		148 571 09	\$61	148 571 08	\$8
			500 Bar Rated	3/4" - 1"	125 85.801.003	\$17*	*cw bypass port	148 571 29	\$59	148 571 28	\$8
3/8" Bsp P			148 570 79								
1/2" Bsp P			148 570 99								

Sockets														
Female Thread														
Brass Local		Brass European		Brass Nickel Plated		Stainless Hexagon		Stainless Rounded		Brass Nickel Plated		Stainless Rated to 7000Psi		
1/8" Bsp		148 518 10	\$5	148 518 104	\$poa	148 518 19	\$17			147 38.0055	\$3.24			
1/4" Bsp	165 02508319	\$3	148 518 30	\$4	148 518 304	\$4	148 518 39	\$10 D	165 31.SS2602	\$8	147 38.0001	\$3.24	165 30.PC04R	\$25
3/8" Bsp	165 02514510	\$4	148 518 40	\$8	148 518 404	\$5	148 518 49	\$21	165 31.SS2603	\$8	147 24.0399	\$5.00	165 30.PC06R	\$35
1/2" Bsp	165 03292103	\$5	148 518 50	\$poa	148 518 504	\$9	148 518 59	\$26	165 31.SS2604	\$10			165 30.PC08R	\$25
3/4" Bsp			148 518 55	\$18			148 518 559	\$43	3/4" coming soon		147.24.0401	\$12		
1/4" Npt														
3/8" Npt	125 85.713.006	\$7												
1/4" Bsp x 1/4" Npt													145 40.0007.51	\$17




## Fittings

Elbows - 90°C						
Female / Female Brass	Female / Female Brass to 4350Psi	Male / Male Brass	Male / Male Brass or Steel to 4350Psi	Male / Female Brass	Male / Female Brass to 4350Psi	
<b>Male Female</b>						
<b>Bsp</b>						
1/8" - 1/4"						147 24.0281 \$9
1/4" - 1/4"	165 02767613 \$10	147 24.0271 \$12	165 02957708 \$8	147 24.0288 Br \$12	165 03304800 \$10 D	147 24.0276 \$12
1/4" - 3/8"		145 12.2016.00 \$poa	165 02957805 \$10	145 12.2012.00 \$poa		145 12.2014.00 \$poa
3/8" - 3/8"	165 03303704 \$9	147 24.0272 \$11	165 02957902 \$9	147 24.0289 Br \$13 D	165 03304907 \$13 D	147 24.0277 \$13 (50)
3/8" - 3/8"				147 24.0289X Br \$9 D		147 24.0277X \$9
1/2" - 1/2"	165 02767817 \$11	147 24.0273 \$18		147 24.0290 Br \$19	165 03305003 \$12 D	147 24.0278 \$17
3/4" - 3/4"				147 24.0292 St \$19	165 03305100 \$16 D	
1" - 1"				147 24.0293 St \$32		
<b>Bsp to 5100Psi</b>						
1/8" - 1/4"						
1/4" - 1/4"			145 12.2000.00 \$25	145 12.2002.00 \$24	145 12.2004.00 \$21 D	
1/4" - 3/8"				145 12.2012.00 \$24		
3/8" - 1/4"		145 12.2016.00 \$24			145 12.2014.00 \$24	
3/8" - 3/8"		145 12.2008.00 \$21		145 12.2006.00 \$21	145 12.2010.00 \$21	
1/2" - 3/8"				145 12.2024.00 \$24	145 12.2022.00 \$24	
1/2" - 1/2"			145 12.2020.00 \$24			
<b>Npt</b>						
3/8" - 3/8"					125 85.704.006 \$12	
1/4" - 3/8"						147 24.0269 \$12
3/8" - 1/4"					125 85.704.007 \$11	

Tees							
Female Brass	Female Brass to 4350Psi	Female Stainless	Male/Male/Male Brass to 4350Psi	Female/Female/Male Brass to 4350Psi	Female/Male/ Female Brass to 4350Psi	Female/Male/ Female Brass to 4350Psi	Female/Male/ Female Brass to 4350Psi
<b>A B C</b>							
1/4" - 1/4" - 1/4"	165 02768418 \$13		165 03266508 \$13		147 24.0312 \$13		
3/8" - 3/8" - 3/8"	165 02768612 \$16	147 24.0308 \$14	165 03266605 \$13	147 24.0336 \$15	147 24.0313 \$19	147 24.0316 \$20 D	147 24.0333 \$14
3/8" - 3/8" - 1/4"		147 24.0298 \$13		147 24.0326 \$14		147 24.0302 \$13	
3/8" - 1/2" - 3/8"				147 24.0328 \$14			
1/2" - 1/2" - 1/2"	165 03293102 \$11	147 24.0309 \$26	165 03266702 \$17	147 24.0338 \$15			
1/2" - 1/2" - 3/8"				147 24.0331 \$14			
3/4" - 3/4" - 3/4"				147 24.0339 St \$29			
1" - 1" - 1"				147 24.0340 St \$53			
<b>Bsp to 5100Psi</b>							
1/4" - 1/4" - 1/4"							
3/8" - 3/8" - 3/8"		145 12.2050.00 \$20					
3/8" - 3/8" - 1/4"							145 12.2053.00 \$24
3/8" - 1/2" - 3/8"							
1/2" - 1/2" - 1/2"							
1/2" - 1/2" - 3/8"							
3/8" - 1/4" - 3/8"					145 12.2058.00 \$29		








## Fittings

Hose Barb for By-Pass Hose			Hose Barbs			
						
Part #	Description	List	Part #	Thread	Barb	List
85.710.046	Barb - 1/4" Npt M	\$4	145 29.0103.31	1/8" M	8mm Barb	\$4
85.710.066	Barb - 3/8" Npt M	\$6	165 03559406	1/4" M	5/16" Barb	\$5
Z06005-0808	Barb - 1/2" Bsp F	\$11	165 NP30804	1/4" M	1/2" Barb	\$6
Z06003-0808	Barb - 1/2" Bsp F	\$11	165 03559503	1/4" M	3/8" Barb	\$6
			165 03559901	3/8" M	3/8" Barb	<del>\$7</del> \$4
			165 NP30806	3/8" M	1/2" Barb	\$6
			165 03560000	3/8" M	1/2" Barb	\$7
			165 P30812	3/4" M	1/2" Barb	\$17
			165 03560602	3/4" M	1/2" Barb	\$26
			165 P100808	1/2" F	1/2" Barb	\$9
			165 03560408	1/2" M	1/2" Barb	\$10
			165 P31206	3/8" M	3/4" Barb	\$12
			165 P31212	3/4" M	3/4" Barb	\$14
			165 03560709	3/4" M	3/4" Barb	\$22
			165 03560705	1/2" M	3/4" Barb	\$16
			165 P31208	1/2" M	3/4" Barb	\$12
			165 P31008	1/2" M	5/8" Barb	\$10
			165 03548307	n/a	3/4" Barb x 3	\$44
Part #	Size	List				
165 03545300	1/8" x 5/16" Barb	\$9				
165 P60406	3/8" x 1/4" Barb	\$13				
165 P60608	1/2" x 3/8" Barb	\$14				
165 03545601	1/2" x 1/2" Barb	<del>\$18</del>				
165 P61208	1/2" x 3/4" Barb	\$21 \$11				
165 P61212	3/4" x 3/4" Barb	\$23				




Double Nipples with 60° Cone					
					
M thread - Stainless			M thread - Zinc Plated		
148 570 79	3/8"x3/8"	\$26	148 570 78	3/8"x3/8"	\$4
148 570 89	3/8"x1/2"	\$29	148 570 88	3/8"x1/2"	\$5
148 59614381	M22x3/8"	\$39			
148 59614121	M22x1/2"	\$49	148 58114121	M22x1/2"	\$6

## Fittings

Reduction Nipples - Female & Male Thread						
						
	Brass Local		Stainless		Steel Zinc Plated	
1/8" - 1/4"	148 575 10	\$poa	148 575 19	\$7	148 575 18	\$poa
1/8" - 3/8"	148 575 20	\$3	148 575 29	\$7	148 575 28	\$poa
1/8" - 1/2"	148 575 45	\$5	148 575 459	\$poa		
1/4" - 1/8"	165 03296002	\$2				
1/4" - 3/8"	148 575 30	\$3.31 D	148 575 39	\$10	148 575 38	\$poa
1/4" - 1/2"	148 575 40	\$5	148 575 49	\$12	148 575 48	\$poa
3/8" - 1/4"	165 03296206	\$2.84 D	165 03255205	\$5		
3/8" - 1/2"	148 575 50	\$6	148 575 59	\$12	148 575 58	\$poa
3/8" - 3/4"	148 575 60	\$8	148 575 69	\$15	148 575 68	\$poa
1/2" - 3/8"	165 03296507	\$4.20	165 03255409	\$11		
3/4" - 1/2"	165 03296905	\$12	165 03255700	\$13		
1/2" - 3/4"	148 575 70	\$poa	148 575 79	\$16		
3/4" - 1"	148 575 80	\$poa				
1" - 1/2"						
1" - 3/4"						

Reduction Extension Nipples						
						
F	M	Brass Nickel Plated		Stainless		
1/4"	1/8"	148 576 10	\$6	148 576 19	\$37	
1/8"	3/8"					
1/4"	1/8"					
1/4"	3/8"	148 576 40	\$7.00	148 576 49	\$39	
1/4"	1/2"					
3/8"	1/4"	148 576 30	\$7	148 576 39	\$46	
3/8"	1/2"	148 576 65	\$13.00	148 576 659	\$49	
3/8"	3/4"					
1/2"	3/8"	148 576 60	\$8	148 576 69	\$49	
3/4"	1/2"	148 576 70	\$18	148 576 79	\$53	
1/2"	3/4"					
3/4"	1"					
1"	1/2"			148 576 88	\$79	
1"	3/4"	148 576 90	\$29.00	148 576 9009	\$89	

Reduction Sockets						
						
In	Out	Brass Nickel Plated		Stainless		
<b>Bsp</b>						
1/8"	1/4"	148 518 204	\$4		147 38.0048	\$3
1/4"	3/8"	148 518 604	\$6	148 040001023	\$15	147 518 604 \$6
1/4"	1/2"	148 518 524	\$6			
3/8"	1/2"	148 518 534	\$6			
1"	1"				147 24.0402	\$17

Adaptors - Male / Female						
						
In	Out	Brass Nickel Plated		Brass		Stainless
<b>Bsp</b>						
1/8"	Bsp M x 1/8" Bsp F	147 24.0404	\$3.24			
1/4"	Bsp F x 1/4" Npt M	147 38.0061	\$3.24	145 40.5008.31	\$8	148 576 29 \$39 D
1/4"	Bsp F x 1/4" Bsp M					145 40.5002.51 \$33 D
1/4"	Bsp F x 1/4" Npt M					145 40.0252.51 \$33 D
1/4"	Bsp F x 1/4" Bspt M					145 40.0251.51 \$33 D
3/8"	Bsp F x 1/4" Bsp M			145 13.5027.31	\$12	
3/8"	Bsp M x 3/8" Bsp F			148 576 50	\$17	148 576 59 \$46 D
3/4"	Bsp M x 3/4" Bsp F			165 01-7212	\$18	
1/2"	Bsp M x 1/2" Bsp F	147 24.0407	\$7.37			148 576 89 \$59 D
1"	Bsp M x 1" Bsp F	147 24.0409	\$17.00			

## Fittings

### TEE FFF - Stainless



### REDUCING BUSH - Stainless



Part #	Size	List	Part #	Size	List
165 30-PFT-04R-SS	1/4"	\$65	165 30-PRB-06-04-SS	3/8" to 1/4"	\$17
165 30-PFT-06R-SS	3/8"	\$79			

### COMPRESSION PIPE COUPLINGS

- Type GAI, cone 24° - Stainless Steel V4A/AISI316 Ti



Part #	Pipe Diam.	Thread	Type	Length	List
148 592 101 4	10mm	1/4"	L	39mm	\$35
148 592 101 2	10mm	1/2"	L	45mm	\$49
148 592 13	12mm	3/8"	L	41mm	\$37
148 592 12	12mm	3/8"	S	41mm	\$49
148 592 17	15mm	1/2"	L	46mm	\$53
148 592 16	16mm	1/2"	S	50mm	\$65

### NIPPLES / ADAPTORS - Bsp to Npt

- Convert Npt to Bsp

Part #	Size	List
165 01-2703A	Npl 3/8" NptM x 3/8" BspM	\$20
165 01-7204A	Ada 1/4" NptM x 1/4" Bsp F	\$17
165 01-7204B	Ada 1/4" BspM x 1/4" Npt F	\$17
165 01-7207A	Ada 3/8" NptM x 3/8" Bsp F	\$29
165 01-7207B	Ada 3/8" BspM x 3/8" Npt F	\$26



### OTHER

#### HOSE CLAMP

- Stainless, Worm Drive

Part #	Min. / Max	List
165 04159708	11/16mm	\$3
165 00979462	16/24mm	\$3
165 04160001	22/38mm	\$3



#### ELBOWS - 45°

- Brass, Npt
- Female x Male

Part #	Size	List
85.704.414	1/4" Npt M x 1/4" Npt F	\$15
85.704.001	3/8" Npt M x 3/8" Npt F	\$5
85.704.002	1/2" Npt M x 1/2" Npt F	\$9




### BRASS WASHERS



Brass Sealing Washer

### DOWTY WASHERS for Bsp



Steel Washer  
With inside rubber seal

Size	Part #	List	OW	IW	H	Q1-999	Bag 100
1/4"	147 39.0276	\$1				\$1.20	\$29
3/8"	147 39.0277	\$1				\$1.20	\$39
1/2"	147 39.0278	\$1				\$1.20	\$49
3/4"	147 39.0279	\$1				\$1.20	\$59
1"	147 39.0284		42.9	33.9	3.1		
1/4"	147 39.0280		20.6	13.7	2.0		
3/8"	147 39.0281		23.8	17.7	2.0		
1/2"	147 39.0282		28.6	21.5	2.5		
3/4"	147 39.0283		35.0	27.0	2.5		

### Plugs - Male thread



Brass  
Local

Brass  
Hexagon

Brass


Size	Part #	List	Part #	List	Part #	List
1/8"	165 03310001	\$2	148 578 01	\$2	148 578 00	\$poa
1/4"	147 35.0004	\$3	148 578 15	\$3	148 578 10	\$poa
3/8"	147 35.0003	\$3	148 578 25	\$4	148 578 20	\$poa
1/2"	165 03310302	\$6	148 578 30	\$poa		
3/4"			148 578 40	\$poa		



## Fittings

### HOSE ADAPTOR COUPLINGS

Swivel Adaptor FF	90° Swivel Adaptor FF	TEE Swivel Adaptor MMF	TEE Swivel Adaptor FFF
----------------------	--------------------------	---------------------------	---------------------------



- Steel, Bsp
- Female Swivel x 2
- Rated to 5000Psi



- Steel, Bsp
- Female Swivel x 2
- Rated to 5000Psi



- Steel, Bsp
- M / M / Female Sw.
- Rated to 5000Psi



- Steel, Bsp
- Female Swivel x 3
- Rated to 5000Psi

Ends				
1/4"	165 R1A0511051-0404 \$10	165 R1A0519051-0404 \$19	165 EPD-04-04-04 \$10	165 R1A051T051-0404 \$10
3/8"	165 R1A0511051-0606 \$12	165 R1A0519051-0606 \$22	165 B1B2B106 \$9	165 R1A051T051-0606 \$26
1/2"	165 R1A0511051-0808 \$14	165 R1A0519051-0808 \$26	165 B1B2B108 \$9	165 R1A051T051-0808 \$34

Swivel Adaptor MF	Swivel Adaptor MF	Swivel Adaptor MF	90° Swivel Adaptor FM
----------------------	----------------------	----------------------	--------------------------



- Steel, Bspt x Bsp
- Male x Female Swivel
- Rated to 5000Psi



- Steel, Bsp x Bsp
- Male x Female Swivel
- Rated to 5000Psi



- Stainless Steel, Bsp
- Male x Female Swivel
- Rated to 5000Psi



- Steel, Bsp
- Female Swivel x Male Fixed
- Rated to 5000Psi

Ends				
1/4"Fs - 1/4"M	165 AAM-0404 \$poa	165 AAM-0404P \$8	165 AAM-0404SS \$35	
3/8"Fs - 3/8"M	165 AAM-0606 <del>\$19</del> \$5* <span style="background-color:orange; color:white; border-radius:50%; padding:2px;">NEW</span>	165 AAM-0606P <del>\$19</del> \$5* <span style="background-color:orange; color:white; border-radius:50%; padding:2px;">NEW</span>	165 46-S1B2B30606 <del>\$85</del> \$19* <span style="background-color:orange; color:white; border-radius:50%; padding:2px;">NEW</span>	
1/4"M - 3/8"F	165 AAM-0406 \$17		165 46-S1B2B30406 \$85	
1/4"Fs - 3/8"M				165 Swivel 3/8 to 1/4 \$31
3/8"M - 1/4"F	165 AAM-0604 \$19			
1/2"Fs - 1/2"M	165 AAM-0808 \$poa	165 AAM-0808P \$25	165 AAM-0808SS \$75	
3/8"M - 1/2"F	165 AAM-0608 \$24	165 AAM-0608P \$24		
1/2"M - 3/8"F	165 AAM-0806 \$24	165 AAM-0806P \$23		
	* great pricing from bulk purchase	* great pricing from bulk purchase	* great pricing from bulk purchase	

### DISTRIBUTION FITTINGS rated to 2175 Psi

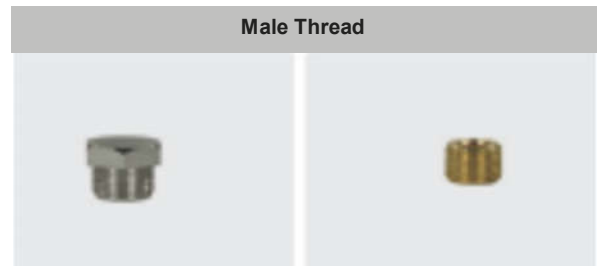
### PLUGS



- F thread
- Nickel Plated Brass

- F thread
- Nickel Plated Brass

- F thread : M thread
- Nickel Plated Brass



Hexagon. Brass.

Brass. With hexagon.

Ends	P/N	Height	List	P/N	Height	Width	List	P/N	Height	Width	List
1/4"	574 514	51	\$poa	574 00	32	36	\$poa				
3/8"	574 538	56	\$poa	574 00	10	40	\$poa	574 35	42	40	\$poa
1/2"	574 512	67	\$poa	574 00	15	53	\$poa				

AG	P/N	Height	List	P/N	Height	List
1/8"	578 01	11	\$poa	578 00	8	\$poa
1/4"	578 15	13	\$poa	578 10	10	\$poa
3/8"	578 25	14	\$poa	578 20	10	\$poa
1/2"	578 30	16	\$poa			
3/4"	578 40	16	\$poa			

## Fittings

Stainless Steel Coupling										
Stainless Steel Couplings - 60MPa										
<b>P/N</b>	13.5050.51	13.5051.51	13.5052.51	13.5060.51	13.5061.51	13.5062.51	13.5070.51	13.5071.51	13.5072.52	
<b>Inlet</b>	1/4" Bsp M	3/8" Bsp M	1/2" Bsp M	1/4" Bsp M	3/8" Bsp M	3/8" Bsp M	1/4" Bsp F	1/4" Bsp F	3/8" Bsp F	
<b>Outlet</b>	1/4" Bsp M	3/8" Bsp M	1/2" Bsp M	3/8" Bsp M	1/2" Bsp M	1/4" Bsp M	3/8" Bsp M	1/2" Bsp M	1/2" Bsp M	
<b>List</b>	\$19	\$22	\$28	\$22	\$28	\$21	\$27	\$26	\$27	
Related Pressure Material			600 Bar = 60 Mpa			8760 Psi		Stainless Steel 303		
SST Elbow Fitting A1303 - 60MPa					SSST TII-FITTINGS TII - A1303 - 60 MPA					
<b>P/N</b>	12.3000.55		12.3001.55		<b>P/N</b>	12.3050.55		12.3051.55		
<b>Inlet</b>	3/8 Bsp F		1/2 Bsp F		<b>Couplings</b>	3/8 FF+F Bsp		1/2 Bsp FF+F		
<b>List</b>	\$72		\$89		<b>List</b>	\$92		\$118		
Related Pressure Material			600 Bar = MPa			8760 psi		Stainless Steel 303		
VER 500 Bar Stainless Fittings										
<b>P/N</b>	51.001	51.004	51.275	51.005	51.004	51.280	51.011	51.005	51.224	51.022
<b>Inlet</b>	1/4" Bsp M	1/4" Bsp M	1/4" Bsp M	1/4" Bsp M	3/8" Bsp M	3/8" Bsp M	1/4" Bsp F	3/8" Bsp F	3/8" Bsp F	3/8" Bsp F
<b>Outlet</b>	1/4" Bsp M	3/8" Bsp M	M22 x 1.5 QV	3/8" Bsp F	1/4" Bsp M	M22 x 1.5 QV	1/4" Bsp M	1/4" Bsp M	M22 x 1.5 QV	3/8" Bsp F
<b>List</b>	\$21	\$21	\$29	\$21	\$21	\$21	\$21	\$21	\$29	\$29
Related Pressure Material			600 Bar = 60 Mpa			8760 Psi		Stainless Steel 303		

## Fittings






Copper Washers	
Box of Washers	
Copper Washers	Self-Centring Washers Box
<p>In each box there are:</p> <ul style="list-style-type: none"> <li>• ZX.0481</li> <li>• ZX.0482</li> <li>• ZX.0483</li> <li>• ZX.0484</li> <li>• ZX.0485</li> <li>• ZX.0486</li> </ul> <p>Part No. ZX.0474</p> <p>List \$278.40</p> 	<p style="text-align: center;"><b>Example:</b></p>  <p style="text-align: center;"><i>It removes the use of P.T.F.E and sealant</i></p> <p>In each box there are:</p> <ul style="list-style-type: none"> <li>ZX.0475</li> <li>ZX.0476</li> <li>ZX.0477</li> <li>ZX.0478</li> <li>ZX.0479</li> <li>ZX.0480</li> </ul> <p>Part No. ZX.0473</p> <p>List \$322.48</p>

Copper Washers					
					
Disposable copper washers. Economic and ideal for connections, nipples, caps, etc.					
Part #	Type	Dia.	Qty.	Weight	List
ZX.0481	Set Dolly RR 1/8	1/8"	100 pcs	155 gr.	\$26.45
ZX.0482	Set Dolly RR 1/4	1/4"	100 pcs	190 gr.	\$poa
ZX.0483	Set Dolly RR 3/8	3/8"	200 pcs	480 gr.	\$poa
ZX.0484	Set Dolly RR 1/2	1/2"	100 pcs	270 gr.	\$poa
ZX.0485	Set Dolly RR 3/4	3/4"	25 pcs	110 gr.	\$poa
ZX.0486	Set Dolly RR 1	1"	25 pcs	130 gr.	\$poa







Self-Centring Washers					
					
It does not require centring. High eccentricity makes the seal steadier and reduces the assembly time. Ideal for connections, nipples, caps, etc. Temperature max. 90°C.					
Part #	Type	Dia.	Qty.	Weight	List
ZX.0475	Set Dolly RA 1/8	1/8"	50 pcs.	80 gr.	\$38.05
ZX.0476	Set Dolly RA 1/4	1/4"	50 pcs.	130 gr.	\$40.60
ZX.0477	Set Dolly RA 3/8	3/8"	100 pcs.	290 gr.	\$87.93
ZX.0478	Set Dolly RA 1/2	1/2"	50 pcs.	240 gr.	\$56.38
ZX.0479	Set Dolly RA 3/4	3/4"	50 pcs.	330 gr.	\$65.66
ZX.0480	Set Dolly RA 1	1"	25 pcs.	220 gr.	\$53.13



## Fittings



USG Garden Thread				
				
<b>A</b> 18mm (3/4") QC Plug <b>B</b> 3/4" USG Male	<b>A</b> 18mm (3/4") QC Plug <b>B</b> 3/4" USG Female	<b>A</b> 3/4" Bsp Male <b>B</b> 3/4" USG Male	<b>A</b> 12mm (1/2") QC Plug <b>B</b> 3/4" USG Female	<b>A</b> 12mm (1/2") QC Plug <b>B</b> 3/4" USG Male
For QC to larger hose	For QC to larger hose	Convert Bsp to USG	For QC to standard hose	For QC to standard hose
165 40-BAR18HF Brass \$17 165 950-5231 Plastic \$4	165 40-BAR07 \$17	165 40-BAR731212 \$14	165 40-BAR004 \$18	165 85.300.165 \$6









					
<b>A</b> 1/2" Bsp/Npt Male <b>B</b> 3/4" USG Female	<b>A</b> 1/2" Bsp/Npt Male <b>B</b> 3/4" USG Female	<b>A</b> 1/2" Bsp/Npt Male <b>B</b> 3/4" USG Female	<b>A</b> 1/2" Bsp/Npt Male <b>B</b> 3/4" USG Female	<b>A</b> 3/4" USG Male <b>B</b> 3/4" USG Female	<b>A</b> 1/2" Bsp/Npt Male <b>B</b> 3/4" Bspmale
Hex Adaptor with by-pass port (short)	Hex Adaptor with by-pass port	Hex Adaptor	Hex Adaptor	Ball Valve Low Pressure	Hex Adaptor
148 40-BAE01 \$24	125 85.300.131 \$23	125 85.300.120 \$10	125 85.300.122 \$13	148 726 420 \$24	125 85.801.003 \$17






Hose Barbs		
Part #	Description	List
155 0212003670	1 G1/2" M x G3/4" M	\$4.00
125 85.308.120	2 Washer with Filter	\$1.00
155 0209000200	3 G3/4" F X 15-19mm	\$10.00
155 0209000210	4 G3/4" F X Garden Plug	\$9.00
155 0209000215	4 G1/2" F X Garden Plug	\$7.00
155 0209000205	4 G1" F X Garden Plug	\$12.00






Low Pressure Intake Valves	
	
Return Valve Avoids backflow in any mounting position	Backflow Preventer Prevent cleaning agents returning to the potable circuit
148 733 00 3/8" \$30 148 733 05 1/2" \$30 148 733 10 3/4" \$29 148 733 20 1" \$36	148 734 10 3/4" \$71

## Fittings

Hose Couplings (for 12mm Plugs)						
						
	D	D	D	D	C	B
	Plug + Tap Connector F C Tap Connector F D Plug 12mm	Plug + Tap Connector F C Tap Connector 3/4" F D Plug 12mm	Plug + Tap Connector M E Tap Connector M D Plug 12mm	Plug + Tap Connector M C Tap Connector M D Plug 12mm	Plug + Tap Connector F D Tap Connector 3/4" F C Plug (2 x 12mm)	Plug + Coupling D Coupling + Clamp C Plug 12mm
1/2"	148 728 310 <b>\$7 D</b>		148 728 320 <b>\$9</b>			
3/4"	148 728 311 <b>\$5 D</b>	165 1010600 <b>\$5</b>	148 728 321 <b>\$9</b>	165 1010612 <b>\$4</b>	148 728 465 4 <b>\$50</b>	148 727 791 <b>\$10.00</b>
3/4"		165 950-5123 <b>\$5</b>		165 DP6016 <b>\$1</b>		

Hose Couplings (for 12mm Plugs)					
					
	B		C	C	B
	Coupler + Connector A Female 3/4" Bsp B Coupling 12mm	Coupler + Connector A Male 3/4" Bsp B Coupling 12mm	Coupler + Connector A Hose Connector B Coupling	Coupler + Connector A Hose Connector B Coupling Brass	Connector + Connector A Hose Connector A Hose Connector
12mm	165 950-5102 <b>\$5</b>	165 950-5101 <b>\$5</b>	148 727 01 <b>\$5</b> 165 950-5105 <b>\$5</b>	165 950-5305 <b>\$22</b>	148 727 61 <b>\$4</b>
18mm			148 727 03 <b>\$5</b>		148 727 62 <b>\$6</b>

OTHER				
STRAINER + HOSE BARB	QUICK HOSE CONNECTOR 1/2"			PLUG GARDEN HOSE QC
				
<ul style="list-style-type: none"> <li>• Inlet 3/8" Bsp M</li> <li>• Hose barb 17mm</li> <li>• Fitted with strainer</li> <li>• Rated to 20 l/min. Psi</li> </ul>	<ul style="list-style-type: none"> <li>• Inlet 1/2" GHT M</li> <li>• Hose Plug - 12mm 1/2"</li> <li>• Rated to 30 l/min. 115 Psi</li> </ul>			<ul style="list-style-type: none"> <li>• Inlet QC Plug 1/2"</li> <li>• 3/4" Bsp M</li> <li>• Rated to 30 l/min. 115 Psi</li> </ul>
145 28.0035.00 <b>\$8</b>	155 0121710230 <b>\$8</b>			125 85.300.137 <b>\$12</b>

## O Rings

### O RINGS

## 2 O-ring standards - USA/UK vs Metric

O-rings can be obtained in various metric and inch standard sizes. Sizes are specified by an inside diameter (ID) and cross section diameter (CS or W or thickness). For USA O Rings, this combination is referred to as the "Dash" number

The "standard" for O rings has been consolidated in ISO 3601-1:2008, which defines 5 standard Cross Section sizes in both inch and metric terms.

The previous "standard", which is still commonly used in the USA & UK markets, was Aerospace Standard AS568. This standard has 8 common Cross Section sizes and is only measured in inches (though sometimes converted to metric for information only).

As seen below, the Cross Section sizes between the two standards is close, but not exactly the same

O Rings						Material						
Millimetres			Inches			ISO3601 Size Ref	AS568 Size Ref (Dash)	NBR	Viton	Viton 70		
Inner Diameter (mm)	Inner Diameter Tolerance +/-	Cross Section (mm)	Inner Diameter (inches)	Inner Diameter Tolerance +/-	Cross Section (inches)							
8.00		1.00				na	na	10.3003.00				
4.47	0.13	1.78 +/- 0.08	0.176	0.005	0.070 +/- 0.003		-008	90.3585.00	10.3057.10	10.3043.01 10.3049.00		
5.28	0.13			0.208		0.005						-009
6.07												na
6.75	0.13											-011
7.66	0.13			0.301		0.005						-012
8.73												na
9.25	0.13			0.364		0.005						-014
10.82												-016
11.11	0.13											-017
12.42	0.18			0.489		0.005						-018
15.60	0.23			0.614		0.009						-019
17.17	0.23			0.676		0.009						
18.77	0.23			0.739		0.009						
20.35	0.23			0.801		0.009						
23.52												
1.80	.13	1.80 +/- 0.08	.0171	0.005		A0018						
48.00		2.0				na	na	10.3003.00				
3.66		2.4				na	na			10.3109.90		
9.3		2.4				na	na			10.3109.95		
10.30		2.4								10.3109.96		
34.6								90.3871.00				
23.47		2.62 +/- 0.08			0.103 +/- 0.003			90.3855.00				
6.02	0.13			0.237		0.005		-108		10.3169.00	10.3169.10	
7.59	0.13			0.299		0.005		-109				
9.19	0.13			0.362		0.005		-110		85.309.102C	85.309.102V	
9.93	0.13							na	na	10.3174.00		
10.77	0.13			0.424		0.005		-111		10.3175.00		
12.37	.013							-112		10.3177.00		
13.10	0.13							na	na	85.309.103C	85.309.103V	
15.08										10.3178.00		
17.12	0.23			0.674		0.009		-115		12100232		
17.13										12100046		
17.86								na	na		10.3181.95	
17.96										10.3182.00		
20.24										90.3847.00		
20.29	0.25							-117		10.3185.00	10.3195.10	
56.82	0.43					-140		10.3210.56				
67.95								90.3913.00				
113.97	0.76					-157		10.3211.11				
117.13								90.3841.00				
133.02								90.3922.00				



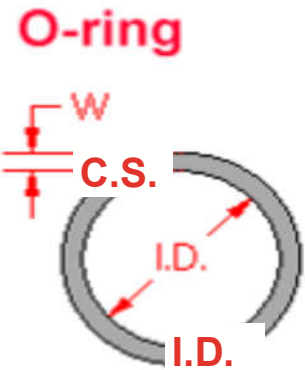
## O Rings

### AS568 O-ring sizes Cross Sections

CS= 0,040 inch - 1,02 mm  
 CS= 0,050 inch - 1,27 mm  
 CS= 0,060 inch - 1,53 mm  
 CS= 0,070 inch - 1,78 mm  
 CS= 0,103 inch - 2,62 mm  
 CS= 0,139 inch - 3,53 mm  
 CS= 0,210 inch - 5,33 mm  
 CS= 0,275 inch - 6,99 mm

### ISO3601 O-ring sizes Cross Sections

CS= 0,071 inch - 1,8 mm  
 CS= 0,104 inch - 2,65 mm  
 CS= 0,140 inch - 3,55 mm  
 CS= 0,209 inch - 5,30 mm  
 CS= 0,276 inch - 7,00 mm



### Viton vs EPDM

Viton® and EPDM are elastomers that are commonly used for O-rings. Both are types of rubber polymers that are compounded for low compression set. This means that they will recover well after a fixed time under specified squeeze at a given temperature. Both elastomers are also highly flexible and can be stretched to a great extent, without breaking. Such elastomers are commonly used as gasket material, but are also employed for making valves, pumps, and related components.

Viton® rubber is a fluoro elastomer, whereas epdm rubber is ethylene-propylene-diene-monomer. The primary differences between Viton® and EPDM is in their chemical resistance and temperature ranges. Both have different properties and applications for general industrial use. Having sufficient knowledge of the differences between the two can help you make a better-informed decision. **Differences between Viton® Properties and EPDM rubber properties:**

- **Temperature** - Viton® temperature resistance ranges from -20°C to 210°C, while EPDM temperature resistance ranges from -45°C to 145°C. This means that both are excellent for extreme temperatures, but EPDM has a slight edge in colder temperatures, while Viton® is better for heat resistance at higher temperatures.
- **Chemical resistance:** Viton® is resistant to mineral and vegetable oils, gasoline, most alkalis and aromatic hydrocarbons. EPDM, on the other hand has good resistance to hot water and steam, silicone oils, polar solvents like ketones and alcohol and glycol based brake fluids, however, EPDM shows poor resistance to mineral oils, greases and fuels. Both these compounds show very good oxygen, ozone and weather resistance.
- **Applications:** After NBR (nitrile) o rings are most commonly available in Viton® polymer which has excellent oil and chemical resistance and is used extensively in the petrochemical, chemical and food industries. EPDM is good in steam applications and has moderate chemical resistance, but should be avoided with petroleum agents and solvents.
- **Cost:** As an approximate guide, Viton® compound is eight times more expensive than EPDM. However, due to the large amount of Viton o rings and seals being produced and stocked, the former is available in myriads of sizes, and you may not find significant differences in cost between the seals made from these compounds if your requirement is small (say up to a few hundred pieces)

	Ni85	Ni90
	10.3055.01	10.3052.02
	10.3059.01	
	10.3068.01 10.3070.02	
	10.3110.10	
	10.3170.08	

Storage Case



Part #	Description	List
125 85.600.103	Bin Case	\$17 D

## O Rings - Karcher

O-Rings		
ZX.0154	ZX.0658	ZX.0659
\$29	\$41	\$42
Set of O-rings. For brass nozzle holder.	Set of Dolly O-rings X38, 10 mm diameter. For gun/hose quick coupling, fitting Karcher.	Set of Dolly O-Rings X39. 11m diameter. For gun/hose quick coupling, fitting Karcher.
Quantity: 1 x 100	Quantity: 1 x 100	Quantity: 2 x 100
ZX.660	ZX.1361	ZX.1362
\$79	\$27	\$46
Set of Dolly O-rings X40, fitting Karcher. For hose F swivel quick coupling M22x1.5F	Set of Dolly O-rings X52, fitting Karcher. For valve ZX.0462.	Set of Dolly O-rings X53. O-rings and anti-extrusion ring. For valve ZX.0462. Fitting Karcher.
Quantity: 2 x 100	Quantity: 1 x 50	Quantity: 1 x 50
ZX.0657 (All above)		ZX.0657 (All above)
		\$299
Box of Dolly O-rings fitting Interpump and Generalpump. 8 different types of O-rings in one package.		
Contains sets of:		
1 x ZX.0658, 1 x ZX.0154, 1 x ZX.0659,		
1 x ZX.0660, 1 x ZX.1361, 1 x ZX.1362		

## O Rings - Couplings

O-Rings			
ZX.0572	\$38	ZX.0581	\$9
Set of Dolly anti-extrusion ring, for screw and swivel QC. Fitting PA and CdR		Set of Dolly O-rings no.1 For quick coupling Fitting: Interpump, MTM, Mecline	
Quantity: 1 x 100		Quantity: 1 x 100	
ZX.0923	\$79	ZX.1435	\$24
Set of 3 Dolly O-rings no.8. Coupling has: 1xno.8, 2xno. 9 Fitting: Mecline, MTM & CdR (in VITON)		Set of 3 Dolly O-rings no.7. Coupling has: 1xno.6, 2xno. 7 Fitting: Mecline, MTM & CdR (in NBR)	
Quantity: 1 x 100		Quantity: 1 x 100	
ZX.1438	\$9	ZX.0580	\$11
Set of Dolly O-rings no.4. For ball quick coupling. Fitting: Meccanica Borrioni		Set of Dolly O-rings no.3 For hoses Fitting: Lavorwash	
Quantity: 1 x 100		Quantity: 1 x 50	
		ZX.0583	
		\$151	
		Box of Dolly O-rings For Quick couplings. Contains sets of: 1 x ZX.0581, 1 x ZX.0582, 1 x ZX.1439, 1 x ZX.1438, 1 x ZX.1437, 1 x ZX.1436, 1 x ZX.1435, 1 x ZX.0572.	



## O Rings - Interpump/General

O-Rings					
ZX.0573	\$13	ZX.0574	\$10	ZX.0575	\$11
Set of Dolly 10-50 OR. O-rings.		Set of Dolly 86/139-50 OR. O-rings packing retainers.		Set of Dolly 166/167-50 OR. O-Rings packing retainers.	
Series fitting: 47-48.		Series fitting: 51		Series fitting: 63	
Quantity: 1 x 50		Quantity: 1 x 50		Quantity: 1 x 50	
ZX.0576	\$14	ZX.0577	\$7	ZX.0578	\$5
Set of Dolly 22-50 OR. O-Rings packing retainers.		Set of Dolly 12-50 OR. O-Rings for piston bolts.		Set of Dolly 13-50 OR. O-Rings for piston bolts.	
Series fitting: 44, 49-50		Series fitting: 47-48, 49-50		Series fitting: 44, 51, 63.	
Quantity: 1 x 50		Quantity: 1 x 50		Quantity: 1 x 50	
ZX.0579	\$9	ZX.0580	\$11	ZX.0584	\$75
Set of Dolly 1/123-50 OR. O-rings for valves.		Set of Dolly 4/5-50. O-rings for caps.		Box of Dolly O-rings fitting Interpump and Generalpump. 8 different types of O-rings in one package. (50 in each set)	
Series fitting: 44, 47-48, 49-50, 51, 63, Motorpump.		Series fitting: 47-48, 49-50		Contains sets of: 1 x ZX.0573, 1 x ZX.0574, 1 x ZX.0575, 1 x ZX.0576, 1 x ZX.0577, 1 x ZX.0578, 1 x ZX.0579, 1 x ZX.0580.	
Quantity: 1 x 50		Quantity: 1 x 50			

## Threadlocker

Threadlocker			
CDR.1279	\$33.21	CDR.0849	\$poa
Threadsealing 18-10, high strength adhesive.		Threadlocker 54-03, medium strength adhesive.	
Liquid Teflon for sealing threaded metal joints. Suitable for sealing joints, used for: gas, LPG, drinking water, compressed air, oil and fuel, etc.		For thread locking of nuts and bolts. Highly resistant to heat, corrosion, vibrations, water, gases, oils, hydrocarbons and many chemicals.	
Gr. 100	50ml	Gr. 360	250ml
Oz. 3.6	1.70 fl. oz	Oz. 12.7	8.50 fl. oz
CDR.0850	\$48.72	CDR.0851	\$132.83
Threadlocker 55-03, medium strength adhesive.		Threadlocker 55-03, medium strength adhesive.	
For thread locking of nuts and bolts. Highly resistant to heat, corrosion, vibrations, water, gases, oils, hydrocarbons and many chemicals.		For thread locking of nuts and bolts. Highly resistant to heat, corrosion, vibrations, water, gases, oils, hydrocarbons and many chemicals.	
Gr. 80	50ml	Gr. 360	250ml
Oz. 2.9	1.70 fl. oz	Oz. 12.7	8.50 fl. oz

CDR.0852	\$48.73	CDR.0853	\$48.72
Threadlocker 83-54, high strength adhesive.		Retaining + Sealant 83-21, high strength adhesive.	
For locking and sealing of studs, nuts, bolts. Highly resistant to heat, corrosion, vibrations, water, gases, oils, hydrocarbons, and many chemicals.		For locking and sealing threads. Highly resistant to heat, corrosion, vibrations, water, gases, oils, hydrocarbons and many chemicals.	
Gr. 80	50ml	Gr. 80	50ml
Oz. 2.9	1.70 fl. oz	Oz. 2.9	1.70 fl. oz

CDR.0854	\$43.15	CDR.0855	\$123.49
Threadsealing 53-14, medium strength adhesive.		Threadsealing 53-14, medium strength adhesive.	
For sealing hydraulic and pneumatic threads connectors up to 3/4". Highly resistant gases, water, LPG, hydrocarbons, oils and other chemicals.		For sealing hydraulic and pneumatic threads connectors up to 3/4". Highly resistant gases, water, LPG, hydrocarbons, oils and other chemicals.	
Gr. 80	50ml	Gr. 360	250ml
Oz. 2.9	1.70 fl. oz	Oz. 12.7	8.50 fl oz
CDR.0856	\$100.82	CDR.0857	\$100.82
Threadsealing 56-03, medium strength adhesive.		Threadsealing 56-03, medium strength adhesive.	
For sealing hydraulic and pneumatics threads connectors up to 2". Highly resistant to heat, corrosion, shocks and vibrations.		For sealing hydraulic and pneumatics threads connectors up to 2". Highly resistant to heat, corrosion, shocks and vibrations.	
Gr. 360	250ml	Gr. 360	250ml
Oz. 12.7	8.50 fl oz	Oz. 12.7	8.50 fl oz

**Threadseal - Green 85-86**  
Green DIN-DVGW/KTW approved for gas and potable water.  
High temperature sealing +200°C

148 954 858 605 0 \$59

**ThreadLock - Blue 54-03**  
Medium-tight screw locking device for protection of threads in case of a push, vibration and pressure

148 954 540 350 \$59





## Swivels

### Why Use A Swivel



Swivels untangle the High Pressure Hose on a Pressure Cleaner

Positioned at either end of the high pressure hose (but usually at the gun end), the swivel allows the hose to turn, thus preventing tangling.


This does two things:

Firstly, it prevents kinking, which will damage the hose

Secondly, the swivel makes the job a lot easier for the operator, not having to constantly stop and untangle the hose.

All in all, a good investment for any user.

We offer a broad range of options to suit your specific needs




### Pivot Coupler

Adjustable High Pressure for wash system

Ends: In- 1/4" Bsp M  
Out-1/4" Bsp F  
Material : Stainless



Part #	Description	List
145 26.1600.00	700 Psi /40l/min	\$69
145 26.1700.00	High Pressure	\$48



Adjustable High Pressure for the end of a spray lance

Ends: In- 1/4" QC Male Plug  
Out-1/4" QC F Coupler

Part #	Description	List
125 85.300.172	Pivot Coupler	\$48

## Swivels - Gun & Hose



**DGV STAINLESS/NICKEL PLATED** • 4000 Psi / 120°C / max. 30 rpm  
 • Body: Stainless & nickel plated brass • Inner: Stainless • Bearing: 1 or 2 x thrust ball bearing

**DGVI STAINLESS 500 bar**  
 • 7250 Psi / 120°C  
 • Body & Inner: Stainless

• Live under pressure



Inlet	Outlet	Part #	List	Part #	List	Part #	List	Part #	List	Part #	List
1/4" Bsp M	1/4" Bsp M	165 32.511	\$46 CZ	148 562 391 600	\$34						
1/4" Bsp F	1/4" Bsp F	165 32.582	\$55 CZ	148 562 391 620	\$34			148 108 300 02	\$168	165 32.783	\$99 C
1/4" Bsp F	1/4" Bsp M	165 32.512	\$55 CZ					148 108 300 01	\$139	165 32.781	\$99 C
1/4" Bsp Mc	1/4" Bsp F	165 32.512	\$55 CZ							165 32.702	\$99 C
1/4" Bsp M	3/8" Bsp F	165 32.513	\$55 CZ	148 562 391 605	\$34						
1/4" Bsp M	3/8" Bsp F	165 32.514	\$46 CZ							165 32.784	\$99 C
1/4" Bsp F	3/8" Bsp F	165 32.584	\$46 CZ							165 32.789	\$99 C
1/4" Bsp M	M22 x 1.5M	165 32.519	\$46 CZ								
1/4" Bsp M	M18 x 1.5M			148 562 391 630	\$34			148 108 300 07	\$139		
1/4" Bsp M	M16							148 108 300 08	\$139		
3/8" Bsp M	3/8" Bsp M	165 32.533	\$55 CZ								
3/8" Bsp F	3/8" Bsp F	165 32.594	\$55 CZ					148 108 300 04	\$139		
3/8" Bsp F	3/8" Bsp M					147 2.0351	\$32				
3/8" Bsp Mc	3/8" Bsp F			148 562 391 615	\$34					165 32.724	\$109 C
3/8" Bsp M	1/4" Bsp M	165 32.531	\$55 CZ	148 562 391 610	\$34						
3/8" Bsp M	1/4" Bsp F	165 32.532	\$55 CZ								
3/8" Bsp M	3/8" Bsp F	165 32.534	\$55 CZ	165 32.534X	\$29 C					165 32.734	\$109 C
3/8" Bsp F	1/4" Bsp F	165 32.592	\$55 CZ	148 562 391 625	\$34			148 562 91	\$poa		
3/8" Bsp F	1/4" Bsp M					147 22.0352	\$32	148 562 90	\$poa		
3/8" Bsp M	M22 x 1.5M	165 32.539	\$55 CZ			147 22.0076	\$29	148 108 300 07	\$139		
								148 108 300 06	\$173		
1/2" Bsp M	3/8" Bsp M	165 32.831	\$73 CZ								
1/2" Bsp M	1/2" Bsp M	165 32.833	\$73 CZ								
1/2" Bsp M	1/2" Bsp F	165 32.834	\$73 CZ							165 32.814	\$129 C
1/2" Bsp M	M22 x 1.5M	165 32.839	\$73 CZ								
3/4" JIC M	3/4" JIC F	165 32.926	\$69 CZ								
1" Bsp F	1" Bsp F	165 34.815	\$367 C								
M22M	1/4" Bsp F					147 22.0077	\$19				
M22M	1/4" Bsp M					147 22.0078	\$19				
M22M	3/8" Bsp F					147 22.0079	\$19				
M22M	3/8" Bsp M					147 22.0080	\$19				
M22M	M22 M										

### SWIVEL COUPLINGS

**SWIVEL COUPLING**

- Pressure to 3200 Psi (max. 3600 Psi)
- Flow to 30 l/min.
- Swivel characteristics  
 Swivels when under pressure - No  
 Swivels when not under pressure - No

Part #	Material	Type	Inlet	Outlet	List
147 22.0070	Brass	B	M22 F	1/4" Bsp M	\$19 D
147 22.0342	Brass	B	M22 F	1/4" Bsp F	\$35 D
147 22.0071	Brass	B	M22 F	M22 M	\$19 D
147 22.0164	Brass	B	M22 F	3/8" Bsp M	\$29 D

### SWIVEL - LARGE FLOW SW5

**SW5 large Flow Swivel**

- Pressure to 2900 Psi (max. 3200 Psi)
- Flow to 160 l/min.
- Temp 90°C

Part #	Material	Inlet	Outlet	List
145 26.1080.00	Brass	1/2" Bsp M	1/2" Bsp F	\$36 D
145 26.1070.00	Stainless	1/2" Bsp M	1/2" Bsp F	\$109 D

# Nipples & Couplings

## Swivels - Gun & Hose



Swivels - Budget		Swivels - Budget		PA Italian - Premium		PA Italian - Premium			
MR-O Swivel - Brass to 3650 Psi (max 4050), 40 l/min., 90°C		MR-I Swivel - SS to 5100 Psi (max 5650), 40 l/min., 90°C		MR-O Swivel - Brass to 3650 Psi (max 4050), 40 l/min., 90°C		MR-I Swivel - SS to 5100 Psi (max 5650), 40 l/min., 90°C			
Swivels when under pressure - No    pressure - Y    Swivels when not under - Yes									
Inlet	Outlet	Part #	List	Part #	List	Part #	List	Part #	List
1/4" Bspt M	1/4" Bsp F			125 85.300.113B	\$26 D	145 26.1040.00	\$35 (D10)	145 26.1060.00	\$86 D
1/4" Nptt M	1/4" Npt F	125 85.300.111	\$12 D	125 85.300.113N	\$29 D				
3/8" Bspt M	3/8" Bsp F	147 22.0069	\$15 D	147 22.0435	\$33 D	145 26.1050.00	\$33 (D10)	145 26.1061.00	\$86 D
3/8" Bsp M	3/8" Bsp F	125 85.300.110B	\$19 D	125 85.300.112B	\$25 D				
3/8" Nptt M	3/8" Npt F	125 85.300.110N	\$14 D	125 85.300.112N	\$26 D				
3/8" Bsp M	1/4" Bsp M								
3/8" Bsp M	3/8" Bsp M								
1/2" Bsp M	1/2" Bsp M					145 26.1055.00	\$37 (10)		
M22M	3/8" Bsp M	147 22.0432	\$21 D						

SWIVEL ST-301 with Friction Bearing				
<b>ST-301 BRASS / STEEL SWIVEL</b>				
<ul style="list-style-type: none"> <li>Pressure - 5000 psi, Flow to 40 l/min. 90°C</li> <li>Swivel characteristics Swivels when under pressure - Yes Swivels when not under pressure - Yes</li> </ul>				
Part #	Psi	Inlet	Outlet	List
148 200 301 050	5000 Psi	3/8" Bsp F	1/4" Bsp F	\$56 D
148 200 301 060	5000 Psi	M22 M	1/4" Bsp F	\$52 D

SWIVEL - STAINLESS 90° SW90				
<b>90° STAINLESS SWIVEL</b>				
<ul style="list-style-type: none"> <li>Pressure to 3650 / 8700Psi</li> <li>Flow to 40 l/min.</li> <li>Viton O Rings</li> <li>Temp 90°C</li> </ul>				
Part #	Pressure	Inlet	Outlet	List
145 26.1300.20	3650 Psi	1/4" Bsp M	1/4" Bsp F	\$124 D
145 26.1300.40	3650 Psi	3/8" Bsp M	3/8" Bsp F	\$134 D
145 26.1330.00	8700 Psi	1/2" Bsp M	1/2" Bsp F	\$267 D
145 26.1305.24	Repair Kit (2 Viton O Rings & 2 back up rings)			\$20 D

SWIVEL - STAINLESS SW600 (High Pressure to 9500 Psi)				
<b>SW600 STAINLESS SWIVEL</b>				
<ul style="list-style-type: none"> <li>Pressure to 8700 Psi (max. 9500), Flow to 60 l/min., Temp 100°C</li> </ul>				
Part #	Material	Inlet	Outlet	List
145 30.5840.00	Stainless	3/8" Bsp F	3/8" Bsp M	\$299

SWIVEL ST-340				
<b>ST-340 STAINLESS SWIVEL</b>				
<ul style="list-style-type: none"> <li>Pressure - Various</li> <li>Flow to 40 l/min. 90°C</li> <li>Swivel characteristics Swivels when under pressure - Yes Swivels when not under pressure - Yes</li> </ul>				
Part #	Psi	Inlet	Outlet	List
148 200 340 010	3200	1/2" Bsp M	1/2" Bsp F	\$102
148 200 340 050	3200	1/4" Bsp F	1/2" Bsp F	\$93
148 200 350 010	7250	3/8" Bsp M	3/8" Bsp F	\$102
148 200 340 100	Repair Kit			\$41

## Boom Swivels

### Boom Swivels

#### SWIVEL - Stainless Straight



#### STRAIGHT - STAINLESS

- Straight with Ball Bearing
- Pressure to 4100 Psi
- Flow to 40 l/min.
- Temp 120°C

Part #	Material	Inlet	Outlet	List
147 26.0001	Stainless	1/4" Bsp F	1/4" Bsp M	\$109 D
147 26.0002	Stainless	1/4" Bsp F	3/8" Bsp M	\$109 D
147 26.0003	Stainless	3/8" Bsp F	3/8" Bsp M	\$139 D
147 26.0004	Stainless	3/8" Bsp F	1/4" Bsp M	\$79 D

#### Swivels

#### Premium PA Swivels.


Swivel characteristics: Swivels when under pressure - No  
Swivels when not under pressure - Yes



SW-25 Nickel Plated Brass & Stainless  
to 3650 Psi (max 4050), 40 l/min., 90°C  
Sst ball bearing swivel

Pat #	Inlet	Outlet	List
145 26.1200.20	1/4" Bsp M	1/4" Bsp F	\$99
145 26.1200.42	1/4" Bsp M	3/8" Bsp F	\$99
145 26.1200.22	3/8" Bsp M	1/4" Bsp F	\$129
145 26.1200.40	3/8" Bsp M	3/8" Bsp F	\$143
145 26.1200.45	3/8" Bsp M	3/8" Bsp F	\$99
145 26.1200.28	3/8" Bsp M	1/4" Bsp F	\$99

#### SWIVEL - Stainless 90° Swivel





Pressure to 4100 Psi - Flow to 40 l/min. - Temp 120°C




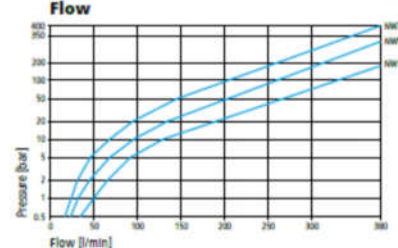
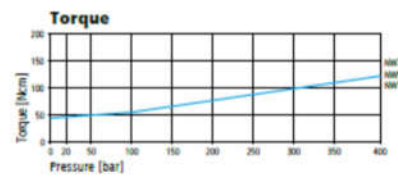
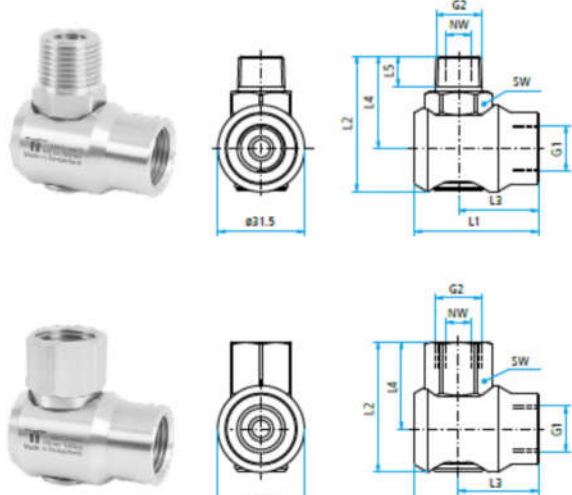
Part #	Material	Inlet	Outlet	List
147 26.0005	Stainless	1/4" Bsp M	1/4" Bsp F	\$119 C
147 26.0006	Stainless	3/8" Bsp M	1/4" Bsp F	\$99 C
147 26.0007	Stainless	3/8" Bsp M	3/8" Bsp F	\$99 D
147 26.0008	Stainless	1/4" Bsp M	3/8" Bsp F	\$106 D
147 41.0023	Repair Kit			\$16 D



## Reel Swivels

Hose Reel Swivels					
SWIVEL FOR USA HOSE REELS - 90°			SWIVEL FOR USA & CHINA HOSE REELS - 90°		
 <p><b>90° BRASS SWIVEL</b></p> <ul style="list-style-type: none"> <li>• Pressure to 3600 Psi</li> <li>• Flow to 30 l/min.</li> <li>• Temp 90°C</li> </ul>			 <p><b>90° STAINLESS SWIVEL</b> <span style="color: yellow; font-weight: bold;">NEW</span></p> <p style="text-align: center;"><b>MOSARTIC</b> High Pressure Cleaning Technology</p> <ul style="list-style-type: none"> <li>• Pressure to 5000 Psi</li> <li>• Flow to 30 l/min., Temp 120°C</li> </ul> <p style="text-align: center;"><b>Swiss made swivel designed for replacement in USA &amp; Chinese reels</b></p> <p style="font-size: small;">geätzt mit Datum + V-1507 <span style="font-size: x-small;">120°C / 250°F 350bar / 5000 psi Made in Switzerland</span></p>		
<b>Part #</b>	<b>Material</b>	<b>Inlet 3</b>	<b>Outlet 2</b>	<b>Outlet 1</b>	<b>List</b>
147 22.0207	A Brass	3/8" Bsp F	3/8" Bsp M	M27M	\$52
147 22.0206	A Brass	3/8" Bsp F	n/a	1/2" Npt M	\$56
147 22.0116	B Stainless	3/8" Bsp F	n/a	3/4" Bsp M	\$105
zzz 2103051	C Nickel P	3/8" Npt F	3/8" Npt F	M27X2 M	\$poa
147 39.0048	Repair Kit				\$11
<b>Part #</b>	<b>Material</b>	<b>Inlet 3</b>	<b>Outlet 2</b>	<b>Outlet 1</b>	<b>List</b>
165 43.915	Stainless	3/8" Bsp F	3/8" Bsp F	M27X2 M	\$99 C
165 43.916	Repair Kit				\$29 D




SWIVEL - WDEI																																																																																									
<ul style="list-style-type: none"> <li>✓ Complete stainless steel</li> <li>✓ Maintenance free</li> <li>✓ Compact design</li> <li>✓ Sliding bearing system</li> </ul>	<p><b>Application</b> Hose reels</p> <p><b>TECHNICAL DATA</b></p> <p><b>Pressure</b> 400 bar (40 MPa)  <b>Temperature</b> 120°C  <b>RPM</b> max. 30 rpm  <b>Torque</b> max. 50 Nm</p> <p><b>Body</b> stainless steel  <b>Inner part</b> stainless steel  <b>Seal</b> O-ring  <b>Bearing</b> sliding bearings</p> <p><b>Throughput medium</b> pH 3 - 12                      10 µm filtered                      20 bar compressed air</p>																																																																																								
	<div style="display: flex; justify-content: space-between;"> <div style="width: 45%;"> <p><b>Flow</b></p>  </div> <div style="width: 45%;"> <p><b>Torque</b></p>  </div> </div>																																																																																								
	<p><b>WDEI</b></p> <table border="1" style="font-size: x-small; border-collapse: collapse;"> <thead> <tr> <th>Part No.</th> <th>G1 (F)</th> <th>G2 (KM)</th> <th>NW</th> <th>L1</th> <th>L2</th> <th>L3</th> <th>L4</th> <th>L5</th> <th>SW</th> <th>Weight</th> </tr> </thead> <tbody> <tr> <td>43.411B</td> <td>G1/4" F</td> <td>G1/4" KM</td> <td>7</td> <td>45</td> <td>48</td> <td>29</td> <td>33</td> <td>10</td> <td>22</td> <td>6735g</td> </tr> <tr> <td>43.412B</td> <td>G3/8" F</td> <td>G3/8" KM</td> <td>9</td> <td>45</td> <td>49</td> <td>29</td> <td>34</td> <td>11</td> <td>22</td> <td>6210g</td> </tr> <tr> <td>43.413B</td> <td>G1/2" F</td> <td>G1/2" KM</td> <td>11</td> <td>50</td> <td>53</td> <td>34</td> <td>38</td> <td>12</td> <td>22</td> <td>6135g</td> </tr> </tbody> </table> <table border="1" style="font-size: x-small; border-collapse: collapse;"> <thead> <tr> <th>Part No.</th> <th>G1 (F)</th> <th>G2 (F)</th> <th>NW</th> <th>L1</th> <th>L2</th> <th>L3</th> <th>L4</th> <th>L5</th> <th>SW</th> <th>Weight</th> </tr> </thead> <tbody> <tr> <td>43.421B</td> <td>G1/4" F</td> <td>G1/4" F</td> <td>7</td> <td>45</td> <td>46</td> <td>29</td> <td>31</td> <td>22</td> <td>22</td> <td>7060g</td> </tr> <tr> <td>43.422B</td> <td>G3/8" F</td> <td>G3/8" F</td> <td>9</td> <td>45</td> <td>47</td> <td>29</td> <td>32</td> <td>22</td> <td>22</td> <td>6185g</td> </tr> <tr> <td>43.423B</td> <td>G1/2" F</td> <td>G1/2" F</td> <td>11</td> <td>50</td> <td>50</td> <td>34</td> <td>35</td> <td>24</td> <td>24</td> <td>5710g</td> </tr> </tbody> </table> <p style="text-align: center; border: 1px solid black; padding: 2px;"><b>43.922</b> NW 7-11 Seal kit</p>	Part No.	G1 (F)	G2 (KM)	NW	L1	L2	L3	L4	L5	SW	Weight	43.411B	G1/4" F	G1/4" KM	7	45	48	29	33	10	22	6735g	43.412B	G3/8" F	G3/8" KM	9	45	49	29	34	11	22	6210g	43.413B	G1/2" F	G1/2" KM	11	50	53	34	38	12	22	6135g	Part No.	G1 (F)	G2 (F)	NW	L1	L2	L3	L4	L5	SW	Weight	43.421B	G1/4" F	G1/4" F	7	45	46	29	31	22	22	7060g	43.422B	G3/8" F	G3/8" F	9	45	47	29	32	22	22	6185g	43.423B	G1/2" F	G1/2" F	11	50	50	34	35	24	24	5710g
Part No.	G1 (F)	G2 (KM)	NW	L1	L2	L3	L4	L5	SW	Weight																																																																															
43.411B	G1/4" F	G1/4" KM	7	45	48	29	33	10	22	6735g																																																																															
43.412B	G3/8" F	G3/8" KM	9	45	49	29	34	11	22	6210g																																																																															
43.413B	G1/2" F	G1/2" KM	11	50	53	34	38	12	22	6135g																																																																															
Part No.	G1 (F)	G2 (F)	NW	L1	L2	L3	L4	L5	SW	Weight																																																																															
43.421B	G1/4" F	G1/4" F	7	45	46	29	31	22	22	7060g																																																																															
43.422B	G3/8" F	G3/8" F	9	45	47	29	32	22	22	6185g																																																																															
43.423B	G1/2" F	G1/2" F	11	50	50	34	35	24	24	5710g																																																																															

# Nipples & Couplings

## Surface Cleaner Swivels

SWIVEL - DYT/DYU

- ✓ Quadruple bearing system
- ✓ Highest precision and quality
- ✓ Seal failure warning, through weep holes
- ✓ Sealed stainless steel bearings
- ✓ Carbide seals

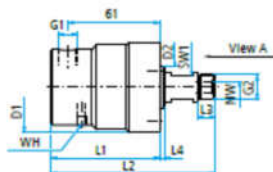
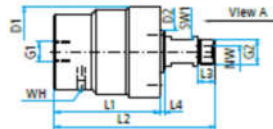
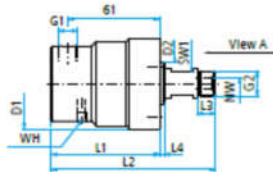
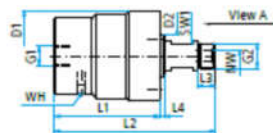
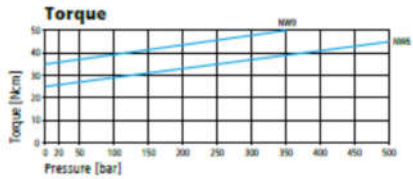
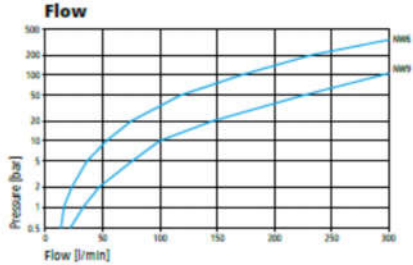


### Application

High pressure/rpm, thrust and radial force, self rotating applications, surface cleaners, parts washers

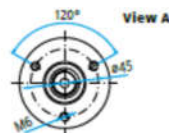
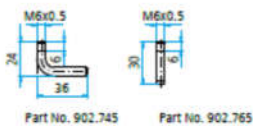
### TECHNICAL DATA

<b>Pressure</b>	DYT: 350 bar (35 MPa) DYU: 500 bar (50 MPa)
<b>Temperature</b>	120°C
<b>RPM</b>	max. 2'000 rpm
<b>Body</b>	stainless steel
<b>Inner part Seal</b>	stainless steel carbide
<b>Bearing</b>	2x radial ball bearings 2x thrust ball bearings
<b>Throughput medium</b>	pH 3 - 12 10 µm filtered 20 bar compressed air



WH (weep hole)

Optional: Pipes for weep hole



### DYT

Part No.	G1 (F)	G2 (M)	NW	SW1	L1	L2	L3	L4	D1	D2	Weight
59.001	G1/4" F	G1/4" M	6	16	70	107	10	3	60	28	1300g
59.003	G1/4" F	G3/8" M	6	16	70	107	12	3	60	28	1290g
59.101	G3/8" F	G1/4" M	6	16	72	109	10	3	60	28	1290g
59.103	G3/8" F	G3/8" M	6	16	72	109	12	3	60	28	1300g
59.603	G3/8" F	G3/8" M	9	16	72	109	12	3	60	28	1280g

### DYT 90°

Part No.	G1	G2 (M)	NW	SW1	L1	L2	L3	L4	D1	D2	Weight
59.303	G1/4" F	G3/8" M	6	16	72	109	12	3	60	28	1300g
59.403	G3/8" F	G3/8" M	6	16	73	110	12	3	60	28	1300g
59.503	M21x1.5 M	G3/8" M	6	16	72	109	12	3	60	28	1350g
59.553	M22x1.5 M	G3/8" M	6	16	72	109	12	3	60	28	1350g

### DYU (500 bar)

Part No.	G1 (F)	G2 (M)	NW	SW1	L1	L2	L3	L4	D1	D2	Weight
59.113	G3/8" F	G3/8" M	6	16	72	109	12	3	60	28	1300g


### DYU 90° (500 bar)

Part No.	G1 (F)	G2 (M)	NW	SW1	L1	L2	L3	L4	D1	D2	Weight
59.413	G3/8" F	G3/8" M	6	16	73	110	12	3	60	28	1300g

36.905	DYT NW 6 Seal kit
36.908	DYT NW 9 Seal kit
36.909	DYU NW 6 Seal kit



## USA Super Swivels



Part #	Construction	Inlet	Outlet	List
165 SS838-A	Plated	3/8" Fpt	3/8" Fpt	\$poa
165 SS838MF-A	Plated	3/8" MPT	3/8" Fpt	\$poa
165 SS812-A	Plated	1/2" FPT	1/2" Fpt	\$poa
165 14091	Plated (Double Brg)	1/2" FPT	1/2" Fpt	\$poa
165 SS812MF-A	Plated	1/2" MPT	1/2" Fpt	\$poa
165 SS1234	Plated	3/4" FPT	3/4" Fpt	\$poa
165 SS1234MF	Plated	3/4" MPT	3/4" Fpt	\$poa
165 16015	Plated (Double Brg)	1" FPT	1" FPT	\$poa
165 1244	Plated	1" MPT	1" FPT	\$poa
165 1046	Stainless	1" FPT	1" FPT	\$poa
165 SS20AL	Plated	1-1/4" FPT	1-1/4" FPT	\$poa
165 SS20MF	Plated	1-1/4" MPT	1-1/4" FPT	\$poa
165 1064	Plated	1-1/2" FPT	1-1/2" FPT	\$poa
165 1264	Plated	1-1/2" MPT	1-1/2" FPT	\$poa

Part #	Description	List
165 SS8KIT-AL	Repair Kit	1/2" Swivels
165 20183	Repair Kit	3/4" Swivels
165 SS16KIT-AL	Repair Kit	1" Swivels
165 SS20KIT-AL	Repair Kit	1-1/4" Swivels



Part #	Inlet	Outlet	Max. Psi	Max. RPM	List
165 9SS83AL	3/8" FPT	3/8" Fpt	5000	10	\$167 C
165 9SS83AL-M	3/8" MPT	3/8" Fpt	5000	10	\$167 C
165 9SS81AL	1/2" FPT	1/2" Fpt	5000	10	\$210 C
165 9SS81AL-M	1/2" MPT	1/2" Fpt	5000	10	\$210 C
165 7153	1/2" MPT	1/2" Fpt	5000	30	\$poa
165 9SS12AL	3/4" FPT	3/4" Fpt	4500	10	\$poa
165 9SS12AL-M	3/4" MPT	3/4" Fpt	4500	10	\$265 C
165 24055	3/4" MPT (SS)	3/4" Fpt	3000	10	\$poa
165 25023	1" FPT	1" FPT	4000	20	\$poa
165 25010	1" FPT (SS)	1" FPT	1000	30	\$poa
165 9SS16AL-M	1" MPT	1" FPT	4000	10	\$265 C
165 7390	1" MPT (SS)	1" FPT	3000	10	\$poa
165 9SS20AL	1-1/4" FPT	1-1/4" FPT	4000	10	\$poa
165 9SS20AL-M	1-1/4" MPT	1-1/4" FPT	4000	10	\$poa
165 9SS24AL	1-1/2" FPT	1-1/2" FPT	3000	10	\$poa
165 9SS24AL-M	1-1/2" MPT	1-1/2" FPT	3000	10	\$poa

Part #	Description	List
165 SS8KIT-AL	Repair Kit, 3/8" & 1/2"	\$poa
165 SS12KIT-AL	Repair Kit, 3/4", old style	\$poa
165 20183	Repair Kit, 3/4", new style	\$poa
165 20258	Repair Kit, 16015/25023	\$poa
165 SS16KIT-AL	Repair Kit, 9SS16AL-M/7390	\$poa
165 7380KIT	Repair Kit, for 7153 Swivel	\$poa






## Foaming & Detergent



# Foam & Detergent Detergent Injectors

## Using "Downstream Detergent Injector"

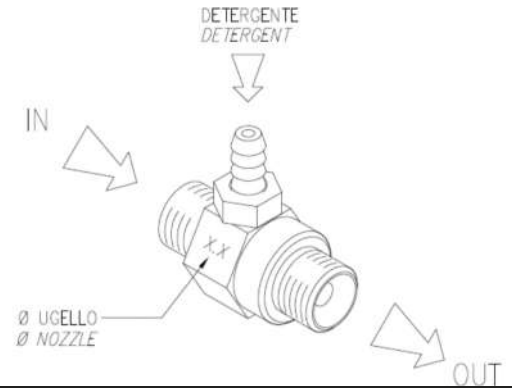


**Plumbing:**  
The detergent Injector is installed between the pump/unloader and the high pressure outlet hose.

**Remember:**  
Follow the arrows when installing. "IN" affixes to the unloader and "OUT" affixes to the high pressure hose  
Select the appropriate injector to suit the flow of your machine

The injector functions only if the "out" channel is at low pressure. ie make sure the low pressure detergent nozzle is fitted, not a 0°, 15°, 25° or 40°  
Fit a clear plastic tube between the detergent port on the injector and your detergent bottle (make sure it is diluted as per the instructions on the detergent bottle)

When finished, make sure you run the pressure washer without detergent to remove any residue that may cause sticking during the next use



mm	Inch	l/min
1.2	0.047"	3 - 5
1.5	0.059"	5 - 8
1.8	0.071"	8 - 12
2.1	0.083"	10 - 15
2.3	0.090"	12 - 18
2.5	0.098"	14 - 22
2.7	0.106"	17 - 26

### Chemical Kit - High Pressure (before pump)



Placed on the inlet side of the pump.  
Used to provide soap discharge at pressure washers Maximum Pressure


**Specifications:**  
Flow: 11 l/min.  
Pressure: 3500 Psi  
Temp: 82°C

\*\*\*suitable for machines to 11l/min  
\*\*\*not suitable for gravity fed inlet water

**Pros and Cons of High Pressure Venturi**  
Pro: Discharges chemical at higher pressure  
Pro: Will better apply cheaper graded detergent  
Con: Runs through pump, users forget to flush pump after use

Part #	Inlet	Outlet	List
85.400.003	3/4" Npt F	3/4" Npt M	\$59 D

### Chemical Kit - Low Pressure (after pump)



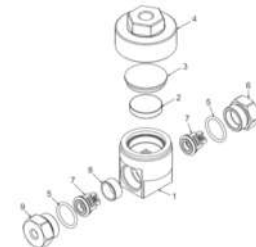
**Specifications:**  
Flow: 7-19 l/min., 90°C  
Pressure: 4000 Psi (max.)  
Temp: 90°C

Part #	Inlet	Outlet	Flow	List
125 85.300.090	3/8" Npt M		7 to 19 l/min	\$41 D
125 85.300.091	3/8" Npt M	3/8" Npt F	7 to 19 l/min	\$36 D
125 85.300.097	QC Plug	QC Female	11 to 19 l/min	\$47 D
125 85.400.001	Is 85.300.097 c/w 90cm chemical hose			\$36 D

### Pulse Actuated Chemical Pump



- 303 Stainless Steel body
- EPDM diaphragm offers resilience and chemical compatibility
- Mounts to one of the drive pump inlet valve ports by using a special valve adapter
- Draws cleaning solution with each stroke of the drive pump
- Allows cleaning solution application at system pressure to 1500 PSI
- Also need to order adaptor fitting to suit your pump



Part #	Inlet	Outlet	List
100906	1/8" Npt F	1/8" Npt M	\$1141

No.	Part #	Description	Qty
1	520193	Body, Pulse Pump	1
2	660180	Plastic Disc	1
3	700033	Rubber Diaphragm	1
4	520192	Top Cover Inlet, Pulse Pump	1
5	701004	O-Ring, 0.70 DURO, Buna-N	2
6	520195	Valve Cap, 303 SST	1
7	103162	Assy., Valve Kit, Chem Pulse Pump	2
8	520194	Spacer Ring, 303 SST	1
9	520196	Valve Cap, 303 SST	1

# Foam & Detergent Detergent Injectors



Detergent Injector						
Pressure to 4060Psi (4500max)			Flow to 30 l/min.		Temp to 90°C	
Low Pressure Venturi - Bsp Budget				Low Pressure Venturi - Bsp Premium		
Part #	Inlet	Outlet	Nozzle	Flow (l/min)	List	
<u>Fixed</u>						
155 0203003010	3/8" Bsp F	3/8" Bsp M	1.8mm	8 to 12	\$21	
155 0203002010	3/8" Bsp M	3/8" Bsp M	1.8mm	8 to 12	\$22	
155 0203003020	3/8" Bsp F	3/8" Bsp M	2.1mm	10 to 15	\$22	
155 0203002020	3/8" Bsp M	3/8" Bsp M	2.1mm	10 to 15	\$22	
<u>Adjustable</u>						
155 0203003110	3/8" Bsp F	3/8" Bsp M	1.8mm	8 to 12	\$28	
155 0203002110	3/8" Bsp M	3/8" Bsp M	1.8mm	8 to 12	\$28	
155 0203003120	3/8" Bsp F	3/8" Bsp M	2.1mm	10 to 15	\$34	
155 0203002120	3/8" Bsp M	3/8" Bsp M	2.1mm	10 to 15	\$34	
<u>Fixed</u>						
145 21.0000.18	3/8" Bsp M	3/8" Bsp M	1.8mm	8 to 12	\$30	
145 21.0000.21	3/8" Bsp M	3/8" Bsp M	2.1mm	10 to 15	\$32	
145 21.0080.21	as above - 7mm hose barb can be set in different directions					\$32
<u>Variable</u>						
145 21.0170.18	3/8" Bsp F	3/8" Bsp M	1.8mm	8 to 12	\$44	
145 21.0175.18	3/8" Bsp M	3/8" Bsp F	1.8mm	8 to 12	\$40	
145 21.0180.18	3/8" Bsp M	M22 AR1	1.8mm	8 to 12	\$40	
145 21.0150.18	3/8" Bsp M	3/8" Bsp M	1.8mm	7 to 19	\$40	
145 21.0150.21	3/8" Bsp M	3/8" Bsp M	2.1mm	10 to 15	\$40	
145 21.0150.23	3/8" Bsp M	3/8" Bsp M	2.3mm	19 to 30	\$41	
145 21.0130.21	as above - 7mm hose barb can be set in different directions					\$44
145 21.0175.21	3/8" Bsp M	3/8" Bsp F	2.1mm	10 to 15	\$44	
145 21.0185.21	M22 AR1 B	M22 AR1 A	2.1mm	10 to 15	\$67	
145 21.0175.23	3/8" Bsp M	3/8" Bsp F	2.3mm	12 to 18	\$40	
145 21.0175.25	3/8" Bsp M	3/8" Bsp F	2.5mm	14 to 22	\$40	
145 21.0175.27	3/8" Bsp M	3/8" Bsp F	2.7mm	17 to 26	\$42	
<u>Variable - Stainless tp 5650 max. Psi</u>						
148 541 69	3/8" Bsp M	3/8" Bsp M	1.8mm		\$299	
148 541 70	3/8" Bsp M	3/8" Bsp M	2.1mm		\$299	
Replacement Nozzles:						
21.0006.51			1.2mm Sst		\$19	
21.0007.51			1.5mm Sst		\$19	
21.0002.51			1.8mm Sst		\$19	
21.0004.51			2.1mm Sst		\$19	
21.0157.51			2.3mm Sst		\$19	

Extended Detergent Injector - For use with longer hoses						
Pressure to 3200 Psi (3650max)			Flow to 30 l/min.		Temp to 90°C	
Low Pressure Venturi - Bsp Premium				Chemical Injector with higher suction power (suits longer hoses)		
Part #	Inlet	Outlet	Injector Nozzle	Colour	List	
<u>Variable</u>						
145 21.0600.12	3/8" Bsp M	3/8" Bsp M	1.2mm	Black	\$poa	
145 21.0600.14	3/8" Bsp M	3/8" Bsp M	1.4mm	Black	\$poa	
145 21.0600.18	3/8" Bsp M	3/8" Bsp M	1.8mm	Black	\$poa	
145 21.0600.21	3/8" Bsp M	3/8" Bsp M	2.1mm	Black	\$poa	

## Detergent for use with Detergent Injectors

### Detergent



Car wash		
Part #	Volume	List
85.490.050	3.78L	\$30



House and Siding		
Part #	Volume	List
85.490.051	3.78L	\$30



Deck and Fence		
Part #	Volume	List
85.490.052	3.78L	\$30



Heavy Duty Degreaser		
Part #	Volume	List
85.490.053	3.78L	\$30



Part #	Type	List
85.490.054	4 Pack	\$79 c



Part #	Type	List
85.490.090	Car Wash	\$24



Part #	Type	List
85.490.091	House & Deck	\$24



Part #	Type	List
85.490.093	Degreaser	\$24



## Foamer Options

Touchless Cleaning - Foam Methods		
Low Pressure Via Garden Hose	High Pressure (Intake from foam bottle)	High Pressure (Intake from bulk tank)
No pressure washer needed Simply attach to you garden hose	Attach to you pressure washer lance Can use to 2 litres of foam per job Choice of 2 jetting option	Attach to you pressure washer lance For bigger jobs where more foam will be used Reduces chemical splash & drift Many nozzle jetting options
Good	Better	Better

Car Wash	
High quality foam for the home user.	
Touchless car cleaning	
Simply apply with the foamer on your pressure washer, then rinse for a safe clean	
<p>125 85.490.059 Concentrate 500ml \$11 (C12)                  125 85.490.060 Concentrate 1 Litre \$19 (C12)                  125 85.490.059 Concentrate 4 Litre \$39 (C12)                  165 SPC549 Diluted 1 Litre \$5 (C12)</p>	

Truck & Bus Wash - Jumbo Foam Concentrate	
A favourite with Truck and Bus owners, this super active foam is guaranteed to leave no streaks and leaves a high gloss finish.	
The extra foam prevents drying of the product during washing. Jumbo Foam has ingredients that inhibit corrosion by forming a protective layer on the bodywork and also create demagnetization of dirt.	
Jumbo Foam leaves a water-repellent and shining coachwork because of its special 9 Ingredient mix	
We only carry one Truck Foam, but it is the best	
Concentrated to 1:100	
<p>125 85.490.099 4 Litre Concentrate \$39 (C4)</p>	

# Foam & Detergent

## Foam Product

### Industrial Truck & Bus Wash - Foam Concentrate

A favourite with Truck and Bus owners, this super active foam is guaranteed to leave no streaks and leaves a high gloss finish.

Can be used as touch style with brush, or touchless with a Foam lance

Jumbo & Diamond have great cleaning power, and leaves a water repellent & shining finish

We only carry one Truck Foam, but it is the best

**User notes:**

**Foam and rinse. Apply foam and immediately rinse (from the bottom up)**

**Touchless style works best with pressure washers form 2500-3000 Psi**

**Diamond has very high cleaning and clinging power, but is not to be used on polished alloy like truck fuel tanks and bull bars**

**Jumbo Foam is less concentrated, but safer for polished alloy**



Diamond Concentrate Strong Alkaline Mix Dilution required: 1:300	Jumbo Foam Concentrate Safe for polished alloy Dilution required: 1:100
125 85.490.098 4 Litre \$43 (C4)	125 85.490.099 4 Litre \$39 (C4)

### CAR CARE KIT



- 1pc PVC zipper bag
- 1pc double side microfiber towel (36x26cm)
- 2pc of microfiber applicator pads
- 1pc microfiber glove (23x16cm)
- 1pc microfiber sponge (22x11x6cm)
- 1pc wheel wash brush

### LOW PRESSURE EXTENDABLE LANCE

- Features:
- Long Wand - Low Pressure
  - Aluminium Lance + 25mm Soft Brush
  - Length: Extended 2.25m
  - Retracted 1.40m
  - Plastic - Black
  - Brush - Yellow
  - Carton Qty = 6



Part #	Description	List 1-7	8 Pack
125 85.801.004	Car Care Kit	\$23 C	19 C

Part #	Description	List 1-5	6 Pack
125 85.400.050	Full long lance with soft brush (XH-A06-1)	\$49	\$39
125 85.400.051	Optional 25mm hard Brush (XH-A06-H)	\$16	\$13

## Foam Gun - Low Pressure

### BE Flow Pressure Foam Gun

Make foam by connecting your garden hose to our Foam Gun. Foam is created via the built in foam injector. Adjust the chemical dilution via 5 mixing settings.

**Features:**

- Generally resistant to chemicals and caustics
- Creates a thick, clinging foam
- Works off garden hose, no pressure cleaner required
- Dial with 5 mixing ratios
- Anti siphon built into bottle
- Fitted with standard garden hose plug
- Water Pressure up to 87 Psi / Maximum Output flow up to 5.5 l/min



Part #	Made	Container Capacity	List
165 FT-10030	PRC	1 Litre Bottle	\$67 D

### Genuine Gilmour Foam Gun

Make foam by connecting your garden hose to our Foam Gun. Foam is created via the built in foam injector. Adjust the chemical dilution via 5 mixing settings.

**Features:**

- Generally resistant to chemicals and caustics
- Creates a thick, clinging foam
- Works off garden hose, no pressure cleaner required
- Dial with 5 mixing ratios
- Anti siphon built into bottle
- Fitted with standard garden hose plug
- Water Pressure up to 87 Psi / Maximum Output flow up to 5.5 l/min



Mixing Ratios					
A	B	C	D	E	0
1:128	1:64	1:32	1:20	1:10	off

Part #	Made	Container Capacity	List
148 106 996 500	Germany	1 Litre Bottle	\$183 D
148 106 996 510	Germany	2 Litre Bottle	\$209 D
148 734 10		Backflow Preventer	\$71 D
148 106 996 506		Cplr gun/mixing head	\$49 D
148 106 996 501		Gun	\$84 D
148 106 996 509		Extended lance	\$poa D

### PA Low Pressure Foam Gun

Make foam by connecting your garden hose to our Foam Gun. Foam is created via the built in foam injector. Ensure product is diluted to manufacturers recommendations

**Features:**

- Generally resistant to chemicals and caustics
- Creates a thick, clinging foam
- Works off garden hose, no pressure cleaner required
- Outlet options to suit sprayer market
- Water Pressure up to 87 Psi / Maximum Output flow up to 5.5 l/min



Part #	Made	Bottle	Inlet	List
145 15.0202.00	Italy	1 Litre	1/2" Bsp F	\$36 D
145 15.0202.01	Italy	1 Litre	Hose barb 13mm	\$39 D
145 15.0202.02	Italy	1 Litre	Hose barb 20mm	\$39 D





## Foam Lance

### Foam Jet Kit - Shoots Foam Higher

- Delivers over 6.5 metres of dense foam
- Delivers detergent up to 10 metres in height
- Ideal for reaching top of curtain on trucks



**Specifications:**  
 Inlet: 1/4" Bsp F  
 Pressure: 5000 Psi  
 Flow: 21 l/min.  
 Temp: 60°C  
 Inlet Hose: 10m

Part #	Description	List
147 14.0289	Jet Kit	\$224 D

- Throws chemical as high as 13 metres
- Complete kit supplied, ready to go



### X-JET

**Specifications:**  
 Inlet: QC  
 Pressure: 2000-3000 Psi  
 Flow: 15-21 l/min.  
 Temp: 60°C  
 Inlet Hose: 4.6m

Part #	Description	List
165 XJ M5-13	Jet Kit - Adj 15-21 l/m, 2-3000 Psi	\$399 C

### Foam Jet Kit - Handles foam better where longer hose used



- Injector extension makes kit more effective when using longer hoses
  - Install injector at pump exit
  - Install foamer to machine lance
- Inlet: 1/4" F / 3/8"MM Bsp

nb: to switch foamer head to ST version on page 538, match "foamer nozzle" size on this page to code 200 075 562 on page 538 Nozzle swap

Part #	Description	Injector Nozzle	Foamer Nozzle	Colour	List
145 25.1530.18	LS3 to 2300Psi 20 l/min	1.2mm	1.8mm	Black	\$poa D
145 25.1845.18	LS12 to 2900Psi 10 l/min	1.4mm	1.8mm	Black	\$poa D
145 25.1845.21	LS12 to 2900Psi 15 l/min	1.8mm	2.1mm	Red	\$134 D
145 25.1845.25	LS12 to 2900Psi 25 l/min	2.1mm	2.5mm	Blue	\$143 D



## Foam Lance

### Professional



#### LS3 Adjustable

Spray Pattern: 0° to 40°  
Flow: 20 l/min., 60°C  
Pressure: 2300 Psi (max 2600)  
Metering: Adjustable  
Inlet: 1/4" Bsp F  
Tank Size: 1 Litre



**Head Colour Code:**  
Black: Standard  
Red: Professional  
Blue: Industrial

#### LS12 Fixed

Spray Pattern: 40°  
Flow: 25 l/min., 60°C  
Pressure: 2900 Psi (max 3200)  
Metering: Fixed  
Inlet: 1/4" Bsp F  
Tank Size: 1 or 2 Litre

#### LS10 Fixed

Spray Pattern: 40°  
Flow: 25 l/min., 60°C  
Pressure: 2900 Psi (max 3200)  
Metering: Fixed  
Inlet: 3/8" Bsp F  
Tank Size: 1 or 2 Litre

	Head: Red		Head: Red		Head: Blue	
Foamer only with hose barb	n/a		145 25.1800.65	.5mm \$149	145 25.1860.15	1.5mm \$169
Foamer with 1 Litre Bottle	145 25.1544.12	1.25mm \$99	145 25.1890.15	1.5mm \$149	145 25.1865.15	1.5mm \$169
Foamer with 1 Litre Bottle	145 25.1544.14	1.40mm \$103	145 25.1840.71	2.1mm \$149		
Foamer with 2 Litre Bottle	n/a		145 25.1842.65	1.5mm \$163	145 25.1868.15	1.5mm \$183

#### Parts:

Bottle only 1 Litre	145 14.6502.00	\$20	145 14.6506.00	\$20
Bottle only 2 Litre	n/a		145 14.6507.00	\$25
Strainer	145 25.1512.51	\$12 (pos 9)		
Det adjusting pin			145 25.1817.84	\$5
Spacer ring			145 25.1831.85	\$2
Nozzle 1.25mm -to 3000 Psi	145 21.0223.51	\$poa	145 25.1806.51	\$poa
Nozzle 1.40mm	145 21.0226.51	\$poa	145 21.0007.51	
Nozzle 1.5mm -to 4000 Psi			145 21.0004.51	
Nozzle 2.1mm				



note: can convert Foamer by swapping nozzle

Nozzle size @ 2900 Psi - 1.5mm = 15l/min - 1.8mm = 21l/min - 2.1mm = 30l/min

### Prosumer Retail Kit



Complete Foam lance Kit, with ends to suit M22, QC, some Karcher and Blue Clean

#### Specifications:

Inlet: 1/4" Bsp F  
Pressure: 3200 Psi (max.)  
Metering: Adjustable  
Nozzle: 1.25mm + bonus 1.8mm  
Tank Size: 1 Litre

Bonus fitting kit & thread tape for easy connection to most prosumer machines

**125 85.400.048 Full Kit \$79 D**

#### Spare Parts:

KF3521 Karcher style \$10  
26.0051.31 M22  
85.300.109S QC  
KF3522 AR  
KF3519 AR  
KF3519 Nozzle 1.25  
KF3520 Nozzle 1.8mm



## Connection Kits

KARCHER HD/HDS		
M22 Karcher HD	M22 Karcher HD	M22 Karcher HD
1/4" Bsp M	1/4" Bsp F	1/4" Bsp M
Brass To 4000 Psi	Brass To 3650 Psi	Brass To 3650 Psi
165 8.082.07 \$14	145 26.0250.20 \$23	145 26.0250.30 \$22

KARCHER BAYONET		
Bayonet Karcher Style	Bayonet Karcher Style	Bayonet Karcher Style
1/4" Npt M	1/4" Npt M	1/4" Npt F
Poly/Brass To 2550 Psi	Brass To 3650 Psi	Brass To 3650 Psi
165 8.082.01B \$8	145 26.0610.00 \$16	145 26.0606.00 \$16

M22		
A M22 Nipple	A M22 Nipple	A M22 Coupling
B 1/4" Bsp M	B 1/4" Bsp F	B 1/4" Bsp F
145 26.0051.31 List \$11 (25)	145 26.0002.31 List \$12(25)	145 26.0250.20 List \$22 (D25)

QUICK CONNECTS	
QC 1/4" Plug	QC 1/4" Coupling
1/4" Npt M	1/4" Bsp F
Stainless to 5000 Psi	Nickel Plated Brass to 4050 Psi
125 85.300.109S \$9	145 26.2060.00 \$26



LAVOR
Plug Lavor
1/4" Bsp F
Brass To 2550 Psi
145 26.0051.31 \$11
165 8.082.04 \$8

KRANZLE	
M22 Kranzle	M22 Kranzle
1/4" Bsp F	1/4" Bsp M
Brass To 3650 Psi	Brass To 3650 Psi
145 26.0051.31 \$11	145 26.0002.31 \$12

BOSCH
Bayonet Bosch/Black & Decker
1/4" Bsp M
Nylon/Brass To 2550 Psi
165 8.082.02 \$8

YILI
Bayonet Yili / Interskol
1/4" Bsp M
Nylon/Brass To 2550 Psi
165 8.082.03 \$8

## Connection Kits

KEW			
Plug kW	Plug kW	Plug kW	Coupling kW
1/4" Bsp M Stainless To 4000 psi	1/4" Bsp M Stainless To 4000 psi	1/4" Bsp F Stainless To 3650 psi	1/4" Bsp M Stainless To 3600 psi
148 040 001 256 \$poa	165 8.082.10 \$poa	155 0121720120 \$40	165 8.082.11 \$14



NILSFIK / ALTO / GERNI				
Bayonet Nilfisk/Alto	Bayonet Nilfisk/Alto	Bayonet Nilfisk/Alto	Bayonet Nilfisk/Alto	Bayonet Gerni
1/4" Bsp F Brass To 1750 Psi	1/4" Bsp M Brass To 2550 Psi	1/4" Bsp M Nylon / Brass To 2550 Psi	1/4" Bsp M Brass To 2250 Psi	1/4" Bsp F Brass
145 26.0605.00 \$16	165 8.082.05A \$16	165 8.082.05B \$9	165 8.082.15 \$12	148 200 000 439 \$19

NIPPLES		
1/4" Bsp M Tapered	1/4" Bsp F	1/4" Bsp M
1/4" Bsp M Tapered	1/4" Bsp F	1/4" Bsp M
Brass	Brass	Steel
165 03306002 \$4	165 02508319 \$4	165 8.082.16B \$2

COUPLER TO FOAMER EXTENSIONS	
1/4" Bsp M Tapered	1/4" Bsp M
1/4" Bsp M Tapered	1/4" Bsp M
Brass 69mm long	Brass 300mm long
145 26.0604.31 \$poa	145 41.0501.56 \$poa



## Foam Nozzle

### How it works:

Insert Foaming Injector / Metering Valve to pump outlet on your pressure washer  
 Attach Foam Nozzle to end of lance (require standard gun and lance only)  
 When hose on metering valve is inserted into chemical, venturi creates foam at the foam nozzle  
 (product picks up from Injector and is converted to foam at the Foam Nozzle where air is injected)  
 Adjust metering valve to determine how much product is used



### Benefits of this method:

For bigger jobs where more foam will be used  
 Reduces chemical splash & drift  
 Nozzle options allows jetting to be set exactly to your machine

Nozzle Selection																		
Flow	Pressure (bar)																	
(l/min)	80	90	100	110	120	130	140	150	160	170	180	190	200	210	220	230	240	250
10		1.6-2.0 (070)		1.5-2.0 (070)	1.4-2.0 (065)						1.3-1.7 (050)							
11			1.6-2.0 (075)			1.5-2.0 (070)	1.4-2.0 (065)							1.3-1.7 (050)				
12	1.7-2.3 (100)				1.6-2.0 (075)			1.5-2.0 (070)		1.4-2.0 (065)								1.3-1.7 (050)
13	1.8-2.3 (130)		1.7-2.3 (100)			1.6-2.0 (075)				1.5-2.0 (070)			1.4-2.0 (065)					
14		1.8-2.3 (130)		1.7-2.3 (100)				1.6-2.0 (075)					1.5-2.0 (070)			1.4-2.0 (065)		
15	1.9-2.3 (130)		1.8-2.3 (130)			1.7-2.3 (100)				1.6-2.0 (075)						1.5-2.0 (070)		1.4-2.0 (065)
16	2.0-2.8 (3x050)		1.9-2.3 (130)	1.8-2.3 (130)				1.7-2.3 (100)					1.6-2.0 (075)					
18	2.1-2.8 (3x050)		2.0-2.8 (3x050)		1.9-2.3 (130)		1.8-2.3 (130)				1.7-2.3 (100)							1.6-2.0 (075)
19	2.2-2.8 (3x050)	2.1-2.8 (3x050)		2.0-2.8 (3x050)			1.9-2.3 (130)	1.8-2.3 (130)					1.7-2.3 (100)					
20	2.2-2.8 (3x050)		2.1-2.8 (3x050)		2.0-2.8 (3x050)			1.9-2.3 (130)		1.8-2.3 (130)						1.7-2.3 (100)		
22	2.3-2.8 (3x060)		2.2-2.8 (3x050)		2.1-2.8 (3x050)			2.0-2.8 (3x050)			1.9-2.3 (130)			1.8-2.3 (130)				
24		2.4-2.8 (3x060)	2.3-2.8 (3x060)		2.2-2.8 (3x050)		2.1-2.8 (3x050)				2.0-2.8 (3x050)				1.9-2.3 (130)			1.8-2.0 (130)
26		2.5-3.2 (3x070)	2.4-2.8 (3x060)	2.3-2.8 (3x060)			2.2-2.8 (3x050)		2.1-2.8 (3x050)					2.0-2.8 (3x050)				1.9-2.3 (130)
28	2.6-3.2 (3x075)		2.5-3.2 (3x070)		2.4-2.8 (3x060)	2.3-2.8 (3x060)			2.2-2.8 (3x050)			2.1-2.8 (3x050)					2.0-2.8 (3x050)	
29	2.6-3.2 (3x075)			2.5-3.2 (3x070)	2.4-2.8 (3x060)		2.3-2.8 (3x060)				2.2-2.8 (3x050)		2.1-2.8 (3x050)					2.0-2.8 (3x050)
30	2.7-3.2 (3x085)	2.6-3.2 (3x075)		2.5-3.2 (3x070)		2.4-2.8 (3x060)		2.3-2.8 (3x060)				2.2-2.8 (3x050)			2.1-2.8 (3x050)			
32	2.8-3.2 (3x100)	2.7-3.2 (3x085)	2.6-3.2 (3x075)			2.5-3.2 (3x070)		2.4-2.8 (3x060)		2.3-2.8 (3x060)					2.2-2.8 (3x050)			2.1-2.8 (3x050)
34		2.8-3.2 (3x100)	2.7-3.2 (3x085)		2.6-3.2 (3x075)			2.5-3.2 (3x070)		2.4-2.8 (3x060)		2.3-2.8 (3x060)					2.2-2.8 (3x050)	
36			2.8-3.2 (3x100)	2.7-3.2 (3x085)		2.6-3.2 (3x075)				2.5-3.2 (3x070)			2.4-2.8 (3x060)		2.3-2.8 (3x060)			
38				2.8-3.2 (3x100)		2.7-3.2 (3x085)		2.6-3.2 (3x075)				2.5-3.2 (3x070)			2.4-2.8 (3x060)			2.3-2.8 (3x060)
40					2.8-3.2 (3x100)		2.7-3.2 (3x085)		2.6-3.2 (3x075)				2.5-3.2 (3x070)				2.4-2.8 (3x060)	



## Foam Nozzle



1/4" f. Stainless Steel. Foam head ST-75 with nozzle. Max. 310 bar / 100°C.

P/N	Dia.	List
200 075 514	1.6mm	\$poa
200 075 515	1.9mm	\$299



1/4"F. Brass. Foam head ST-75 with nozzle. Max. 310 bar/100°C.

P/N	Dia.	List
200 075 572	1.6mm	\$poa
200 075 573	1.9mm	\$119



1/4"F. Brass. Foam head ST-75 with nozzle. Max. 310 bar/100°C.

P/N	Dia.	List
200 075 552	1.6mm	\$poa
200 075 553	1.9mm	\$134



1/4"F. Brass. Foam head ST-75 with nozzle. Max. 310 bar/100°C.

P/N	Dia.	List
200 075 562	1.6mm	\$poa
200 075 563	1.9mm	\$poa

### Air injector nozzle options

P/N	Dia.	List
200 075 405	1.35mm	\$poa
200 075 406	1.45mm	\$poa
200 075 407	1.6mm	\$poa
200 075 408	1.7mm	\$poa

P/N	Dia.	List
200 075 410	1.9mm	\$poa
200 075 413	2.1mm	\$poa
200 075 415	2.3mm	\$poa
200 075 420	2.65mm	\$poa



### Foam pad.

P/N	List
540 500 09	\$15



## Foaming Injector and Metering Valve

Complete Set	Injector ST-160	Metering Valve ST-161
<p>ST-160 Injector with ST-161 attached</p>	<p>Injector for applications with chemicals &amp; foam 3/8"F x 3/8"M x 9mm hose barb Max 350 bar / 90C</p>	<p>Controls volume of product injected Max.: .09 bar (900 milibar) Max.: 1.1 l/min</p>
<p>148 200 160 600 148 200 160 601 148 200 160 602 148 200 160 603 148 200 160 604 148 200 160 605 148 200 160 606 148 200 160 607 148 200 160 608 148 200 160 609 148 200 160 610 148 200 160 611 148 200 160 613 148 200 160 614</p> <p>List \$356</p>	<p>148 200 160 499      1.2mm      \$poa 148 200 160 500      1.3mm      \$poa 148 200 160 505      1.4mm      \$poa 148 200 160 510      1.5mm      \$poa 148 200 160 515      1.6mm      \$poa 148 200 160 520      1.7mm      \$poa 148 200 160 525      1.8mm      \$poa 148 200 160 530      1.9mm      \$poa 148 200 160 535      2.0mm      \$poa 148 200 160 540      2.1mm      \$poa 148 200 160 545      2.2mm      \$poa 148 200 160 550      2.3mm      \$poa 148 200 160 560      2.5mm      \$poa 148 200 160 575      2.8mm      \$poa</p> <p><u>Components:</u> 148 040 003 580      Body only 148 200 163 350      Hose Barb + O Ring 148 020 005 100 Foam      Coloured Ring - Blue 148 020 005 108 Com Air      Coloured Ring - Grey 148 020 005 105 Disinfectant Coloured Ring - Yell.</p>	<p>148 200 161 500      Blue KFM      M14M x 9mm barb      \$poa 148 200 161 515      Grey EPDM      M14M x 9mm barb      \$poa 148 200 161 510      Blue FKM + Tail      9mm x 9mm barb      \$poa</p> <p>Maximum Draw with metering valve: 1.1 l/min Increase draw to 1.4 l/min. by swapping to return (remove restrictor if in place) 200 163 350 Standard 200 163 351 Highest Chem Resistance 040 003 590 Hose Barb</p>

## FoamBlast Nozzle

### Foamblaster ST-76

The foamblaster ST-76 is designed for applications in agriculture, industry, municipal cleaning and fire fighting technology.

There are injector nozzles with diameters of up to 2.8mm for high flow rates available for all easyfoam365+ stainless steel injectors ST-160, ST-164, ST-166 and ST-167 .

Material: stainless steel / plastic.

Min. 70 bar for use in combination with an easyfoam365+ injector unit.  
Min. 30 bar for sue with water / foamagent premix.

Max. 250 bar / 20 - 60 l/min/100°C.



P/N	Dia.	Inlet	List
200 076 615	2.7mm	1/2" F	\$699
200 076 621	3.2mm	1/2" F	\$poa
200 076 600	3.4mm	1/2" F	\$poa
200 076 624	3.6mm	1/2" F	\$poa
200 076 630	3.9mm	1/2" F	\$poa
200 076 633	4.1mm	1/2" F	\$poa

### ST-175 Foam & Clean

The change-over lance ST-175 Foam & Clean is the ideal accessory for Suttner's foam injection line. The innovative change-over technology allows to direct the full flow into either one or the other outlet pipe just by turning the hand wheel at the inlet.

In one position of the hand wheel the flow is directed through an ST-75 foam head for foaming. After changing over the full flow is directed through the other pipe and a regular spray nozzle for rinsing.

Appropriate nozzle sizing at chemical injector and ST-175 allows changing from foaming to rinsing right at the lance. ST-175 Foam & Clean is compatible to ST-160, ST-164, ST-166 and ST-176.

Due to ST-175's changeable air injector nozzles the lance can be driven with all pressure washers with flow rates from 5 to 25 l/min. Nozzles with integrated jet foamer are required/



1/4" F. Twin foam lance with vented handle ST-9 380mm, change-over valve ST-58, nozzle protector ST-10 without nozzle and foam head ST-75 without nozzle. A foam injector is required. Max 350 bar / 45 l/min / 100°C.

P/N	Length	List
200 175 400	600mm	\$247 C



M22 F. Twin foam lance with vented handle ST-9 380mm, change-over valve ST-58, ergonomic swivel screw coupling, nozzle protector without tip and foam head ST-75 without nozzle. A foam injector is required. Max. 350 bar / 45 l/min / 100°C.

P/N	Pistol	Length	List
200 175 411	Standard	420mm	\$297 C

## FoamFit

Ball Valves	
Coupling ST-2100 : 1/2" F. Ball valve with safety guard.	
Coupling ST-3100 : Plug Ball valve with safety guard.	
P/N	List
203 100 200	\$poa

Ball Valves		
P/N	P/N	List
29.1000.00	A SS313 Blue	\$poa
29.1030.00	D SS313 Red	\$poa
29.1050.00	B SS316 Blue	\$poa
29.1080.00	C SS316 Red	\$poa

Intake Filters									
Without Check Valve					With Check Valve				
Plastic + Brass Barb: 6 & 8mm Mesh: 51	Plastic Barb: 6 & 8mm	Plastic Barb: 6 & 8mm	Stainless Barb: 6 & 8mm	Brass Barb: 6 & 8mm	Plastic + Brass Barb: 6 & 8mm	Plastic + SS Barb: 6 & 8mm Mesh: 51	Plastic Barb: 6 & 8mm	Plastic Barb: 6 & 8mm	SS + Brass Barb: 7mm
145 28.1010.00 List: \$8	145 28.1045.00 List: \$8	155 0211000120 List: \$6	148 200 032 600 List: \$20	148 200 032 800 List: \$12	145 28.1000.00 List: \$9	145 28.1000.30 List: \$14	145 28.1035.00 List: \$8	155 0211000110 List: \$13	28 .0050.00 List: \$21

Reinforced PVC Hose	
<ul style="list-style-type: none"> <li>• Trolley foam units</li> <li>• Stainless steel, trolley with two grey and non fading wheels as well as one grey guide roll.</li> <li>• Two laterally attached lance holders</li> <li>• Sufficient space for two containers with chemicals comprising up to 30kg each.</li> <li>• H x W x D 1080 x 580 x 760 mm</li> </ul>	
Part #	List
148 200 163 390	\$1,499 B

Reinforced PVC Hose		
For foaming agent DN 9. 50 metres 60 °C.		
Part #	Length	List
306 550 50		\$poa




Chemical Hose Assembly		
Includes hose and suction filter		
Part #	Length	List
125 85.400.005	90cm	\$9
125 85.400.013	121cm	\$7
125 85.400.006	182cm	\$8
165 04188504	Hose only 6mm ID (per metre)	\$2
165 04188601	Hose only 8mm ID (per metre)	\$2








## Foam Guns

FOAM GUNS - High Clearance for use with Compressed Air

ST-2720	ST-2720 with coupling	ST-2725 with coupling ST-3100
		
<b>LTF</b>	<b>LTF</b>	<b>LTF</b>
Stainless steel. Suitable for e.g. huge water amounts in the food industry. PEEK conical nipple enables use in low pressure.	Gun with coupling ST-3100. Stainless steel. Suitable for e.g. huge water amounts in the food industry. PEEK conical nipple enables use in low pressure.	Gun with coupling ST-3100. Field of application: foam and rinsing applications in the food industry etc. Stainless steel. Chemically resistant valve piston stainless steel. PEEK seat.
Inlet: 1/2" F Outlet: 3/8" F Flow: 80 l/min. Pressure: 1813 Psi Temp: 150°C	Inlet: 1/2" FSw. Outlet: ST-3100 Coupling Flow: 80 l/min. Pressure: 1813 Psi Temp: 150°C	Inlet: 1/2" F Outlet: 3/8" F Flow: 80 l/min. Pressure: 1160 Psi Temp: 150°C
148 202 720 530 \$1995 📦	148 202 720 550 \$256	148 202 725 550 \$poa

ST-2700	ST-2700 kW	ST-2715
		
<b>LTF</b>	<b>LTF</b>	<b>LTF</b>
Stainless steel. Gun for industrial cleaning	Gun with coupling ST-3100. Stainless steel. Gun with kW Coupling	Stainless steel. With Ceramic Ball. Chemically resistant valve & acid resistant stainless seal seat
Inlet: 3/8" F Outlet: 1/4" F Flow: 45 l/min. Pressure: 4500 Psi Temp: 150°C	Inlet: 3/8" F Outlet: Coupling kW Flow: 45 l/min. Pressure: 4500 Psi Temp: 150°C	Inlet: 3/8" F Outlet: 1/4" F Flow: 45 l/min. Pressure: 5000 Psi Temp: 150°C
148 202 700 500 \$poa	148 202 700 560 \$336	148 202 715 500 \$poa

## Food & Sanitary Accessories

### GUNS - RL82 & RL34

*Designed for use with foamy detergents.  
Wide inner passages allow foam to flow freely*



with  
**TEC**

Inlet: 1/2" Bsp F Swivel  
Outlet: 1/2" Bsp F  
Performance: 80 l/min., 1850 Psi (2000max.)  
Temperature: 160°C  
Material: Internals in stainless. Externals in Brass or SS

145 30.2900.00 Gun - RL34 Brass with SS internals	\$169 D
145 30.2800.00 Gun - RL82 Stainless	\$432 D
148 575 49 - Reduction Nipple 1/2" to 1/4"	\$13 D

### DUAL LANCE - LD9

*Allows a quick change from low to high pressure, and viceversa*




Inlet: 1/4" Bsp F  
Outlet: 1/4" Npt F  
Tube: **1/4" Ai303 Stainless** x 700mm  
Performance: 40 l/min., 3650 Psi (4050max)  
Temperature: 160°C

145 41.0050.00 Dual Lance in Ai303 Stainless	\$269 D
--	---------

### LANCE - Rounded Grip

*Stainless Lance. 3 colour coded grips to distinguish nozzles or usage i.e. hot vs. cold water*



with  
**TEC**

with  
**TEC**

Inlet: 1/4" Bsp M  
Outlet: 1/4" Npt F  
Tube: **1/4" Ai303 Stainless**  
Performance: 40 l/min., 3650 Psi (4050max)  
Temperature: 160°C

Inlet: 1/4" Bsp M  
Outlet: 1/4" Npt F  
Tube: 1/4" Stainless  
Performance: 40 l/min., 3650 Psi (4050max)  
Temperature: 160°C (Sterilisation at 125°C)

Inlet: 1/4" Bsp M  
Outlet: 1/4" Npt F  
Tube: 1/4" Stainless  
Performance: 40 l/min., 3650 Psi (4050max)  
Temperature: 160°C

145 40.2160.00 Lance 500mm Black	\$46 D	145 40.3502.22 Lance 500mm Red	\$25 D	145 40.3300.22 Lance 300mm Grey	\$35 D
145 40.2160.30 Lance 500mm Red	\$46 D	145 40.3504.22 Lance 500mm Blue	\$25 D	145 40.3302.22 Lance 300mm Red	\$35 D
145 40.2160.60 Lance 500mm Blue	\$46 D	145 40.3900.22 Lance 1000mm Grey	\$42 D	145 40.3304.22 Lance 300mm Blue	\$35 D
145 40.2300.00 Lance 1000mm Black	\$55 D	145 40.3902.22 Lance 1000mm Red	\$36 D		
145 40.2300.30 Lance 1000mm Red	\$49 D	145 40.3904.22 Lance 1000mm Blue	\$36 D		
145 40.2300.60 Lance 1000mm Blue	\$49 D				

### Ai303 Stainless

"Resists rusting from all atmospheric sources, ideal for use in with foodstuff, sterilizing solutions and with organic chemicals"

## Food & Sanitary Accessories

### GUNS - RL82 & RL34 with ARS Coupling

*Designed for use with foamy detergents.  
Wide inner passages allow foam to flow freely*



Inlet: 1/2" Bsp F Swivel  
 Outlet: Various  
 Performance: 80 l/min., 1850 Psi (2000max.)  
 Temperature: 160°C  
 Material: Internals in stainless. Externals in Brass or SS

145 30.2940.00 RL34 +ARS350B Brass with SS internals	\$176
145 30.2960.00 RL34 +ARS178B Brass with SS internals	\$176
145 30.2980.00 RL34 +ARS25B Brass with SS internals	\$199
145 30.2840.00 RL82 +ARS350B Stainless	\$299

### LANCE - R5-1000

*Lance 1000mm made entirely in Aisi303 Stainless*




Inlet: ARS25A or ARS178A  
 Outlet: 1/4" Npt F  
 Tube: 1/4" Ai303 Stainless x 1000mm  
 Performance: 40 l/min., 3650 Psi (4050max)  
 Temperature: 160°C

145 40.2303.60 Lance ARS25A in Ai303 Stainless	\$76
145 40.2306.60 Lance ARS178A in Ai303 Stainless	\$71

### QC COUPLING - ARS178 & 178L

*Stainless Quick Couplers designed for the food industry  
Viton seals, large 12mm internal passage & 17.8mm Pin*



Inlet: See below  
 Outlet: QC B  
 Flow: 50 l/min.,  
 Pressure: 3650 Psi (4050max.)  
 Temp. 90°C  
 Material: SS with Viton Seals

Inlet: See below  
 Outlet: QC B  
 Flow: 50 l/min.,  
 Pressure: 3650 Psi (4050max.)  
 Temp. 90°C  
 Material: SS with Viton Seals

Inlet: See below  
 Outlet: QC A  
 Flow: 50 l/min.,  
 Pressure: 3650 Psi (4050max.)  
 Temp. 90°C  
 Material: Hardened Stainless

Inlet: See below  
 Outlet: QC A  
 Flow: 50 l/min.,  
 Pressure: 1825 Psi (2025max.)  
 Temp. 90°C  
 Material: Austempered SS

145 26.2555.30 1/2"BspF \$75	145 26.2500.10 3/8"BspF \$75 D	145 26.2520.00 1/4"BspF \$22	145 26.2530.00 1/4"BspF \$17 D
145 26.2555.40 1/2"BspM \$75	145 26.2500.30 1/2"BspF \$75 D	145 26.2520.10 3/8"BspF \$22	145 26.2530.10 3/8"BspF \$17 D
	145 26.2500.40 1/2"BspM \$75 D	145 26.2520.30 1/2"BspF \$30	145 26.2530.30 1/2"BspF \$30 D
		145 26.2520.40 1/2"BspM \$30	145 26.2530.40 1/2"BspM \$29 D

## TEC

TEC provides an enclosed cover and protected inlets/outlets to prevent filth & grime depositing inside the gun.  
Especially designed by PA in Italy for use in Food & Sanitary industries

## Acid Venturi



*Brick Cleaning - before and after*



### Perfect for Brick Cleaning

Inlet: 1/4" Bsp M  
 Hose Barb: 7mm  
 Material: Brass  
 Ratio: 3:1 & 6:1



#### Fitting an Acid Venturi to a BAR Pressure Cleaner

Acid Venturi 3:1 or 6:1  
 Plug 85.300.101S  
 8mm Clear Hose 1.5metres 04188601

Simply place the clear tube in your acid drum and the pressure cleaner will automatically pick up the acid, using a venturi action. (Recommended maximum pick up hose length - 5 metres)

#### Legend

4:1 = 4 parts water, 1 part Acid 8:1 = 8 parts water, 1 part Acid

Part #	Description	List
165 Acid Venturi	Ratio 3:1	\$79 D 
165 Acid Venturi	Ratio 6:1	\$79 D 



# Ultra High Pressure







## Class A / Class B

Size ↓	Colour ↓	Flow rate (l/min.) at Pressure (Bar)																					
		Flow rate (GPM) at Pressure (Psi)																					
	BAR Psi	60 870	80 1160	100 1450	120 1740	140 2030	150 2175	160 2320	180 2610	200 2900	220 3190	240 3480	250 3625	280 4060	300 4350	320 4640	350 5075	380 5510	400 5800	420 6090	450 6525	480 6960	500 7250
02	Light	3.6	4.1	4.6	5.0	5.4	5.6	5.8	6.2	6.5	6.8	7.1	7.3	7.7	8.0	8.2	8.6	9.0	9.2	9.4	9.8	10.1	10.3
	Green	0.9	1.1	1.2	1.3	1.4	1.5	1.5	1.6	1.7	1.8	1.9	1.9	2.0	2.1	2.2	2.3	2.4	2.4	2.5	2.6	2.8	2.7
023	Light	3.9	4.5	5.0	5.5	5.9	6.1	6.3	6.7	7.1	7.4	7.7	7.9	8.4	8.7	8.9	9.4	9.7	10.0	10.1	10.6	11.0	11.2
	Yellow	1.0	1.2	1.3	1.4	1.6	1.6	1.7	1.8	1.9	2.0	2.0	2.1	2.2	2.3	2.4	2.5	2.6	2.6	2.7	2.8	2.9	3.0
025	Pink	4.3	5.0	5.6	6.1	6.6	6.9	7.1	7.5	7.9	8.0	8.7	8.9	9.4	9.7	10.0	10.5	10.9	11.2	11.5	11.9	12.3	12.5
		1.1	1.3	1.5	1.6	1.8	1.8	1.9	2.0	2.1	2.2	2.3	2.3	2.5	2.0	2.6	2.8	2.9	3.0	3.0	3.1	3.2	3.3
027	Black	4.7	5.5	6.1	6.7	7.2	7.5	7.7	8.2	8.6	9.0	9.5	9.6	10.2	10.6	10.9	11.4	11.9	12.2	12.5	12.9	13.4	13.6
		1.2	1.4	1.6	1.8	1.9	2.0	2.0	2.2	2.3	2.4	2.5	2.5	2.7	2.8	2.9	3.0	3.1	3.2	3.3	3.4	3.5	3.6
03	White	5.2	6.0	6.7	7.3	7.9	8.2	8.5	9.0	9.5	9.9	10.4	10.6	11.2	11.6	12.0	12.5	13.1	13.4	13.7	14.2	14.7	15.0
		1.4	1.6	1.8	1.9	2.1	2.2	2.2	2.4	2.5	2.6	2.7	2.8	3.0	3.1	3.2	3.3	3.5	3.5	3.6	3.8	3.9	4.0
032	Dark	5.5	6.4	7.1	7.8	8.4	8.7	9.0	9.5	10.0	10.5	11.0	11.2	11.9	12.2	12.7	13.3	13.8	14.2	14.6	15.1	15.6	15.9
	Purple	1.5	1.7	1.9	2.1	2.2	2.3	2.4	2.5	2.7	2.8	2.9	3.0	3.1	3.2	3.4	3.5	3.7	3.8	3.8	4.0	4.1	4.2
035	Brown	6.0	7.0	7.8	8.5	9.2	9.6	9.9	10.5	11.0	11.6	12.1	12.3	13.1	13.5	14.0	14.6	15.2	15.0	16.0	16.5	17.1	17.4
		1.6	1.8	2.1	2.3	2.4	2.5	2.6	2.8	2.9	3.1	3.2	3.3	3.4	3.6	3.7	3.9	4.0	4.1	4.2	4.4	4.5	4.6
037	Light	6.5	7.5	8.4	9.2	9.9	10.3	10.6	11.3	11.9	12.5	13.0	13.3	14.1	14.5	15.0	15.7	16.4	16.8	17.2	17.8	18.4	18.8
	Red	1.7	2.0	2.2	2.4	2.6	2.7	2.8	3.0	3.1	3.3	3.4	3.5	3.7	3.8	4.0	4.2	4.3	4.4	4.5	4.7	4.9	5.0
04	Dark	7.0	8.1	9.1	10.0	10.8	11.1	11.5	12.2	12.9	13.5	14.1	14.4	15.2	15.8	16.3	17.0	17.7	18.2	18.6	19.3	19.9	20.3
	Yellow	1.9	2.2	2.4	2.6	2.8	2.9	3.0	3.2	3.4	3.6	3.7	3.8	4.0	4.2	4.3	4.5	4.7	4.8	4.9	5.1	5.0	5.4
043	Dark	7.5	8.7	9.7	10.6	11.5	11.9	12.3	13.0	13.7	14.4	15.0	15.3	16.2	16.8	17.4	18.1	18.9	19.4	19.9	20.6	21.3	21.7
	Grey	2.0	2.3	2.6	2.8	3.0	3.1	3.2	3.4	3.6	3.8	4.0	4.1	4.3	4.4	4.6	4.8	5.0	5.1	5.3	5.4	5.6	5.7
045	Blue	8.0	9.2	10.3	11.3	12.2	12.6	13.0	13.8	14.6	15.3	16.0	16.3	17.2	17.8	18.4	19.3	20.1	20.6	21.1	21.8	22.6	23.0
		2.1	2.4	2.7	3.0	3.2	3.3	3.4	3.7	3.8	4.0	4.2	4.3	4.6	4.7	4.9	5.1	5.3	5.4	5.6	5.8	6.0	6.1
05	Light	8.7	10.0	11.2	12.3	13.3	13.7	14.2	15.0	15.8	16.6	17.4	17.7	18.7	19.4	20.0	21.0	21.8	22.4	23.0	23.8	24.8	25.0
	Purple	2.3	2.6	3.0	3.2	3.5	3.6	3.7	4.0	4.2	4.4	4.6	4.7	5.0	5.1	5.3	5.5	5.8	5.9	6.1	6.3	6.5	6.6
053	Beige	9.3	10.7	12.0	13.1	14.2	14.7	15.2	16.1	17.0	17.8	18.6	19.0	20.1	20.8	21.5	22.4	23.4	24.0	24.6	25.5	26.3	26.8
		2.5	2.8	3.2	3.5	3.8	3.9	4.0	4.3	4.5	4.7	4.9	5.0	5.3	5.5	5.7	5.9	6.2	6.3	6.5	6.7	6.9	7.1
055	Dark	9.8	11.3	12.6	13.8	14.9	15.4	15.9	16.9	17.8	18.7	19.5	19.9	21.1	21.8	22.5	23.6	24.6	25.2	25.8	26.7	27.6	28.2
	Red	2.6	3.0	3.3	3.6	3.9	4.1	4.2	4.5	4.7	4.9	5.2	5.3	5.6	5.8	6.0	6.2	6.5	6.7	6.8	7.1	7.3	7.4
06	Dark	10.6	12.3	13.7	15.0	16.1	16.8	17.3	18.4	19.4	20.3	21.2	21.7	22.9	23.7	24.5	25.6	26.7	27.4	28.1	29.1	30.0	30.6
	Green	2.8	3.2	3.6	4.0	4.3	4.4	4.6	4.9	5.1	5.4	5.6	5.7	6.1	6.3	6.5	6.8	7.1	7.2	7.4	7.7	7.9	8.1
065	Light	11.5	13.2	14.8	16.2	17.5	18.1	18.7	19.9	20.9	22.0	22.9	23.4	24.8	25.6	26.5	27.7	28.9	29.6	30.3	31.4	32.4	33.
	Blue	3.0	3.5	3.9	4.3	4.6	4.8	4.9	5.2	5.5	5.8	6.1	6.2	6.5	6.8	7.0	7.3	7.6	7.8	8.0	8.3	8.6	8.7
07	Orange	12.4	14.3	16.0	17.5	18.9	19.6	20.2	21.5	22.6	23.7	24.8	25.3	26.8	27.7	28.6	29.9	31.2	32.0	32.8	33.9	35.1	35.8
		3.3	3.8	4.2	4.6	5.0	5.2	5.3	5.7	6.0	6.3	6.5	6.7	7.1	7.3	7.6	7.9	8.2	8.5	8.7	9.0	9.3	9.5
08	Silver	14.1	16.3	18.2	19.9	21.5	22.3	23.0	24.4	25.7	27.0	28.2	28.8	30.5	31.5	32.6	34.0	35.5	36.4	37.3	38.6	39.9	40.7
		3.7	4.3	4.8	5.3	5.7	5.9	6.1	6.5	6.8	7.1	7.4	7.6	8.0	8.3	8.6	9.0	9.4	9.9	9.9	10.2	10.5	10.8
085	White	15.0	17.4	19.4	21.3	23.0	23.8	24.5	26.0	27.4	28.8	30.1	30.7	32.5	33.6	34.7	36.3	37.8	38.8	39.8	41.1	42.5	43.4
	Rose	4.0	4.6	5.1	5.6	6.1	6.3	6.5	6.9	7.2	7.6	7.9	8.1	8.6	8.9	9.2	9.6	10.0	10.3	10.5	10.9	11.2	11.5
09	Gold	16.3	18.8	21.0	23.0	24.8	25.7	26.6	28.2	29.7	31.1	32.5	33.2	35.1	36.4	37.6	39.3	40.9	42.0	43.0	44.5	46.0	47.0
		4.3	5.0	5.5	6.1	6.6	6.8	7.0	7.4	7.8	8.2	8.6	8.8	9.3	9.6	9.9	10.4	10.8	11.1	11.4	11.8	12.2	12.4
10	White	17.8	20.6	23.0	25.2	27.2	28.2	29.1	30.9	32.5	34.1	35.6	36.4	38.5	39.8	41.1	43.0	44.8	46.0	47.1	48.8	50.4	51.4
	Blue	4.7	5.4	6.1	6.7	7.2	7.4	7.7	8.2	8.6	9.0	9.4	9.6	10.2	10.5	10.9	11.4	11.8	12.2	12.5	12.9	13.3	13.6
12	White	20.9	24.1	27.0	29.6	31.9	33.1	34.2	36.2	38.2	40.0	41.8	42.7	45.2	46.8	48.3	50.5	52.6	54.0	55.3	57.3	59.2	60.4
	Yellow	5.5	6.4	7.1	7.8	8.4	8.7	9.0	9.6	10.1	10.6	11.1	11.3	11.9	12.1	12.8	13.3	13.9	14.3	14.6	15.1	15.6	16.0
13	White	23.2	26.8	30.0	32.9	35.5	36.7	37.9	40.2	42.4	44.5	46.5	47.4	50.2	52.0	53.7	56.1	58.5	60.0	61.5	63.6	65.7	67.1
	Green	6.1	7.1	7.9	8.7	9.4	9.7	10.0	10.6	11.2	11.8	12.3	12.5	13.3	13.7	14.2	14.8	15.5	15.9	16.2	16.8	17.4	17.7
20	White	35.6	41.1	46.0	50.4	54.4	56.3	58.2	61.7	65.1	68.2	71.3	72.7	77.0	79.7	82.3	86.1	89.7	92.0	94.3	97.6	100.8	102.9
	Red	9.4	10.9	12.2	13.3	14.4	14.9	15.4	16.3	17.2	18.0	18.8	19.2	20.3	21.1	21.7	22.7	23.7	24.3	24.9	25.8	26.6	27.2

Prices exclude GST and Freight and are subject to change without notice.

## Hose Safety

### Ultra high pressure hoses


Hoses with double wire braid and winded surface. Type 2SC. Nominal diameter 10. Safety factor 3.5. Fittings stainless steel. Max. 150 °C

Female thread (DKOS)		Male thread (AGR)		Quick screw couplings	
M22 : M22	M22 : M22	3/8" : 3/8"	3/8" : 3/8"	M22 : M22	M22 : M22
Type 2SC. Max. 500 bar	Type 2SC. Max. 500 bar	Type 2SC. Max. 500 bar	Type 2SC. Max. 500 bar	Type 2SC. Max. 500 bar	Type 2SC. Max. 500 bar
<b>R+M Nr.</b>	<b>R+M Nr.</b>	<b>R+M Nr.</b>	<b>R+M Nr.</b>	<b>R+M Nr.</b>	<b>R+M Nr.</b>
358 177 310 9 10 m	364 177 310 9 10 m	358 144 310 9 10 m	364 144 310 9 10 m	358 100 310 9 10 m	364 100 310 9 10 m
358 177 315 9 15 m	364 177 315 9 15 m	358 144 315 9 15 m	364 144 315 9 15 m	358 100 315 9 15 m	364 100 315 9 15 m
358 177 320 9 20 m	364 177 320 9 20 m	358 144 320 9 20 m	364 144 320 9 20 m	358 100 320 9 20 m	364 100 320 9 20 m
358 177 330 9 30 m	364 177 330 9 30 m	358 144 330 9 30 m	364 144 330 9 30 m	358 100 330 9 30 m	364 100 330 9 30 m

Hoses with double wire braid and winded surface. Nominal diameter 10. Fittings stainless steel. Max. 150 °C

Hoses with double wire braid and smooth cover. Nominal diameter 6. Fittings stainless steel. Max. 150 °C

Quick screw couplings			Quick screw couplings / male thread (AGR)		
M24 : M24	M24 : M24	M24 : M24	M22 : M22	M22 : 1/8"	1/4" : 1/4"
2SC. Max. 500 bar	2SC. Max. 500 bar	2SN. Max. 600 bar	flexy 500. Max. 500 bar	flexy 500. Max. 500 bar	flexy 500. Max. 500 bar
<b>R+M Nr.</b>	<b>R+M Nr.</b>	<b>R+M Nr.</b>	<b>R+M Nr.</b>	<b>R+M Nr.</b>	<b>R+M Nr.</b>
358 197 310 9 10 m	364 197 310 9 10 m	368 697 610 9 10 m	338 000 310 9 10 m	424 300 010 9 10 m	424 344 010 9 10 m
358 197 315 9 15 m	364 197 315 9 15 m	368 697 615 9 15 m	338 000 315 9 15 m	424 300 015 9 15 m	424 344 015 9 15 m
358 197 320 9 20 m	364 197 320 9 20 m	368 697 620 9 20 m	338 000 320 9 20 m	424 300 020 9 20 m	424 344 020 9 20 m
358 197 330 9 30 m	364 197 330 9 30 m	368 697 630 9 30 m	338 000 330 9 30 m	424 300 030 9 30 m	424 344 030 9 30 m





## Hose Safety

### Ultra High Pressure Hose

**HOSE - WATERBLAST 8,700 Psi**  
Ends - 3/8" Bsp Male  
3/8" Bsp Female Swivel



- Tube in oil & water resistant syn. Rubber
- Pressure 8700 Psi (max.) / Temp 150°C
- Blue NW10-600 Bar (SF 2.1:1)
- Working Pressure 8,700 Psi
- ALMOST IMPOSSIBLE TO PURCHASE IN OUR INDUSTRY...NOW IN STOCK

Part #	Length	List
148 3686556159 15M	15m	\$499
148 3686556209 20M	20m	\$poa
148 3686556309 30M	30m	\$826
148 3686556409 40M	40m	\$poa
148 3686556509 50M	50m	\$poa
148 3686556609 60M	60m	\$1,299

**HOSE - 3/8" KEVLAR BRAIDED RED**  
Ends - 3/8" Bsp Male  
3/8" Bsp Female Swivel



**UHP Kevlar Braided Hose - Red**

- Pressure 10,877 Psi (max.) / Temp 60°C
- Fitted with male / female swivel Bsp ends
- Bend restrictor x 2

Part #	Length	List
125 85.805.007	15m	\$287 C
125 85.805.008	30m	\$549 C
125 85.805.009	60m	\$999 C

**HOSE - 3/8" KEVLAR BRAIDED RED**  
Ends - 3/8" Bsp Male  
3/8" Bsp Female Swivel



**UHP Kevlar Braided Hose - Red Fitted with Sock and Kevlar restraint**

- Pressure 10,877 Psi (max.) / Temp 60°C
- Fitted with male / female swivel Bsp ends
- Bend restrictor x 2

Part #	Length	List
125 85.805.010	15m	\$399 C

### Hose Sock



Part #	Description	List
148 956 160 045	Hose Sock	\$259 C

### Class B Hose Restraint



Part #	Description	List
165 CLASS B HOSE RESTRAINT	Restraint	\$125 C

## STAY SAFE... PERSONAL PROTECTION UP TO 500 BAR



### Comfort, Function and Safety - Pro Operator

Dyneema® is the world's strongest fibre.

(15 times stronger than steel on a weight for weight basis). This makes it possible to offer high levels of protection against water jetting hazards even with lightweight fabric. Being much thinner and more flexible than traditional materials, such as leather, cotton and metals, products made with Dyneema® fibre will be very comfortable. Employees will appreciate this comfort, combined with a higher protection, and consequently are more likely to wear them at all times.

Dyneema® is a registered trademark of Royal DSM N.V

PROTECTION LEVEL 5/5/2	
ROTOR	500 bar/7500 psi
FLAT	500 bar/7500 psi
SINGLE	200 bar/3000 psi
<b>89/686/EEC</b>	

### APRON

The full area of the Apron has built-in protection.  
 Good alternative protection in warm environments.  
 Adjustable neckband... Adjusts position of apron  
 Adjustable waistband... Takes weight off the neck  
 Very easy to put on and take off  
 Recommended for work on flat surfaces  
 The Apron comes in one size. Wight 0.7 kg

Part #: 956123501 One size fits all **List \$540 a**

### BOOTS... CE CERTIFIED TO 500 BAR

Designed for comfort, performance and grip.  
 Completely vulcanised rubber boots fitted with steel toecaps and insets to withstand both high pressure water jets on the uppers and sharp objects from penetrating the soles.

- Adjustable top strap
- Waterproof
- Textile inner lining for comfort
- Easy to pull on
- Size range 42 - 48

Part #: 956152501 Size 8  
 Part #: 956152505 Size 11 1/2 **List \$385 B**



### GLOVES

Five finger gloves (pack size 12)

Part #: 956100501 Size 8  
 Part #: 956100502 Size 11 **List \$174 B**

Prot. Level	Pressure bar (psi)	Flow (l/m)	Nozzle type	Dist. (mm)	Speed (m/s)	Result	Prot. Level	Pressure bar (psi)	Flow (l/m)	Nozzle type	Dist. (mm)
5/5/3	500 (7500)	16.9	Rotary jet	75	0.5	No penetration	5/5/3	500 (7500)	16.9	Rotary jet	75
5/5/3	500 (7500)	16.9	15° fan jet	75	0.5	No penetration	5/5/3	500 (7500)	16.9	15° fan jet	75
5/5/3	300 (4,300)	13.1	Pencil jet	75	0.5	No penetration	5/5/3	300 (4,300)	13.1	Pencil jet	75

## OVERALL WITH HOOD

3-layer functional overall which is CE certified for protection against High Pressure Cleaning. Excellent for the toughest conditions! Lined for high comfort. Waterproof and dirt repellent outside.

Part #: 956140503 Size M  
Part #: 956140507 Size 3XL

List \$1,556 a

- Detachable hood with 3 adjustments
- 2 pockets with water proof zippers
- Inside are cuffs...prevent leakage
- Elastic waist
- Zippers at bottom of legs
- Water proof front zipper with overlapping flap
- Knife pocket on right leg
- Pockets for knee pads
- ID pocket                      Reinforced knees
- Adjustable cuffs              Ventilation zips in armpits
- Weights 2,5kg (Overall size L)

## JACKET WITH HOOD

3-layer functional jacket which is CE certified for protection against high pressure cleaning. Very smooth and flexible to wear. Lined for high comfort. Waterproof and dirt repellent outside. Thoughtful details such as opening ventilation in the armpit, comfortable cuffs and adjustable hood. Weighs 1.6 kg (Jacket size L).

Part #: 956122503 Size M  
Part #: 956122507 Size 3XL

List \$998 B

## TROUSERS

3-layer functional trousers are CE certified for protection against High Pressure Cleaning. Very easy to put on and off. Adjustable elastic waist for perfect fit. Waterproof and dirt repellent outside. Practical details such as knife pocket, leg pocket and dual loops for felt. Zippers down on the legs allows them to widen to facilitate donning the boots. Weight 1.3kg (Trousers size L)  
Sizes XS-3XL

Part #: 956132503 Size M  
Part #: 956132507 Size 3XL

List \$762 B



## Protection up to 500 bar/7500 psi

### TECHNICAL DESCRIPTION

Outer material: Laminated Polyamide. Inner material: Polyester mesh. Protective material: special fabric containing Dyneema® fibre.  
Seams: taped.

Washing instructions: TST Special Grease Remover and machine wash 40°C/104°F. (No tumble drying.) CE-marking: approved according to the directive 89/686/EEC and BGR 191.

### PROTECTION LEVELS

The different levels of protection have been determined by testing according to the table below. In High Pressure Cleaning mainly three types of nozzles/jets are used; rotor, flat and single. Our safety levels have been adjusted to cover the most common work situations and to verify the quality of clothing and protective qualities.

Note! Different values (pressure, water flow, nozzle, distance, speed) can give significantly different results!

Speed (m/s)	Result
0.5	No penetration
0.5	No penetration
0.5	No penetration

Size	Height (cm)	Chest (cm)
XS	160-167 (5'3" - 5'6")	84(33")
S	168-175(5'6"-5'9")	92(36")
M	176-180(5'9"-5'11")	100(39")
L	181-186(5'11"-6'1")	108(43")
XL	187-192(6'2"-6'4")	116(46")
2XL	193-200(6'4"-6'7")	124(49")
3XL	201-206(6'7"-6'9")	132(52")


Conversion table for shoe sizes		
EUR	US	UK
42	9	9
43	9½	9
44	10½	10
45	11½	11
46	12	11½
47	13	12½
48	13½	13½




## Guns & Lances

### GUN - High Performance 1/2" Ends

#### GUN & LANCE - RL84 Heavy Duty


 <p>Inlet: 1/2" Bsp F Outlet: 1/2" Bsp F Performance: 80 l/min., 7250 Psi Temp: 100°C Other: Stainless Nipple</p>	Part #	Description	List
	145 30.5400.00	Spray Gun In: 1/2"F Out: 1/2"F	\$395
	145 30.5000.40	Lance 400mm In:1/2"M Out 1/2"F or 1/4"F	\$169
	145 30.5000.80	Lance 800mm In:1/2"M Out 1/2"F or 1/4"F	\$229
	145 30.5000.92	Lance 1250mm In:1/2"M Out 1/2"F or 1/4"F	\$456
	145 30.5018.51	Nipple 1/2" Bsp M to 1/4" Npt F	\$69
	145 30.5060.00	Shoulder Rest 300mm	\$46
	145 30.5027.24	Repair Kit	\$370

#### GUN & LANCE - ST3600 Heavy Duty

 <p>Inlet: 1/2" Bsp F Outlet: 1/2" Bsp F Performance: 80 l/min., 8700 Psi Temp: 150°C</p> <p><i>Turbo not included</i></p>	Part #	Description	List	
	148 203 600 550	Spray Gun In: 1/2"F Out: 1/2"F	\$663	
	<u>Lance (1/2") to fit Meg Nozzle</u>			
	148 203 600 400	Lance 500mm SS In:1/2"M Out: 1/4"F Npt	\$249	
	148 203 600 401	Lance 800mm SS In:1/2"M Out: 1/4"F Npt	\$295	
	148 203 600 402	Lance 1000mm SS In:1/2"M Out: 1/4"F Npt	\$324	
	<u>Lance (1/2") to fit Turbo Nozzle</u>			
	148 203 600 411	Lance 500mm SS In:1/2"M Out: 1/4"M	\$249	
	148 203 600 410	Lance 800mm SS In:1/2"M Out: 1/4"M	\$355	
	148 203 600 412	Lance 1000mm SS In:1/2"M Out: 1/4"M	\$386	
	148 203 900 500	Shoulder Rest 340-500mm (ST3900)	\$299	
	148 203 600 300	Grip for Lance 1/2"	\$89	
148 203 600 490	Gun Repair Kit	\$109		

### GUN - High Performance 1/4" Ends - ST Series

#### GUN & LANCE - ST2750 Medium Duty

 <p>Inlet: 3/8" Bsp F Outlet: 1/4" Bsp F Performance: 80 l/min., 7250 Psi Temp: 150°C</p>	Part #	Description	List	
	148 202 750 500	Spray Gun In: 3/8"F Out: 1/4"F	\$463	
	<u>Lance (1/4") to fit Meg or Turbo Nozzle</u>			
	148 070 003 502	Lance 350mm SS In:1/4"M Out 1/4"M	\$74 D	
	148 070 008 002	Lance 800mm SS In:1/4"M Out 1/4"M	\$135	
	148 070 012 002	Lance 1200mm SS In:1/4"M Out 1/4"M	\$171	
	148 200 010 730	Nozzle Protector 1/4" Npt F	\$18 D	
	148 202 705 590	Shoulder Rest	\$189	



#### TWIN LANCE - ST Series




 <p>Pressure 7250 Psi Temp: 150°C Material: Stainless</p>		
Part #	Description	List
148 200 154 510	Twin lance 650mm SS In: 1/4"F Out: 1/4"F(x2)	\$399
148 200 154 500	Twin lance 980mm SS In: 1/4"M Out: 1/4"F(x2)	\$469
148 200 154 490	High Pressure Valve & Handle	\$269



## Guns & Lances

GUN - HIGH PERFORMANCE - RL600 Series with QC			
GUN & LANCE - RL600 Heavy Duty Stainless			
 <p>Inlet: 3/8" Bsp F                      Outlet: 3/8" Bsp F                      Flow : 60 l/min.,                      Pressure: 8700 Psi (9500max)                      Temp: 100°C                      Lance Tube: Stainless Aisi303</p>	<b>Part #</b>	<b>Description</b>	<b>List</b>
	145 30.5800.00	Spray Gun In: 3/8" F Out: 3/8" F	\$552
	145 40.0160.80	Lance - Vented 800mm In: 3/8" M Out: 1/4" F	\$244
	145 40.0160.12	Lance - Vented 1200mm In: 3/8" M Out: 1/4" F	\$239
			
<b>Dual Lance Kit</b>			
145 30.5830.00	Gun & 140mm 1/2" SS lance In: 3/8" F Out:	\$599	
145 41.0000.00	Twin Lance 420mm In: M24 "B" Out:	\$699	

Safety Glasses	Gun & Half Lance									
<b>Flip Up Shield</b>	 <p>Flow: 80 l/min                      Pressure 8700 Psi                      Temp: 150°C                      Material: Stainless</p>									
 <p>Anti fog, scratch proof, antistatic ploycarbonate lens                      Flip Up Shield with 100% UV Protection                      Protected against shock, splinters and sold particles                      Weighs 200g</p>										
148 956 003 487 \$88 D	<table border="1"> <thead> <tr> <th>Part #</th> <th>Description</th> <th>List</th> </tr> </thead> <tbody> <tr> <td>148 203 600</td> <td>Gun ST3600 350mm In: M24 F Out: M24 M</td> <td>\$699</td> </tr> <tr> <td>148 203 600</td> <td>Twin lance 980mm In: M24 M Out: 1/4" F Npt</td> <td>\$119</td> </tr> </tbody> </table>	Part #	Description	List	148 203 600	Gun ST3600 350mm In: M24 F Out: M24 M	\$699	148 203 600	Twin lance 980mm In: M24 M Out: 1/4" F Npt	\$119
Part #	Description	List								
148 203 600	Gun ST3600 350mm In: M24 F Out: M24 M	\$699								
148 203 600	Twin lance 980mm In: M24 M Out: 1/4" F Npt	\$119								

Safety Glasses		
<b>Safety Spectacles</b>	<b>Safety Goggles with temples</b>	<b>Safety Goggles with adjustable strap</b>
 <p>Anti fog, scratch proof, antistatic ploycarbonate lens                      Integrated side protection, with neck cord                      100% UV Protection                      Weighs 25g</p>	 <p>Anti fog, scratch proof, antistatic ploycarbonate lens                      Straight temples with adjustable strap.                      Integrated side protection. Foam rim with indirect ventiation                      100% UV Protection                      Weighs 52g</p>	 <p>Anti fog, scratch proof, antistatic ploycarbonate lens                      Fits over spectacles. Ball pivot.                      100% UV Protection                      Weighs 52g</p>
148 956 002 817 \$24	148 956 004 828 \$42	148 956 003 067 \$42

## Couplings & Turbos

Ultra High Pressure Couplings - 500 bar					
Double Nipples with 60° Cone		M22 Couplings		M22 Nipples	
M thread - Stainless	M thread - Zinc Plated	M22 F Stainless	M22 M Stainless	M22 M Stainless	M22 F Stainless
148 570 79 3/8"x3/8" <b>\$26</b>	148 570 78 3/8"x3/8" <b>\$4</b>	148 561 39 1/4"F <b>\$49</b>	148 561 49 1/4"M <b>\$44</b>	148 565 39 1/4"M <b>\$25</b>	148 565 29 1/4"F <b>\$23</b>
148 570 89 3/8"x1/2" <b>\$29</b>	148 570 88 3/8"x1/2" <b>\$5</b>	148 561 59 3/8"F <b>\$51</b>	148 561 69 3/8"M <b>\$44</b>	148 565 59 3/8"M <b>\$27</b>	148 565 49 3/8"F <b>\$30</b>
148 59614381 M22x3/8" <b>\$39</b>				148 565 69 1/2"M <b>\$27</b>	
148 59614121 M22x1/2" <b>\$49</b>	148 58114121 M22x1/2" <b>\$6</b>			148 569 59 M22 <b>\$34</b>	











M24 Couplings & Nipples - 10,000Psi	
M24 x 1.5 Stainless	M24 x 1.5 - Stainless
148 200740504 1/4"F <b>\$79</b>	148 200741504 1/4"F <b>\$75</b>
148 200740501 3/8"M <b>\$89</b>	148 200741501 3/8"M <b>\$49</b>
148 200740502 3/8"F <b>\$103</b>	148 200741502 3/8"F <b>\$37</b>
148 200740503 1/2"M <b>\$75</b>	148 200741503 1/2"M <b>\$40</b>

M24 Couplings & Nipples - 8,700Psi (9500 max.)	
M24 x 1.5 Stainless	M24 x 1.5 - Stainless
145 26.0950.50 3/8"M <b>\$119</b>	145 26.0940.50 3/8"M <b>\$52</b>
145 26.0950.40 3/8"F <b>\$99</b>	145 26.0940.40 3/8"F <b>\$52</b>
145 26.0950.70 3/8"M <b>\$155</b>	145 26.0940.70 3/8"M <b>\$52</b>

Quick Couplings - 8700Psi	
QC Coupling Stainless	QC Plug Stainless
148 200045605 1/4"F <b>\$99</b>	148 040005468 1/4"F <b>\$48</b>

VER 500 bar Stainless Fittings					
		male		female	
		1/4" Bsp M	3/8" Bsp M	1/4" Bsp F	3/8" Bsp F
male	1/4" Bsp M	51.001	51.004	51.011	51.005
	3/8" Bsp M	51.004			
	M22 x 1.5 QV	51.275	51.280		51.224
female	3/8" Bsp F	51.005			51.022

## Couplings & Turbos

Nozzles																																																																																																																																																																
<b>NOZZLES - High Pressure to 7250 Psi</b>			<b>TURBO NOZZLES - Ultra High Pressure 7250 Psi</b>																																																																																																																																																													
<p><b>"High Pressure Tungsten Carbide 7250 Psi with O-Ring"</b></p> <p>Don't risk a standard nozzle on higher nozzle applications</p>  <p>0° "Pencil" Blasting</p> <p><b>Features:</b> Tungsten Carbide body Rated to 7250 Psi Inlet 1/4" Npt M</p>  <table border="1"> <thead> <tr> <th>Part #</th> <th>Size</th> <th>List</th> </tr> </thead> <tbody> <tr> <td>16.1401.40</td> <td>040</td> <td>\$298</td> </tr> <tr> <td>16.1401.50</td> <td>050</td> <td>\$298</td> </tr> <tr> <td>16.1401.55</td> <td>055</td> <td>\$298</td> </tr> <tr> <td>145 10.3051.01</td> <td>O Ring</td> <td>\$1</td> </tr> <tr> <td>145 25.0506.51</td> <td>Guide V</td> <td>\$39</td> </tr> </tbody> </table>			Part #	Size	List	16.1401.40	040	\$298	16.1401.50	050	\$298	16.1401.55	055	\$298	145 10.3051.01	O Ring	\$1	145 25.0506.51	Guide V	\$39	<table border="1"> <thead> <tr> <th>Rotojet 400</th> <th>UHP 500 Bar</th> </tr> </thead> <tbody> <tr> <td>  <p><b>Rotojet UHP (7200 Psi)</b> Industrial Turbo Minimum pressure 2600 Psi</p> </td> <td>  <p><b>UHP (7200 Psi)</b> Industrial Turbo Minimum pressure 2600 Psi</p> </td> </tr> <tr> <td colspan="2" style="text-align: center;">                     Concentrated stream in a conical pattern                      Inlet: 1/4" Bsp F Temp: 100°C                 </td> </tr> <tr> <td></td> <td></td> <td><b>Nozzle</b></td> <td><b>Repair Kit</b></td> <td><b>Nozzle</b></td> <td><b>Repair Kit</b></td> </tr> <tr> <td>020</td> <td></td> <td></td> <td></td> <td></td> <td></td> </tr> <tr> <td>025</td> <td></td> <td></td> <td></td> <td></td> <td></td> </tr> <tr> <td>030</td> <td>0204006800</td> <td>0204106800</td> <td></td> <td></td> <td></td> </tr> <tr> <td>035</td> <td>0204006805</td> <td>0204106805</td> <td></td> <td></td> <td></td> </tr> <tr> <td>040</td> <td></td> <td></td> <td></td> <td>145 25.1750.40</td> <td>25.1763.24</td> </tr> <tr> <td>045</td> <td></td> <td></td> <td></td> <td>145 25.1750.45</td> <td>25.1764.24</td> </tr> <tr> <td>050</td> <td></td> <td></td> <td></td> <td>145 25.1750.50</td> <td>25.1765.24</td> </tr> <tr> <td>055</td> <td></td> <td></td> <td></td> <td>145 25.1750.55</td> <td>25.1766.24</td> </tr> <tr> <td>060</td> <td></td> <td></td> <td></td> <td>145 25.1750.60</td> <td>25.1767.24</td> </tr> <tr> <td>065</td> <td></td> <td></td> <td></td> <td>145 25.1750.65</td> <td>25.1768.24</td> </tr> <tr> <td>070</td> <td></td> <td></td> <td></td> <td>145 25.1750.70</td> <td>25.1769.24</td> </tr> <tr> <td>075</td> <td>0204006845</td> <td>0204106845</td> <td></td> <td></td> <td></td> </tr> <tr> <td>080</td> <td>0204006850</td> <td>0204106850</td> <td></td> <td></td> <td></td> </tr> <tr> <td>090</td> <td>0204006860</td> <td>0204106860</td> <td></td> <td></td> <td></td> </tr> <tr> <td>090</td> <td></td> <td>0204106870</td> <td></td> <td></td> <td></td> </tr> <tr> <td>100</td> <td>0204006870</td> <td></td> <td></td> <td></td> <td></td> </tr> <tr> <td>110</td> <td></td> <td></td> <td></td> <td>145 25.1750.12</td> <td></td> </tr> <tr> <td>120</td> <td></td> <td></td> <td></td> <td>145 25.1750.14</td> <td></td> </tr> <tr> <td>150</td> <td></td> <td></td> <td></td> <td>145 25.1750.16</td> <td></td> </tr> <tr> <td>200</td> <td></td> <td></td> <td></td> <td></td> <td></td> </tr> <tr> <td><b>List</b></td> <td><b>\$999</b></td> <td><b>\$599</b></td> <td></td> <td><b>\$1169</b></td> <td><b>\$847</b></td> </tr> </tbody> </table>		Rotojet 400	UHP 500 Bar	 <p><b>Rotojet UHP (7200 Psi)</b> Industrial Turbo Minimum pressure 2600 Psi</p>	 <p><b>UHP (7200 Psi)</b> Industrial Turbo Minimum pressure 2600 Psi</p>	Concentrated stream in a conical pattern Inlet: 1/4" Bsp F Temp: 100°C				<b>Nozzle</b>	<b>Repair Kit</b>	<b>Nozzle</b>	<b>Repair Kit</b>	020						025						030	0204006800	0204106800				035	0204006805	0204106805				040				145 25.1750.40	25.1763.24	045				145 25.1750.45	25.1764.24	050				145 25.1750.50	25.1765.24	055				145 25.1750.55	25.1766.24	060				145 25.1750.60	25.1767.24	065				145 25.1750.65	25.1768.24	070				145 25.1750.70	25.1769.24	075	0204006845	0204106845				080	0204006850	0204106850				090	0204006860	0204106860				090		0204106870				100	0204006870					110				145 25.1750.12		120				145 25.1750.14		150				145 25.1750.16		200						<b>List</b>	<b>\$999</b>	<b>\$599</b>		<b>\$1169</b>	<b>\$847</b>
Part #	Size	List																																																																																																																																																														
16.1401.40	040	\$298																																																																																																																																																														
16.1401.50	050	\$298																																																																																																																																																														
16.1401.55	055	\$298																																																																																																																																																														
145 10.3051.01	O Ring	\$1																																																																																																																																																														
145 25.0506.51	Guide V	\$39																																																																																																																																																														
Rotojet 400	UHP 500 Bar																																																																																																																																																															
 <p><b>Rotojet UHP (7200 Psi)</b> Industrial Turbo Minimum pressure 2600 Psi</p>	 <p><b>UHP (7200 Psi)</b> Industrial Turbo Minimum pressure 2600 Psi</p>																																																																																																																																																															
Concentrated stream in a conical pattern Inlet: 1/4" Bsp F Temp: 100°C																																																																																																																																																																
		<b>Nozzle</b>	<b>Repair Kit</b>	<b>Nozzle</b>	<b>Repair Kit</b>																																																																																																																																																											
020																																																																																																																																																																
025																																																																																																																																																																
030	0204006800	0204106800																																																																																																																																																														
035	0204006805	0204106805																																																																																																																																																														
040				145 25.1750.40	25.1763.24																																																																																																																																																											
045				145 25.1750.45	25.1764.24																																																																																																																																																											
050				145 25.1750.50	25.1765.24																																																																																																																																																											
055				145 25.1750.55	25.1766.24																																																																																																																																																											
060				145 25.1750.60	25.1767.24																																																																																																																																																											
065				145 25.1750.65	25.1768.24																																																																																																																																																											
070				145 25.1750.70	25.1769.24																																																																																																																																																											
075	0204006845	0204106845																																																																																																																																																														
080	0204006850	0204106850																																																																																																																																																														
090	0204006860	0204106860																																																																																																																																																														
090		0204106870																																																																																																																																																														
100	0204006870																																																																																																																																																															
110				145 25.1750.12																																																																																																																																																												
120				145 25.1750.14																																																																																																																																																												
150				145 25.1750.16																																																																																																																																																												
200																																																																																																																																																																
<b>List</b>	<b>\$999</b>	<b>\$599</b>		<b>\$1169</b>	<b>\$847</b>																																																																																																																																																											
<p><b>"High Pressure Tungsten Carbide 7250 Psi"</b></p> <p>Don't risk a standard nozzle on higher pressure applications</p>  <p>15° "Fan" Chiselling</p> <p><b>Features:</b> Tungsten Carbide body Rated to 7250 Psi Inlet 1/4" Npt M</p>  <table border="1"> <thead> <tr> <th>Part #</th> <th>Size</th> <th>List</th> </tr> </thead> <tbody> <tr> <td>16.1415.40</td> <td>040</td> <td>\$324</td> </tr> <tr> <td>16.1415.50</td> <td>050</td> <td>\$324</td> </tr> <tr> <td>16.1415.55</td> <td>055</td> <td>\$324</td> </tr> <tr> <td>16.1415.80</td> <td>080</td> <td>\$324</td> </tr> <tr> <td>16.1415.90</td> <td>090</td> <td>\$324</td> </tr> </tbody> </table>			Part #	Size	List	16.1415.40	040	\$324	16.1415.50	050	\$324	16.1415.55	055	\$324	16.1415.80	080	\$324	16.1415.90	090	\$324																																																																																																																																												
Part #	Size	List																																																																																																																																																														
16.1415.40	040	\$324																																																																																																																																																														
16.1415.50	050	\$324																																																																																																																																																														
16.1415.55	055	\$324																																																																																																																																																														
16.1415.80	080	\$324																																																																																																																																																														
16.1415.90	090	\$324																																																																																																																																																														

TW Premium - 500 BAR Pumps								
	Diameter	R.P.M	l/min	Psi	HP	kW	Kg	List
TW3570S (6513 2000)	24mm	1400	13.0	7300	16.5	12.1	23	\$poa
TW4070S (6513 1801)	24mm	1400	14.8	7300	18.8	13.8	23	\$poa
TW4070S (6513 1800)	30mm	1400	15.2	7300	19.3	14.2	23	\$poa
TW4570S (6513 2100)	30mm	1400	16.2	7300	20.2	14.9	23	\$poa
TW5070S (6513 1900)	30mm	1400	19.9	7300	25.2	18.6	23	\$poa
TW5570S (6513 1500)	30mm	1400	22.0	7300	27.9	20.5	23	\$poa
TW35100S*	30mm	1450	14.6	10,000	24.4	17.9	34.5	\$poa
TW40100S*	30mm	1450	16.1	10,000	26.9	19.8	34.5	\$poa
TWS4070S (6514 1200)	24mm	1750	15.7	7300	19.3	14.6	23	\$poa
TWS4570S (6514 1300)	30mm	1750	17.5	7300	22.1	16.3	23	\$poa
TWS5070S (6514 1400)	30mm	1750	18.4	7300	23.2	17.1	23	\$poa
TWS6070S (6514 1500)	30mm	1750	22.5	7300	28.5	21.0	23	\$poa
TWS7070S (6514 1600)	30mm	1750	26.7	7300	33.7	24.7	23	\$poa

\*Stainless Head





# Valves

Unloaders

Safety Valves




Pressure Gauges




Regulator / Ball



## PA Version





### "PULSAR" UNLOADERS




Pulsar 4R with knob	Pulsar 4 R c/w Gauge Port	Pulsar Rv c/w Micro Switch
		
<p>Pulsar 4R to 4050 Psi (4500 max), 40l/min., 90°C Inlet: 2 x 3/8" Bsp F Outlet: 3/8" Bsp F By Pass: 2 x 3/8" BspF</p>	<p>Pulsar 4R to 4050 Psi (4500 max), 40l/min., 90°C Inlet: 2 x 3/8" Bsp F Outlet: 3/8" Bsp F By Pass: 2 x 3/8" BspF Gauge Port: 1/4" Bsp F</p>	<p>Pulsar Rv to 4050 Psi (4500 max), 40l/min., 90°C Inlet: 3/8" Bsp F Outlet: 3/8" Bsp F</p>
<p><u>Pulsar 4R 4050 (4500 max) Psi</u> 145 60.0007.60 with Knob \$133 🧐🧐 145 60.0000.63 c/w with SS shutter pin \$143</p> <p><u>Pulsar 4R 2300 (2600 max) Psi</u> 145 60.0007.00 with knob \$133</p>	<p>145 60.0016.60 Pulsar 4+Knob \$149 🧐</p>	<p>145 60.0006.60 Pulsar 4 + Switch B \$174* *no gauge port</p>

Pulsar 4 + Ezy Start	Pulsar 4R	Pulsar Rv Nickel Brass
		
<p>Pulsar 4R to 4050 Psi (4500 max), 40l/min., 90°C Inlet: 3/8" Npt F Outlet: 3/8" Npt F By Pass: 2 x 3/8" NptF</p>	<p>Pulsar 4 &amp; 4R to 4050 Psi (4500 max), 40l/min., 90°C Inlet: 2 x 3/8" Bsp F Outlet: 3/8" Bsp F By Pass: 2 x 3/8" BspF</p>	<p>Pulsar Rv to 4000 (4500max.) Psi max, 90°C Flow 40l/min. Inlet: 3/8" Bsp F Outlet: 3/8" Bsp F</p>
<p>145 60.0007.86 With Knob \$149 With EZ start</p>	<p>145 60.0130.00 No Knob 2300Psi(2600) \$116 145 60.0020.60 Blue Spring 4000Psi(4500) \$109 145 60.0020.70 Above c/w SS Shutter Pin \$121 145 60.0500.00 Safety Valve for Pulsar 4 \$125 145 60.0145.51 Stainless Piston \$51</p>	<p>145 60.0000.62 No Knob \$243 High resistance for chemical applications Uniform nickel thickness guarantees no flaking</p>

## PA Version

### "VB" UNLOADERS





VB7 / VB130	VB8	VB9
 		
<p><b>VB7</b> to 3200 Psi (3650 max), 30l/min., 90°C Inlet: 3/8" Bsp M Outlet: 3/8" Bsp F By Pass: 3/8" BspF</p>	<p><b>VB8</b> to 3200 (3550max.) Psi max, 90°C Flow 30l/min. Inlet: 3/8" Bsp M Outlet: 3/8" Bsp F By Pass: 1 x 3/8" BspF</p>	<p><b>VB9</b> to 3200 (3650max.) Psi max, 90°C Flow 30l/min. Inlet: 3/8" Bsp F Outlet: 3/8" Bsp F By Pass: 1 x 3/8" BspF</p>
<p><u>VB7</u> 145 60.0700.00 VB7 without Knob \$126 😊😊</p> <p><u>VB130</u> 145 60.0300.00 VB130 without Knob \$98 (2300Psi (2600max.) / 3/8"M x M / BP 3/8"F)</p>	<p>145 60.1290.00 PR5/knob/panel \$99 145 60.1290.50 With SS piston \$99</p>	<p>145 60.2250.00 Knob/panel fitting \$176 145 60.2350.00 Knob/Microswitch \$249 145 60.2365.00 Knob/Microswitch \$242 **with 1 or 2 gauge ports</p>

VB10	VB350	VB85 / 280
		 <p>High Flow bypass valve Suitable for use in multiple outlet systems</p>
<p><b>VB10</b> to 3200 (3650max.) Psi max, 90°C Flow 30l/min. Inlet: 3/8" Bsp F Outlet: 3/8" Bsp F By Pass: 1 x 3/8" BspF</p>	<p><b>VB350</b> to 5100 Psi (5650 max), 40l/min., 90°C Inlet: 3/8" Bsp M Outlet: 3/8" Bsp F By Pass: 1/2" BspF</p>	<p><b>VB85 / 280</b> to 4050 Psi (4500 max), 80l/min., 90°C Inlet: 2 x 1/2" Bsp F Outlet: 1/2" Bsp F By Pass: 1/2" BspF</p>
<p>145 60.1100.00 VB10 with knob \$202</p> <p>Residual Pressure at Close: 900Psi Min. by-pass re-start: 500Psi</p>	<p>145 60.1700.00 VB350 with Knob \$259 😊 145 60.1800.00* VB350 without Knob \$279 😊 145 60.1730.00 With Micro switch \$369</p> <p>*With MIN-MAX pressure setting &amp; replaceable SS shutter seat</p>	<p>145 60.0423.60 No Knob 4050Psi(4500) \$255 145 60.0427.60 With Knob 4050Psi(4500) \$262 145 60.0485.00 No Knob 2300Psi(2600) \$225 145 60.0490.00 With Knob 2300Psi(2600) \$212</p>

# Unloader Valves

## Meccline Version

VRC25 Compensated	VRC25-P Compensated + PS	VRT3
		
<p>VRC25 to 3200 Psi (3630 max), 30l/min., 90°C Inlet: 3/8" Bsp F Outlet: 3/8" Bsp F By Pass: 1 x 3/8" BspF</p>	<p>VRC25-P to 3200 Psi (3630 max), 30l/min., 90°C Inlet: 3/8" Bsp F Outlet: 3/8" Bsp F By Pass: 1 x 3/8" BspF</p>	<p>VRT3 to 4060 Psi (4500 max), 40l/min., 90°C Inlet: 2 x 3/8" Bsp F Outlet: 3/8" Bsp F By Pass: 2 x 3/8" BspF</p>
155 0215010470 VRC25 Soft Start \$159 D	155 0215010490 VRC25 + Knob + Switch \$218 D	155 4072000006 to 3630 Psi \$110 D 155 0215010260 to 4500 Psi \$127 D

MECCLINE UNLOADERS		
VRT3 + Gauge Port	VRT3 Easy Start	VRT3-N
		
<p>VRT3 to 4060 Psi (4500 max), 40l/min., 90°C Inlet: 2 x 3/8" Bsp F Outlet: 3/8" Bsp M By Pass: 2 x 3/8" BspF Gauge Port: 1/4" Bsp F</p>	<p>VRT Easy Start to 4060 Psi (4500 max), 40l/min., 90°C Inlet: 3/8" Bsp F Outlet: 3/8" Bsp F By Pass: 2 x 3/8" BspF</p>	<p>VRT3-N to 4060 Psi (4500 max), 40l/min., 90°C Inlet: 2 x 3/8" Bsp F Outlet: 3/8" Bsp F By Pass: 2 x 3/8" BspF</p>
<p>155 4072000076 to 3630 Psi F Out \$129 155 0215010370 to 3630 Psi M Out \$129 155 0215010380 to 4500 Psi \$poa 155 4072000063 to 4500 Psi \$143*</p>	155 4072000000 VRT3 to 4500 Psi \$111	<p>155 0215010280 to 3630 Psi \$103 155 0215010290 to 4500 Psi \$117 </p> <p><u>With Gauge Port</u> 155 0215010400 to 3630 Psi \$110 155 0215010410 to 4500 Psi \$137</p>



## Meccline Version

VRT100	VHP39	VRT3-P
<b>VRT100</b> to 4640 Psi (5075 max), <b>100l/min.</b> , 90°C Inlet: 1/2" Bsp F Outlet: 1/2" Bsp F By Pass: 1/2" BspF	<b>VHP39</b> to 5070Psi (5650 max), 40l/min., 90°C Inlet: 3/8" Bsp MF Outlet: 3/8" Bsp F By Pass: 3/8" BspF	<b>VRT3-P</b> to 4060 Psi (4500 max), 40l/min., 90°C Inlet: 3/8" Bsp F Outlet: 3/8" Bsp F By Pass: 2 x 3/8" BspF
<b>No Knob</b> 155 4072000025 2760Psi \$232 155 4072000073 2760Psi+Viton \$293* 155 4072000034 5075Psi \$229 155 4072000074 5075Psi \$285* <b>With Knob</b> 155 4072000024 2760Psi+Viton \$239 155 4072000033 5075Psi \$215 155 4072000083 5075Psi+Viton \$265* *Chemically Nickel Plated	155 4072000011 VHP39 with Knob \$243 155 4072000026 VHP39 with easy start \$237	155 4072000007 VRT3-P + Knob/Switch \$166

HIGH FLOW - Ideal for Jetters				
VB200 / 280	VB200/150	VB16	VRP	VRP23 Stainless
<b>VB200 / 280</b> to 4050 Psi (4500 max), <b>200l/min.</b> , 90°C Coupling: 1" Bsp F	<b>VB200 / 150</b> to 2200 Psi (2450 max), <b>200l/min.</b> , 90°C Inlet: 1" Bsp F Outlet: 1" Bsp F By Pass: 1" BspF	<b>VB16</b> to 7250 Psi (8100 max), 80l/min., 90°C Inlet: 1/2" Bsp F Outlet: 1/2" Bsp F By Pass: 1/2" BspF	<b>VBP450</b> 4300 Psi (4800 max), <b>450l/min.</b> , 90°C Inlet: 2 x 1.25" Bsp F Outlet: 1.5" Bsp F	<b>VRP23</b> to 5800 Psi (6400 max), <b>80l/min.</b> , 90°C In: 1/2" BspF Out: 1/2" Bsp F
145 60.4300.00 \$1062  <b>VB140 / 160</b> to 2300 Psi (2600 max), <b>140l/min.</b> , 60°C Coupling: 3/4" Bsp F 145 60.4800.00 \$499	145 60.5000.15 Unloader Bsp \$659 145 60.5000.00 Unloader Npt \$519 145 60.5016.24 Repair Kit \$83 145 60.5006.61 Spring \$poa	145 60.8000.00 VB16 \$1,799 Residual press. at close down 2700Psi <b>Use VB60 Zero instead</b> Min. by-pass restart pressure 1600Psi 145 60.8025.24 Repair Kit \$poa 145 60.8005.61 Spring \$poa	145 60.4220.00 VRP \$1782 2900 Psi (3200 max) 145 60.4230.00 VRP \$1782 4300 Psi (4800 max) 145 60.4020.00 VB \$1782 2900 Psi (3200 max)	145 60.0665.00 \$poa Psi 4050 (4500max.) 145 60.0670.00 \$951 Psi 5800 (6400max.) 145 60.5400.00 \$653 Psi 8100 (8700max.) 145 60.5411.24 Rep Kit \$199




## Pressure Loss & Flow Sensitive





### PRESSURE LOSS SENSITIVE UNLOADER VALVES




VB20 / 160 ZERO		PULSAR ZERO		VB80 / 280 ZERO	
					
VB20/160 Zero to 2300 Psi max, 90°C Flow 8l/min. min & 20l/min max. Inlet: 3/8" Bsp F Outlet: 3/8" Bsp F By Pass: 1 x 3/8" BspF		Pulsar Zero to 3650 Psi (4050 max), 90°C Flow 9l/min. min & 40l/min max. Inlet: 3/8" Bsp F Outlet: 3/8" Bsp F By Pass: 2 x 3/8" BspF		VB80/280 Zero to 4050 Psi (4500 max), 60°C Flow 20l/min. min & 80l/min max. Inlet: 1/2" Bsp F Outlet: 1/2" Bsp F By Pass: 1/2" BspF	
145 60.2500.00 VB20 Zero \$179 145 60.2550.00 With PR5 switch \$199 <u>No Restrictor required</u>		145 60.2400.00 Pulsar Zero \$259 145 60.2450.00 With PR5 switch \$287 <u>Not ends:</u> 145 60.2400.50 Pulsar Zero \$219 145 60.2450.50 With PR5 switch \$222 <u>Must also order one of these Restrictors:</u> 145 60.2423.31 Throttle Brass 9-15l/min. \$6 145 60.2424.31 Throttle Brass 15-30l/min. \$6 145 60.2423.31SS Throttle SS 9-15l/min. \$7 145 60.2424.31SS Throttle SS 15-30l/min. \$10  145 60.2414.24 Repair Kit Zero \$74 145 60.2456.24 Repair Kit Zero+PR5 \$74		145 60.2800.00 VB80/280 \$399 D 145 60.2850.00 with PR5 \$399 D  <u>Must also order one of these Restrictors:</u> 145 60.2624.31 25-30 l/min 4.5mm \$10 145 60.2625.31 30-50 l/min 5.5mm \$10  <b>Brass body &amp; SS internal parts</b> <b>PTFE long life seals</b> <b>Fixing Screw slots</b>	
<b>Adjusting By Pass needle for PA Zero Valves</b>  A 60.2600.00 \$115 1015Psi 3/8" M x 3/8" F B 60.2631.31 \$18 1015Psi 1/2" M					
TIMAX	Interpump K1	Interpump K5	Interpump K7		
 Compact profile Dual auxiliary ports Fitted with a Zero setting lever					
TIMAX 900Psi max, 30l/min 90°C C TIMAX 100 1450Psi, 200l/min 90°C In: 3/4" Bsp F Out: 1/2" Bsp F By Pass: 1" BspF	K1 Flow sensitive to 3600 Psi (max), 9 to 41 l/min., 90°C Inlet: 3/8" Bsp F Outlet: 3/8" or 1/2" Bsp M By Pass: 1/2" BspM 🐼	K5 Flow sensitive to 3600 Psi (max), various flow., 90°C Inlet: 3/8" Bsp F Outlet: 1/2" Bsp M By Pass: 3/4" Bsp M	K7 Flow sensitive to 3000 Psi (max), various flow., 90°C Inlet: 3/8" Bsp F Outlet: 3/8" Bsp M By Pass: 1/2" Bsp F		
222 TIMAX Unloader \$262 222 TIMAX 100 \$299	222 K1-A K1 with 3/8" M outlet \$152 222 K1-B K1 with 1/2" M outlet \$152 222 36.3253.70 Convert to 1/2" outlet \$43 222 36.3269.70 Convert to 3/8" outlet \$43	222 K5-0 K5 Flow 08-11 l/min \$141 222 K5-1 K5 Flow 11-16 l/min \$141 222 K5-2 K5 Flow 16-25 l/min \$141 222 K5-3 K5 Flow 25-41 l/min \$141	222 K7-0.1 K7 Flow 11-16 l/min \$199 222 K7-0.2 K7 Flow 16-25 l/min \$199 222 K7-0.3 K7 Flow \$199		




Nozzle		Nipple		Nozzle		Outlet Nipple/ ByPass Nipple	
K5-0	36.3019.70	\$18	36.3020.70	\$31	K7-0	10.0076.66	\$16 10.0078.70/36.3117.70 \$25
K5-1	36.3011.70	\$27	36.3020.70	\$31	K7-1	10.0077.66	\$16 10.0078.70/36.3116.70 \$27
K5-2	36.3012.70	\$16	36.3021.70	\$31	K7-2	10.0162.66	\$17 10.0160.70/36.3118.70 \$27
K5-3	36.3013.70	\$18	36.3022.70	\$31	K7-3	10.0163.66	\$16 10.0161.70/36.3119.70 \$27
Convert any K5 by swapping Nozzle & Nipple				Convert any K7 by swapping Nozzle & Nipple			

## Stainless

STAINLESS PA		
VB80 Stainless (Aisi303)	VB53 Stainless (Aisi303)	VB60 ZERO Stainless (Aisi303)
 <p>ATEX approved</p>		
<p>VB80 to SB (SBmax.) Psi max, 90°C Flow 80l/min. Inlet: 1/2" Bsp F Outlet: 1/2" Bsp F By Pass: 1/2" BspF</p>	<p>VB53 to 7250 Psi (max, 8000), 90°C Flow 80l/min. Inlet: 1/2" Bsp F Outlet: 1/2" Bsp F</p>	<p>VB60 Zero to 4050 max, 60°C Flow 9l/min. min &amp; 60l/min max. Inlet: 1/2" Bsp F Outlet: 1/2" Bsp F By Pass: 1/2" BspF</p>
<p>145 60.0430.15 VB80/150 2200Psi \$545 D 145 60.0430.40 VB80/280 4050Psi \$736 D 145 60.0430.00 VB80/400 5800Psi \$759 D</p>	<p>145 60.1470.00 VB53 7250Psi \$922 D</p>	<p>145 60.2600.00 A 8700Psi \$1,285 D 145 60.2650.00 A 8700Psi+PR5 \$699 WSL 145 60.2600.40 B 5800Psi \$1,197 D 145 60.2600.25 C 3600Psi \$699 WSL</p>
<p>145 60.0432.51 Piston VB80/280 \$85 D</p>		<p><u>Must also order one of these Restrictors:</u> 145 60.2623.31 9-15 l/min \$11 D 145 60.2624.31 15-30 l/min \$11 D</p>

STAINLESS MECCLINE			
VX3 with Knob	VXR3 Stainless	VHP51	VHP70 Stainless
			 <p>ATTACCO MANOMETRO GAUGE CONNECTION</p>
<p>VX to 4500 max, 90°C Flow 30l/min. Inlet: 3/8" Bsp F Outlet: 3/8" Bsp F By Pass: 3/8" BspF</p>	<p>VXR3 to 4500 Psi max, 90°C Flow 30l/min. Inlet: 3/8" Bsp F Outlet: 3/8" Bsp F</p>	<p>VXP50 to 7250 Psi max, 90°C Flow 100l/min. Inlet: 1/2" Bsp F Outlet: 1/2" Bsp F</p>	<p>VHP70 to 10150 Psi max, 90°C Flow 80 l/min. Inlet: 1/2" Bsp F Outlet: 1/2" Bsp F By Pass: 1" Bsp F Gauge Port: 1/4" F</p>
<p>155 490302 VX3 3600Psi \$461 155 4072200000 VX3 2320Psi Bsp \$654 155 4072200001 VX3 3630Psi Bsp \$654 155 4072200002 VX3 4500Psi Bsp \$654 155 4072200003 VX3 2320Psi Npt \$654 155 4072200004 VX3 3630Psi Npt \$654 155 4072200005 VX3 4500Psi Npt \$654</p>	<p>155 4072300000 2320Psi \$654 155 4072300001 5000Psi \$654 155 4072300002 2320Psi \$654 155 4072300003 4060Psi \$654</p>	<p>155 4072000122 \$499 155 M01700043 Knob \$6</p>	<p>155 4072201001 VHP70 6350Psi \$1,152 155 4072201000 VHP70 10150 Psi \$1,152</p>

AIR VALVES			
	VRPP450-200	PNEUMATIC ON/OFF GUN	AIR VALVE SS
			
	VRPP450-200 to 2900 Psi (3200 max), <b>450l/min.</b> , Temp: 90°C Max. Air: 87Psi Inlet: 2 x 1 1/4" BspF Outlet: 1" BspF By Pass: 1 1/4" BspF	RP120/160 to 2300 Psi (2550 max), <b>4</b> 1/4"X1/4" 30 L/MIN A 3/4"X3/4" 120 L/MIN B	VRPP600 to 8700 Psi max, 80l/min Inlet: 1/2" Bsp F Outlet: 1/2" Bsp F By Pass: 1/2" BspF
	145 60.5360.00 Pneumatic \$1,883  200 l/min. version available	145 30.3280.00 RP A \$248 145 30.3200.00 RP B \$481	145 60.5450.00 VRPP600 \$1,699

THROTTLE CONTROL VALVES		
RG1 Throttle	Engine Throttle	Engine Throttle
		
RG1 Throttle to 3650 (4050max.) Psi max, 160°C Working Pressure: 218Psi to 3650 Psi Flow n/a Outlet: 1/4" Bsp M	ETC Throttle To 8000 psi Adj. stroke 7-14mm Cable 1000mm	ETC Throttle To 5800 psi Adj. stroke 7-14mm Cable 1000mm
145 29.0120.00 7mm stroke \$ 145 29.0130.00 14mm stroke \$68	155 4132400002 Throttle-Stainless \$poa	155 4132400001 Throttle -Brass \$poa



OTHER - Banjo Kits		
VB56 Banjo Connection	VB75 Banjo Connection	VRF2
<b>VB56</b> to 3200 Psi (3600 max), 30l/min., 90°C Couplings: 3/8" M	<b>VB75</b> to 3650 Psi (8100 max), 30l/min., 90°C Couplings: 3/8" x 1/2" Bsp	<b>VBRF2</b> to 4060 Psi (4500 max), 30l/min., 90°C Couplings: 3/8" M
<u>Full Unloader</u>	<u>Full Unloader</u>	<u>Unloader without Banjo</u>
145 60.1362.10 Berty WJ \$poa 145 60.1350.32 IP44-7-50-63 \$179 145 60.1356.10 BertyTM-TW-WM-KWE \$179	145 60.0753.00 Comet LW-ZW \$209 145 60.0770.00 Comet FW \$139 145 60.0930.00 IP44-7-50-63 \$189 145 60.1356.10 BertyTM-TW-WM-KWE \$179	155 4072601017 Fixed Detergent to 3630Psi \$poa 155 4072601019 Varia Detergent to 3630Psi \$poa 155 4072601017 Fixed Detergent to 4500Psi \$poa 155 4072601019 Varia Detergent to 4500Psi \$poa
	<u>Banjo Kit only</u>	<u>Banjo Kit</u>
	155 0215200500 \$59 3/8 - 1/2 T19 Comet LW-ZW IP W94 155 0215200510 \$pa 3/8 - 1/2 T24 A&R XM-XT-XR Comet FW Bertolini TW-TML-TWE-VML 155 0215200513 \$47 3/8 - 3/8 T24 Bertolini WJ 155 0215200530 \$54 3/8 - 1/2 T38 IP W91-W99-W154 155 4073900001 \$53 3/8 - 3/8 T38Leuco Udor 155 4073900000 \$47 3/8 - 1/2 T38 IP W151 Comet RW	155 4073900000 \$62 3/8 - 1/2 IP44-47-50-60-63-91-99-151-154 Comet RW Leuco HD-PS 155 4073900001 3/8 - 3/8 Leuco Udor 155 4073900002 \$59 3/8 - 1/2 Comet FW A&R XM-XT-XR-HPE Berty TW-TML-TWE-VML-KWE 155 0215200502 3/8 - 1/2 Comet LW-ZW IP94 155 4073900003 3/8 - 1/2 Interpump E2 155 4073900005 3/8 - 1/2 Cat 5CP

OTHER																																														
VB HT 33 Hot Water	VB33	BR5/BR10																																												
<b>VB HT33</b> to 4050 (4500max.) Psi max, 85°C Flow 80l/min. Inlet: 1/2" Bsp M Outlet: 1/2" Bsp F Aixelary Port: 1/4"	<b>VB33</b> to 4050 (4500max.) Psi max, 90°C Flow 80l/min. Inlet: 1/2" Bsp F Outlet: 1/2" Bsp F By Pass: 1 x 1/2" BspF	Regulates pressure & absorbs normal pulsation.  Pressure regulated within 5%, regardless of flow rate																																												
145 60.1820.00 VB HT33 \$269  Suitable for: Multi Gun operation Continuous use with Hot Water Larger internal passages for reduced loss Upstream O rings (thread) avoids normal wear caused from multi gun operation	145 60.1850.00 VB33 4050Psi \$294 145 60.1860.00 VB36 5100Psi \$294  For multi gun & dirty water systems Wider internal passage minimizes pressure loss	<table border="1"> <thead> <tr> <th>Part #</th> <th>Flow</th> <th>Adj. Range</th> <th>List</th> </tr> </thead> <tbody> <tr><td>165 BR5-1</td><td>19 l/min.</td><td>100-1000 Psi</td><td>\$258</td></tr> <tr><td>165 BR5-1.5</td><td>19 l/min.</td><td>500-1500 Psi</td><td>\$258</td></tr> <tr><td>222 100892</td><td>19 l/min.</td><td>500-1500 Psi</td><td>\$349</td></tr> <tr><td>165 BR5-2</td><td>19 l/min.</td><td>750-2000 Psi</td><td>\$337</td></tr> <tr><td>165 BR10-1</td><td>38 l/min.</td><td>100-1000 Psi</td><td>\$553</td></tr> <tr><td>165 BR10-1.5</td><td>38 l/min.</td><td>500-1500 Psi</td><td>\$553</td></tr> <tr><td>165 BR10-2</td><td>38 l/min</td><td>750-2000 Psi</td><td>\$588</td></tr> <tr><td>222 100992</td><td>38 l/min</td><td>750-2000 Psi</td><td>\$329</td></tr> <tr><td>165 40027</td><td>Repair Kit BR5</td><td></td><td>\$14</td></tr> <tr><td>165 40028</td><td>Repair Kit BR10</td><td></td><td>\$17</td></tr> </tbody> </table>	Part #	Flow	Adj. Range	List	165 BR5-1	19 l/min.	100-1000 Psi	\$258	165 BR5-1.5	19 l/min.	500-1500 Psi	\$258	222 100892	19 l/min.	500-1500 Psi	\$349	165 BR5-2	19 l/min.	750-2000 Psi	\$337	165 BR10-1	38 l/min.	100-1000 Psi	\$553	165 BR10-1.5	38 l/min.	500-1500 Psi	\$553	165 BR10-2	38 l/min	750-2000 Psi	\$588	222 100992	38 l/min	750-2000 Psi	\$329	165 40027	Repair Kit BR5		\$14	165 40028	Repair Kit BR10		\$17
Part #	Flow	Adj. Range	List																																											
165 BR5-1	19 l/min.	100-1000 Psi	\$258																																											
165 BR5-1.5	19 l/min.	500-1500 Psi	\$258																																											
222 100892	19 l/min.	500-1500 Psi	\$349																																											
165 BR5-2	19 l/min.	750-2000 Psi	\$337																																											
165 BR10-1	38 l/min.	100-1000 Psi	\$553																																											
165 BR10-1.5	38 l/min.	500-1500 Psi	\$553																																											
165 BR10-2	38 l/min	750-2000 Psi	\$588																																											
222 100992	38 l/min	750-2000 Psi	\$329																																											
165 40027	Repair Kit BR5		\$14																																											
165 40028	Repair Kit BR10		\$17																																											

UNLOADER SPARE PARTS					
Unloader		Repair Kit		Spring	Knob
Part #	List	Part #	List	Part #	List
145 60.0006.70		145 60.0054.24		145 60.0033.61	
145 60.0006.90		145 60.00		145 60.00	
145 60.0010.62		145 60.0035.24		145 60.0033.61	
145 60.0054.24		145 60.00		145 60.00	
145 60.0076.60		145 60.0056.24		145 60.0033.61	
145 60.0106.00		145 60.00		145 60.00	
145 60.0130.00		145 60.0131.24		145 60.00	
145 60.0130.60		145 60.0131.24		145 60.00	
145 60.0140.00		145 60.0131.24		145 60.00	
145 60.0140.60		145 60.0140.60		145 60.00	
145 60.0400.60		145 60.0415.24		145 60.0412.61	
145 60.0400.61		145 60.0415.24		145 60.0412.61	
145 60.0423.60		145 60.0468.24		145 60.0033.61	
145 60.0430.00		145 60.0451.24		145 60.0434.61	
145 60.0430.15		145 60.0415.24		145 60.0411.61	
145 60.0430.40		145 60.0415.24		145 60.0412.61	
145 60.0485.00		145 60.0498.24	\$68 D	145 60.00	
145 60.0485.05		145 60.0498.24	\$68 D	145 60.00	
145 60.0485.60		145 60.0498.24	\$68 D	145 60.00	
145 60.0485.65		145 60.0498.24	\$68 D	145 60.00	
145 60.0490.00		145 60.00		145 60.00	
145 60.0490.50		145 60.00		145 60.00	
145 60.0490.60		145 60.00		145 60.00	
145 60.0490.65		145 60.00		145 60.00	
145 60.0515.00		145 60.00		145 60.00	
145 60.0525.00		145 60.00		145 60.00	
145 60.0580.00		145 60.00		145 60.00	
145 60.0589.24		145 60.00		145 60.00	
145 60.0650.00		145 60.00		145 60.00	
145 60.0700.00		145 60.0719.24		145 60.0313.61	60.0315.84 \$6
145 60.0753.00		145 60.00		145 60.00	
145 60.0770.00		145 60.00		145 60.00	
145 60.1100.00		145 60.1158.24		145 60.2203.61	
145 60.1290.00		145 60.1212.54		145 60.1208.61	
145 60.1290.50		145 60.1212.24		145 60.1208.61	
145 60.1450.00		145 60.1452.24	\$103		
145 60.1470.00		145 60.1452.24	\$103	145 60.00	
145 60.1560.00		145 60.00		145 60.00	
145 60.1700.00		145 60.1615.24		145 60.1812.61	60.1729.84
145 60.1730.00		145 60.00		145 60.00	
145 60.1800.00		145 60.1818.24		145 60.1812.61	
145 60.2250.00		145 60.2226.24		145 60.2203.61	
145 60.2250.50		145 60.2226.24			
145 60.2350.00		145 60.2355.24		145 60.2203.61	
145 60.2365.00		145 60.2226.24			
145 60.2400.00		145 60.2414.24		145 60.2456.24	
145 60.2400.50		145 60.2414.24		145 60.00	
145 60.2450.50		145 60.2456.24		145 60.00	
145 60.2500.00		145 60.00		145 60.00	
145 60.2550.00		145 60.00		145 60.00	
145 60.2600.00		145 60.2618.024	\$288	145 60.00	
145 60.2600.25		145 60.00		145 60.00	
145 60.2600.40		145 60.00		145 60.00	
145 60.2650.00		145 60.00		145 60.00	
145 60.2800.00		145 60.00		145 60.00	
145 60.2850.00		145 60.00		145 60.00	
145 60.4120.00		145 60.00		145 60.00	
145 60.4120.50		145 60.00		145 60.00	
145 60.4300.00		145 60.00		145 60.00	
145 60.5000.00		145 60.5016.24		145 60.5006.61	
145 60.5000.15		145 60.5016.24		145 60.5006.61	
145 60.100.15		145 60.00		145 60.00	
145 60.5200.00		145 60.00		145 60.00	
145 60.5360.00		145 60.00		145 60.00	
145 60.8000.00		145 60.8025.24		145 60.8005.61	

Unloader Components		
HOSE Barb for By-Pass Hose		
Part #	Description	List
85.710.046	Barb - 1/4" Npt M	\$4
85.710.066	Barb - 3/8" Npt M	\$6
Z06005-0808	Barb - 1/2" Bsp F	\$11
Z06003-0808	Barb - 1/2" Bsp F	\$11

CLEAR HOSE		
Part #	Description	List
04188504	6mm ID per m	\$2
04188601	8mm ID per m	\$2

Valve Mounting Block		
<b>Specifications:</b>		
Inlet:	3/8" Npt F	
Outlet:	3/8" Npt F	
Part #	Description	List
85.603.018	Mtng Block - Brass	\$59
85.603.017	Mtng Block - Steel	\$59
85.603.016	Mtng Block - Alum.	\$25

BY-PASS HOSE					
Part #	Size	Length	End 1	End 2	Lis
By Pass	1/4"	400mm	1/4" M	nil	\$19
By Pass	3/8"	400mm	3/8" M	nil	\$20
By Pass	3/8"	600mm	1/2" F Sw	nil	\$49
85.238.022	3/8"	760mm	3/8" M	3/8" M	\$19
85.202.078	3/8"	900mm	nil	nil	\$15




# Unloader Valves

## Pulsation Dampeners

### PULSATION DAMPENERS

**ACCUMULATOR (Pulsation Dampener)**



**Specifications:**  
 Volume: .35 litre  
 Pressure: 580Psi to 3045Psi  
 Temp: 85°C  
 Dimensions: L158 x H100

Part #	Thread	List
148 189 211 0	3/8" F	\$208


**ACCUMULATOR (Pulsation Dampener)**



**Specifications:**  
 Volume: .21 litre  
 Pressure: 362Psi to 3190Psi  
 Temp: 85°C  
 Dimensions: L113 x H84

Part #	Thread	List
148 189 321 0	M16M	\$149
148 189 321 2	3/8" M	\$149

**Pulsation Dampener**



**Specifications:**  
 Rated Pressure: 3050 Psi  
 Charge Pressure: 580 Psi  
 Temp: 80°C

Part #	Vol.	Inlet	Type	List
29.0200.05	0.1 L	3/8" Npt F	A	\$poa
29.0202.05	0.35 L	1/2" Npt F	B	\$poa

### PULSATION DAMPENERS



AP 01



AP 02



AP 03







AP 04



AP 05






AP 06


Code								Material	Price
		Capacity / Volume (lt)	bar	psi	g	oz			
0102 0034	AP 01	0,35	210	3045	1700	60	M18x1,5 F	Press. Steel	\$300 C
0102 0035	AP 02	0,70	210	3045	2700	95,2		Press. Steel	\$360 C
0102 0036	AP 03	0,80	300	4351	5800	204,6		Forg. Steel	\$599 C
0102 0037	AP 04	1,00	210	3045	3500	123,4		Press. Steel	\$399 C
0102 0038	AP 05	1,40	210	3045	4900	172,8		Press. Steel	\$599 C
0102 0039	AP 06	1,50	300	4351	8700	307		Forg. Steel	\$440 C




## Thermal Dump Valves

THERMAL DUMP VALVE		
Application: Protects your pump as water heats when running on by-pass. The valve dumps water at the predetermined temperature		
		
<b>Budget - BE</b> to 145 Psi (max), 30l/min., 63°C	<b>Meccline</b> to 145 Psi (max), 30l/min., 56°C	<b>Premium</b> to 145 Psi (max), 30l/min., 63°C
125 85.300.022 1/4" Npt M Barb:7mm \$15	155 0215010460 1/4 Npt M Barb:7mm \$29	145 60.0630.00 1/4" Bsp M Barb:7mm \$19
125 85.300.023 3/8" Npt M Barb:7mm \$12	155 0215010450 3/8Bsp M Barb:7mm \$34	145 60.0630.50 3/8" Bsp M Barb:7mm \$38 🤖
125 85.300.024 1/2" Npt M Barb:7mm \$19	155 0215010440 1/2 Bsp M Barb:7mm \$34	145 60.0630.70 1/2" Bsp M Barb:7mm \$38 🤖





THERMO PROTECTOR VALVE		
<p><b>Specifications:</b></p> <p>Hose barb: 7mm                      Operating Temp: 63°C                      Operating Pressure: 145 Psi</p>		
		
Part #	Inlet	List
145 28.0600.00	1/2" Npt M	\$95
145 28.0600.15	1/2" Bsp M	\$95

EASY START VALVE				
Prevents your pump / motor starting under load by relieving pump pressure during start up				
<p><b>Specs:</b></p> <p>Flow: 30 l/min, 80°C Pressure: 4050 Psi max.                      Hose Tail: 7mm or 1/4"</p>				
				
Part #	Temp.	Inlet	Barb	List
145 29.0100.60	83°C	1/4" Bsp M	8mm	\$39
145 29.0100.50	83°C	3/8" Bsp M	1/4"	\$36
145 29.0100.00	83°C	3/8" Npt M	1/4"	\$36




INLET PRESSURE REDUCER		
<p>Flow: 32 l/min., 70°C                      Pressure: 290 Psi (max.)                      Temp: 70°C</p> <p>Inlet: 1/2" Bsp F                      Outlet: 1/2" Bsp F</p>		
		
Part #	Description	List
28.0700.00	Inlet Reducer	\$89

**These valves are NOT PRESSURE ADJUSTED & must be set when installed**

### MOST POPULAR PA SAFETY VALVES

MG1000 Compact	VS240	VS350	SRV
			
<p>MG1000 Midy Flow: 30l/min., 90°C Pressure: 3600 Psi (max.) Inlet: 1/4" Bsp M Outlet: 1/4" Bsp M</p>	<p>VS240 Flow: 24l/min., 60°C Pressure: 3500 Psi (4200 max.) Inlet: 3/8" Bsp M Outlet: n/a</p>	<p>VS350 to 5100 Psi (5650 max), 25l/min., 90°C Inlet: 2 x 3/8" Bsp F Outlet: n/a By Pass: 3/8" BspF</p>	<p>SRV to 6000 Psi (max), 22l/min., 120°C Inlet: 3/8" Npt M Outlet: n/a By Pass:</p>
147 19.0001 MG1000 \$46 D	145 60.1560.00 VS240 \$56	145 60.0580.00 VS350 \$103 (D)  145 60.0589.24 Repair Kit \$39	125 85.300.042 SRV \$47 D

### ALTERNATIVE MECCLINE SAFETY VALVES

VLP Compact	SVL28	SVT40
		
<p>VLP Compact Flow: 21l/min., 110°C Pressure: 4060 Psi (max.) Inlet: 1/4" Bsp M Outlet: 16mm barb</p>	<p>SVL28 SVT28 Flow: 25l/min., 90°C Pressure: 3625 Psi (4060 max.) Inlet: 3/8" Bsp F Out: 3/8" Bsp F A Inlet: 2 x 3/8" Bsp F Out: 3/8" Bsp F B Inlet: 2 x 3/8" Bsp F Out: 1/4" Bsp M C</p>	<p>SVT40 to 5220 Psi (5800 max), 25l/min., 90°C Inlet: 2 x 3/8" Bsp F Outlet: 3/8" F By Pass: n/a</p>
155 4073500010 8-12l/min. \$46 D 155 4073500011 12-17l/min. \$46 D 155 4073500012 17-21l/min. \$46 D	155 0215010230 SVL28 A \$63 155 0215010200 SVT28 B \$67 155 0215010210 SVT28 C \$67  155 4079900012 Repair Kit \$20	155 0215010420 \$118  155 4079900034 Repair Kit \$20

## MOST POPULAR PA SAFETY VALVES

VS170 - VS220 1 Inlet	VS220 2 Inlet	VS200/180	VS500	VS450-200 & 300	VS660 Stainless
**Commonly use in car wash plants with weep guns**					
VS170 Flow: 20l/min., 90°C Pressure: 2450 (3650max) Inlet: 3/8" Bsp F Bypass: 3/8" Bsp F	VS220 Flow: 24l/min., 90°C Pressure: 3200 (max. 3650) Inlet: 2 x 3/8" Bsp F Bypass: 3/8" Bsp F	VS200/180 Flow: 200l/min., 90°C Pressure: 2600Psi (max. 2900) Inlet: 3/4" Bsp F Bypass: 1/2" Bsp F	VS500 Flow: 80l/min., 90°C Pressure: 7250 Psi (max.8100) Inlet: 1/2" Bsp F By Pass: 3/8" Bsp F	VS450-200 Flow: 450l/min., 90°C Pressure: 2900 (max.3200) A Pressure: 4300 (max.4800) B Inlet: 1 1/4" Bsp F By Pass: 1 1/4" Bsp F	VS660 Flow: 60l/min., 90°C Psi: 10,450Ps (max.) Inlet: 3/8" Bsp F By Pass: 1/2" Bsp F
145 60.0540.00 2450Psi \$85 145 60.0515.00 3650Psi \$99	145 60.0525.00 \$99  145 60.0535.24 RK \$46	145 60.5100.15 \$332 145 60.5115.00 \$258*  *with tamper proof feature	145 60.5200.00 \$469  145 60.5210.24 R Kit \$199	145 60.4120.00 Bsp A \$1394 145 60.4120.50 Npt A \$999 145 60.413.00 Bsp B \$1288 145 60.4130.50 Npt B \$999	145 60.0650.00 \$999

## ALTERNATIVE MECCLINE SAFETY VALVES

SVX Stainless	Burst Discs	SVL70 SS+Nickel
SVX Flow: 30l/min., 90°C Pressure: 4060 (4500max) Inlet: 3/8" Bsp F Bypass: 3/8" Bsp F	245 011 019 125 Bar Yellow 245 011 020 140 Bar Blue 245 011 022 205 Bar Purple 245 011 046 275 Bar White 245 011 047 345 Bar Black 245 011 107 415 Bar Orange  245 013 043 Burst Disc Nut 245 023 335 Burst Disc Adaptor	SVL70 Flow: 60l/min., 90°C Psi: 9570 (10,450max) Inlet: 3/8" Bsp F By Pass: 1/2" Bsp F
155 4073200000 Bsp \$613 155 4073200001 Npt \$613  155 4079900029 Repair K \$7		155 4073201000 \$320

## BOTTOM MOUNT GAUGES - STANDARD

Bottom Mount 1,000Psi	Bottom Mount 2,000Psi	Bottom Mount 5,000Psi	Bottom Mount 5,000Psi	Bottom Mount 10,000Psi
Inlet: 1/4" Npt Male Casing: Stainless Pressure: 1,000 Psi	Inlet: 1/4" Npt Male Casing: Stainless Pressure: 2,000 Psi	Inlet: 1/4" Npt Male Casing: Stainless Pressure: 5,000 Psi	<i>Gauge c/w Connection Kit</i> Inlet: 1/4" Npt Male Casing: Stainless Pressure: 5,000 Psi	Inlet: 1/4" Npt Male Casing: Stainless Pressure: 10,000 Psi
125 85.301.000 \$19	125 85.302.000 \$39	125 85.305.000 \$30	125 85.305.001 (10) \$59 125 85.300.106 (xx) \$19	125 85.310.000 \$30 D

Connector only

## BOTTOM MOUNT GAUGES - PREMIUM

Bottom Mount 6,000Psi	Bottom Mount 8,000Psi	Bottom Mount 10,000Psi	ELBOW	GAUGE CONNECTING HOSE
Inlet: 1/4" Bsp Male Casing: Stainless Pressure: 6,000 Psi	Inlet: 1/4" Bsp Male Casing: Stainless Pressure: 8,000 Psi	Inlet: 1/4" Bsp Male Casing: Stainless Pressure: 10,000 Psi	Elbow 38"/M x 1/4"F	Pressure to 3625Psi Temp to 65°C
165 1614580 Plain \$42 165 1614583 BAR \$40	165 1614589 Plain \$54	165 1614606 \$40 165 1614605 BAR \$33	125 85.704.007 \$10	148 495 252 030 0 300mm \$40 148 495 252 050 0 500mm \$49 148 495 252 070 0 700mm \$47

### GAUGE FLANGE 63mm

Flange for 63mm gauge
147 22.0229 Poly \$5 147 22.0289 Stainless \$5

### FIXING BRACKET

Gauge Fixing Bracket
147 22.0236 Poly \$8 147 22.0238 Stainless \$7 147 22.0237 Poly \$7 147 22.0239 Stainless \$6

### ELBOW






Elbow 38"/M x 1/4"F
125 85.704.007 \$11

### GAUGE CONNECTING HOSE

Pressure to 3625Psi Temp to 65°C
148 495 252 050 0 500mm \$53 148 495 252 070 0 700mm \$59








MOST POPULAR PRESSURE GAUGES				
Bottom Mount 5,000Psi	Bottom Mount 10,000Psi	Bottom Mount 5000Psi	Bottom Mount 10000Psi	Rear Mount 63mm SS
Budget	Budget	Premium	Premium	
				
Inlet: 1/4" Npt Male Casing: Stainless Pressure: 5000 Psi	Inlet: 1/4" Npt Male Casing: Stainless Pressure: 10000 Psi	Inlet: 1/4" Bsp Male Casing: Stainless Pressure: 6000 Psi	Inlet: 1/4" Bsp Male Casing: Stainless Pressure: 10,000 Psi	Inlet: 1/4" Bsp Male Casing: Stainless Pressure: 6,000 Psi
125 85.305.000 \$30 125 85.305.001 \$59* *includes connection port	125 85.310.000 \$30	165 1614580 Plain \$42 165 1614583 BAR \$40	165 1614606 Plain \$40 165 1614605 BAR \$33	148 548 40 \$39


BACK ENTRY GAUGES				
PLASTIC 63mm Housing			STAINLESS 63mm HOUSING	
Back Entry 3,625Psi	Back Entry 4,500 Psi	Back Entry 5,800 Psi	Back Entry 6,000Psi	Back entry 10,000Psi
				
Inlet: 1/4" Bsp Male Casing: Plastic Pressure: 3,625 Psi	Inlet: 1/4" Bsp Male Casing: Plastic Pressure: 4,500 Psi	Inlet: 1/4" Bsp Male Casing: Plastic Pressure: 5,800 Psi	Inlet: 1/4" Bsp Male Casing: Stainless Pressure: 6,000 Psi	Inlet: 1/4" Bsp Male Casing: Stainless Pressure: 10,000 Psi
145 13.0035.25 \$48	145 13.0035.31 \$49	145 13.0035.40 \$49	165 1615930 Plain \$33 165 1615933 BAR \$30 148 548 40 \$36	165 1615948H Plain \$39 165 1615948B BAR \$39


BACK ENTRY GAUGES - 50mm HOUSING		BACK ENTRY GAUGES - 40mm HOUSING	
Back Entry 3,500Psi	Back entry 6,000Psi	Back Entry 2,300Psi	Back entry 4,350Psi
			
Inlet: 1/4" Bsp Male Casing: Plastic Pressure: 3,500 Psi	Inlet: 1/4" Bsp Male Casing: Plastic Pressure: 6,000 Psi	Inlet: 1/8" Bsp Male Casing: Plastic Pressure: 2,300 Psi	Inlet: 1/8" Bsp Male Casing: Plastic Pressure: 4,350 Psi
115 18160075 \$86 147 22.0223 \$38 D	148 548 43 \$39	115 18160101 \$53 147 22.0234 \$23	115 18160104 \$57 147 22.0235 \$26


CHEMICAL METERING VALVE - 90°		RDY	
			
<b>Specifications:</b> Panel Fitting: 17mm (3/4") Flow: 10 l/min., 40°C Pressure: 400 Psi (435 Psi max.) Temp: 90°C			
Part #	Couplings	Barb	List
145 29.0954.00	1/4" Bsp MM Black	7mm	\$45 D
145 29.0960.00	1/4" Bsp MM Black	nil	\$39 D

CHEMICAL METERING VALVE		RD3	
			
<b>Specifications:</b> Panel Fitting: 15mm (3/5") Flow: 10 l/min., 40°C Pressure: 400 Psi (435 Psi max.) Temp: 90°C			
Part #	Couplings	Barb	List
145 29.0945.00	1/4" Bsp MM Blue	7mm	\$47
145 29.0952.10	1/4" Bsp MM Black	nil	\$47

CHEMICAL METERING VALVE		RD5	
			
Fluid quantity is adjusted through knob rotation			
<b>Specifications:</b> Panel Fitting: 15mm (3/5") Flow: 10 l/min., 40°C Pressure: 400 Psi (435 Psi max.) Temp: 40°C			
Part #	Couplings	Barb	List
145 29.0980.00	1/4" Bsp MM Blue	7mm	\$82


CHEMICAL METERING VALVE - Twin Inlet		RD6	
			
Fluid mixing regulated through knob rotation			
<b>Specifications:</b> Panel Fitting: 14.5mm or 55mm Flow: 1 l/min., 60°C Pressure: 7.3 Psi			
Part #	Couplings	Barb	List
145 29.0900.00	n/a	7mm	\$31
148 200 066 500	n/a	7mm	\$28

FLOW REGULATOR		RF1		RP1	
					
Flow: 30 l/min. Pressure: 4050 Psi (max.) Temp: 160°C					
Inlet: 1/4" Bsp M Outlet: 1/4" Bsp F					
Throttling regulator for adjustable flow control					
Part #	Description	List			
29.0400.00	Flow Regulator	\$56			


STEAM VALVE		RV 1		RP1	
					
Throttling nozzle for bypass flow control					
Flow: see table Pressure: 4050 Psi (max.) Temp: 80°C					
Part #	I/	Couplings	Knob	List	
29.0920.08	9	1/4" Bsp MM	No	\$52	
29.0920.12	13	1/4" Bsp MM	No	\$47	
29.0920.82	13	1/4" Bsp MM	Blue	\$47	
29.0920.15	15	1/4" Bsp MM	No	\$47	
29.0920.65	15	1/4" Bsp MM	Black	\$47	
29.0920.70	20	1/4" Bsp MM	Black	\$52	

## Ignition Cables

			
Hypalon Cable			
P/N	Length	Diameter	List
00303	500 mm	4 mm	\$poa

		
Ignition Cable Coil		
P/N	Length	List
00309	100 m	\$poa

			
Silicone Ignition Cable, 4mm Diameter			
P/N	Length	Diameter	List
00301	500 mm	4 mm	\$poa
00304	630 mm	4 mm	\$poa
00305	900 mm	4 mm	\$poa

		
Cable triangle connector FIDA		
P/N	Length	List
00307	410 mm	\$poa
00308	450 mm	\$poa

Electrode Cap			
			
Ohm Bacolite			
P/N			List
00210	G90	5K	\$poa

		
Electrode Cap EPDM Blue.		
P/N	Qty	List
00215	50 Pieces	\$poa
00219	500 Pieces	\$poa
00220	1000 Pieces	\$poa

BALL VALVES		
Three way	Two way	
<b>STEEL 4500 Psi 80°C Bsp</b> (120mm handle)	<b>STEEL 7000 Psi 80°C Bsp</b> (145mm handle)	<b>STEEL Npt or Bsp</b> (140mm handle)
148 706 23 Valve 1/4" FFF Steel 69x48mm \$89 148 706 24 Valve 3/8" FFF Steel 72x52mm \$109 148 706 25 Valve 1/2" F/F/F Steel 83x59mm \$109	147 20.0022 Valve 1/4" F/F Steel 6mm \$43 147 20.0023 Valve 3/8" F/F Steel 10mm \$54	125 85.300.045B Valve 1/4" F/F Steel 10mm \$49 125 85.300.046B Valve 3/8" F/F Steel 10mm \$57 <b>Npt:</b> 125 85.300.046 Valve 3/8" F/F Steel 10mm \$57 125 85.300.044 Valve 3/8" QC ends 10mm \$138
 Long Handle Option 85.300.046S-H \$12	<b>STAINLESS 7250 Psi Bsp</b> (120mm handle)	<b>STAINLESS</b> (140mm handle)
	148 707 15 Valve 1/4" F/F Stainless \$249 148 707 25 Valve 3/8" F/F Stainless \$289 148 707 35 Valve 1/2" F/F Stainless \$309	125 85.300.046S Valve 3/8" F/F SS 10mm \$166

**REMOTE FOOT VALVE**

See Drain Cleaning Section

**BALL VALVE WALL MOUNT**

**Stainless Wall Mount for Ball Valves**  
Suits 3/8" & 1/2"

Part #	Description	List
148 708 00	Wall Mount	\$111

**VALVE - with spindle**

**Specifications:**  
Flow: 30 l/min.  
Pressure: 3625 Psi  
Temp: 80°C

Part #	In / Out	List
148 535 10	1/4" Bsp F without knob	\$38
148 535 15	1/4" Bsp F with knob	\$39

(panel mounting)

**CHECK VALVE**

Flow regulating valve.  
- Allows a one-way flow, preventing back flow  
- Rapid intervention at minimum flow (to 6 Psi).  
- Spring Loaded piston

Part#	l/min.	Ends	Rated	List
Brass to 2300 Psi (max) , 90°C				
145 60.2040.00	25	1/4" Bsp FF	8	\$39
145 60.2050.00	40	3/8" Bsp FF	10	\$37
145 60.2065.00	80	1/2" Bsp FF	15	\$38
145 60.2075.00	180	3/4" Bsp FF	20	\$58
Brass to 4000 Psi (max 4500) , 90°C				
145 60.2100.00	25	1/4" Bsp FF	8	\$42
145 60.2120.00	40	3/8" Bsp FF	10	\$49
145 60.2140.00	80	1/2" Bsp FF	15	\$77
145 60.2150.00	140	3/4" Bsp FF	20	\$poa
145 60.2160.00	200	1" Bsp FF	25	\$poa
145 60.2170.00	450	1.25" Bsp FF	32	\$poa
Stainless to 5800 Psi (max 6500) , 80°C				
145 60.2030.00	25	1/4" Bsp FF	8	\$42
145 60.2020.00	40	3/8" Bsp FF	10	\$50
145 60.2070.00	80	1/2" Bsp FF	15	\$63
145 60.2080.00	180	3/4" Bsp FF	20	\$95

**SHUT OFF VALVE**

Shut Off Valve - Brass  
to 3000 Psi (max.) , 80°C  
Ball : Chrome Thread: Bsp

147 20.0032 3/8" FF Hole: 8mm \$87  
147 20.0033 1/2" FF Hole: 12mm \$87

Shut Off Valve - Stainless  
to 6000 Psi (max.) , 150°C  
Ball : Stainless Thread: Bsp

147 20.0063 1/4" FF Hole: 10mm \$110  
147 20.0064 3/8" FF Hole: - Obsolete  
147 20.0065 1/2" FF Hole: 14mm \$152





## Burner Equipment

Fuel Pumps

Electrodes

Nozzles

Coils



## FUEL PUMPS - SUNTEC

Pump with Solenoid Valve  
 Pump VM...Intake monopipe or twinpipe  
 Pressure adjustable 7 - 14 bar



### COIL



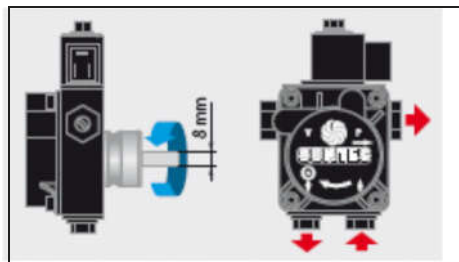
Part #	V	List
148 827 90	24V	\$103
148 827 95	230V	\$89



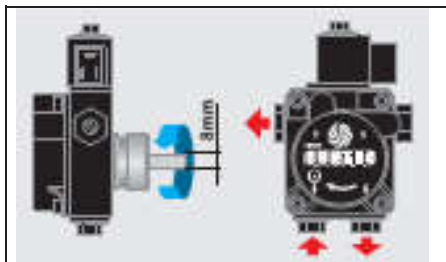
Part #	Type	Coil	Hub	List
148 827 45	AS47A	230V	64mm	\$389 no longer available

\*\*\*Clockwise - Right (may suit Spitwater)


Suntec code: A= Clockwise - Right B= Clockwise - Left  
 C= Anti Clockwise - Left D= Clockwise - Right



Part #	Type	Coil	Hub	List
148 827 00	AS47C 1538	24V	32mm	\$237
148 827 10	AS47C 1538	230V	32mm	\$187



Part #	Type	Coil	Hub	List
148 827 15	AS47D 1539	230V	32mm	\$339



Part #	Type	Coil	Hub	List
148 827 30	AN47C	na	32mm	\$339 D

## FUEL PUMPS - DELTA

Pump with (or without) Solenoid Valve  
 Pump A...Intake monopipe or twinpipe  
 Pressure adjustable 6 - 20 bar

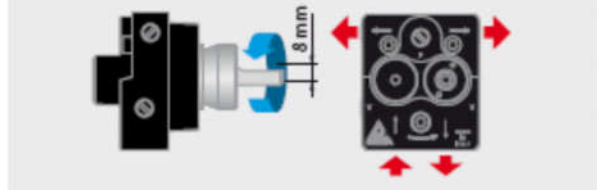


### Co76

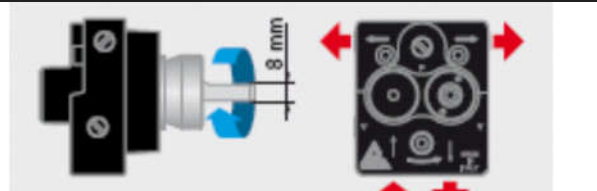


Part #	V	List
148 824 94	24V	\$73
148 824 91	24V	\$73
148 824 95	230V	\$73

Nb: Models supplied without coil have no coil port



Part #	Type	Coil	Hub	List
148 824 31	A1L2	24V	32mm	\$170
148 824 30	A1L2	240V	32mm	\$170
148 824 04	AD1L2	-	32mm	\$170




Part #	Type	Coil	Hub	List
148 824 32	A1R2	24V	32mm	\$179
148 824 33	A1R2	240V	32mm	\$179
148 824 05	AD1R2	-	32mm	\$179

## FUEL PUMPS - PARTS



### Filter Element

Part #	Type	List
148 827 50	Suntec	\$15
148 824 90	Delta	\$16
148 884 96	Delta A	\$16



### Gasket for Cover

Part #	Type	List
148 827 992	Suntec	\$6
148 824 93	Delta	\$5

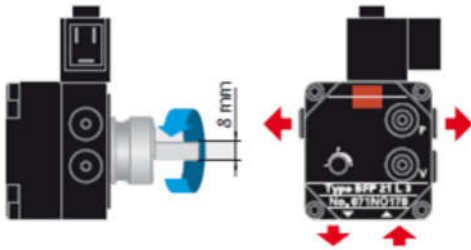
Warning.....  
 For single supply installation, the by pass plug  
 in the return line has to be removed

### Attention!

Rotating direction always  
 stated in view of the shaft.



## FUEL PUMPS - DANFOSS

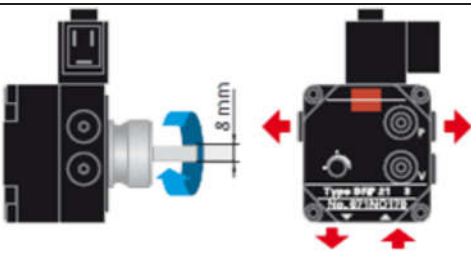


Pump with Solenoid Valve  
 Pump A...Intake monopipe or twinpipe  
 Pressure adjustable 7 - 15 bar



Part #	Type	Code	Coil	Hub	List
148 825 45	BFP 21 L3	071N0170	24V	32mm	\$299
148 825 40	BFP 21 L3	071N0170	230V	32mm	\$279

Coil		
Part #	V	List
148 826 00	24V	\$70
148 826 10	230V	\$64



Part #	Type	Code	Coil	Hub	List
148 825 35	BFP 21 R3	071N0171	24V	32mm	\$299
148 825 30	BFP 21 R3	071N0171	230V	32mm	\$299

## FUEL PUMPS - PARTS

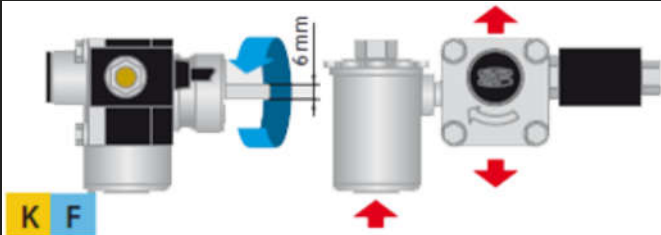


Filter Element		
Part #	Type	List
148 825 01	Danfoss	\$44



Filter Cartridge		
Part #	Type	List
148 825 00	Danfoss	\$29

## FUEL PUMPS - SP



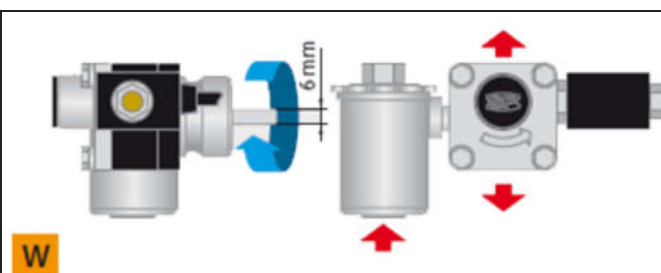
Part #	Type	Coil	Hub	List
148 821 10	46L5316M	24V	32mm	\$228
148 821 20	46L5316M	230V	32mm	\$250

### Coil



Part #	V	List
148 821 024	24V	\$93
148 821 220	230V	\$83

Pump with Solenoid Valve  
 Intake twinpipe  
 Pressure adjustable 6 - 14 bar



Part #	Type	Coil	Hub	List
148 821 30	46L5416M	24V	32mm	\$250
148 821 40	46L5416M	230V	32mm	\$239

## FUEL PUMPS - PARTS



Filter Element	
Part #	List
148 822 50	\$17

## FUEL PUMP ACCESSORIES

**Cable with Connector**  
 Required for all  
 Fuel Pumps


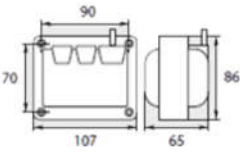
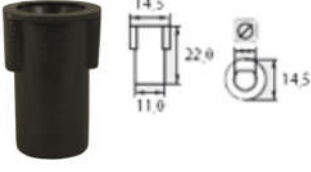





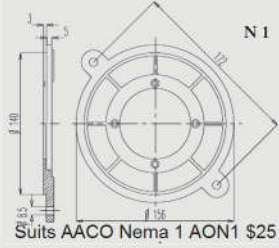
Part #	Length	List
148 832 50	500mm	\$9
148 832 40	1000mm	\$30




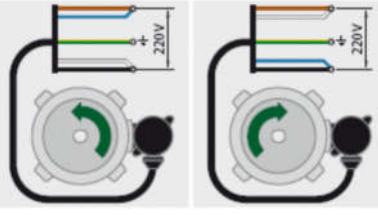
**Check Pressure Gauge**  
 1/8" M + 500mm hose



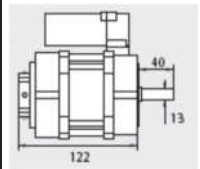
Part #	Length	List
148 547 105 0	500mm	\$46

Accessories & Parts		
		
Ignition Transformer (OEM: COFI TRS812C/18 240V - 0.5A - Sec 2x4kV - 12mA - Ampl 11kV) without Flange - Cable on Side		Fuel Pump Drive Pegs Coupling for 8mm Shaft
148 805 00 240 Volt <b>\$162</b> 148 805 50 400 Volt <b>\$162</b>		148 822 35 \$4
		148 547 105 0 \$46

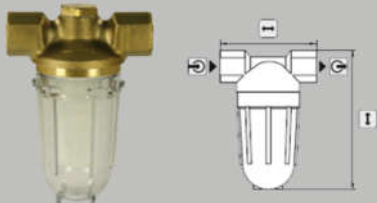



Burner Motors			
			<p>Burner Motor Flange</p>  <p>Suits AACO Nema 1 AON1 \$25</p>  <p>Suits AACO Nema 2 AON2 \$25</p>
Burner Motor with 32mm Pump Hub Fan Shaft Length - 40mm Rotation - tba Suits Castello & others OEM Simel ZD3/2042-32 16cm diam ****Also order pin & cable****	Burner Motor with 32mm Pump Hub Fan Shaft Length - 40mm Rotation - tba Suits Castello & others OEM Simel ZS4/2042-32 17cm diam ****Also order pin & cable****	Burner Motor with 32mm Pump Hub Fan Shaft Length - 40mm Rotation - tba Suits Castello & others OEM Simel ZD3/2042-32 16cm diam ****Also order pin & cable****	
114 39080700 \$185 114 39080700Pin \$39	114 39080500 \$185 114 39080700Pin \$39	114 39080700 \$185 114 39080700Pin \$39	

Burner Motors - AACO			Cable connection																				
			 <table border="1"> <thead> <tr> <th colspan="2">Left Rotation</th> <th colspan="2">Right Rotation</th> </tr> <tr> <th>Colour</th> <th>Fcnctn</th> <th>Colour</th> <th>Fcnctn</th> </tr> </thead> <tbody> <tr> <td>Brown+Blue</td> <td>Phase</td> <td>Brown+Blue</td> <td>Phase</td> </tr> <tr> <td>Black+White</td> <td>Neutral</td> <td>Black+White</td> <td>Neutral</td> </tr> <tr> <td>Yellow/Green</td> <td>Ground</td> <td>Yellow/Green</td> <td>Ground</td> </tr> </tbody> </table>	Left Rotation		Right Rotation		Colour	Fcnctn	Colour	Fcnctn	Brown+Blue	Phase	Brown+Blue	Phase	Black+White	Neutral	Black+White	Neutral	Yellow/Green	Ground	Yellow/Green	Ground
Left Rotation		Right Rotation																					
Colour	Fcnctn	Colour	Fcnctn																				
Brown+Blue	Phase	Brown+Blue	Phase																				
Black+White	Neutral	Black+White	Neutral																				
Yellow/Green	Ground	Yellow/Green	Ground																				
Burner Motor without Pump Hub AACO - 60.2.130M+C5 220/50 2R 2 Pole, 220V, 50hz Fan Shaft Length - 53mm Rotation - Left or Right Output max 130Watt - .98A - 5uF Suits Spitwater / R & others	Burner Motor with $\varnothing$ 32mm Pump Hub AACO - 60.2.130.32M+C5 220/50 2R 2 Pole, 220V, 50hz Fan Shaft Length - 40mm Rotation - Left or Right Output max 130Watt - .98A - 5uF	Burner Motor with $\varnothing$ 32mm Pump Hub AACO - 60.2.150.32M+C6.3 230/50 2R 2 Pole, 220V, 50hz Fan Shaft Length - 40mm Rotation - Left or Right Output max 150Watt - 1.3A - 5uF Suits Jetwave & others																					
165 A0195 Dual \$149 165 8050171 Clockwise \$139	165 A0196 \$174	165 A0308 \$199																					

Model	Supplier Number	Power Watt	uF	Am-peres	$\varnothing$ Pump Hub	Weight Kg	A	B	Shaft Lg	Shaft D $\varnothing$	Rotation	Cou-pling	
165 A0195	AACO 60.2.130M+C5 220/50 2R	130	5	.98	-	3.2	-	114	53	52	12.7	↔	-
165 A0196	AACO 60.2.130.32M+C5 230/50 2R	130	5	.98	-	3.2	-	114	53	52	12.7	↔	32mm
165 A0195	AACO 60.2.150M+C6.3 230/50 2R	130	5	.98	-	3.2	-	114	53	52	12.7	↔	32mm
114 39080700													
115 18310391													





Fuel Filter			
			
<p>Fuel Filter - Can type</p>	<p>Filter Element</p>	<p>Filter Element</p>	<p>Inline Filter</p>
<p>148 829 10 1/4" F 65mm x 95mm <b>\$87</b>                  148 829 20 3/8" F 69.5mm x 93.5mm <b>\$po</b></p>	<p>148 829 50 <b>\$12</b></p>	<p>148 829 201 \$poa</p>	<p>148 829 00 \$10</p>

Connectors	
Double connector with cable	
Part #	Cable
852 14	700mm

BERU angle
Part #
852 20

Blue angle
Part #
852 30

Universal
Part #
852 70

Double connector
Part #
855 00

Ignition cables	
Cable with connector. 6	
Part #	Colour
855 15	Black 180 mm
855 20	Red 180 mm
855 30	Red 400 mm

Per metre	
Part #	Colour
855 50	Black
855 40	Red

## Electrodes

Kit Dolly Pulit1 double electrode, for heaters of h.p. washers fitting Pulitecno	
Gr. 80	Oz. 2.2
ZX.0007	\$poa

Kit Dolly F1 couple of electrodes, for heaters of h.p. washers fitting Faip TK and Indy.	
Gr. 70	Oz. 2.5
ZX.0107	\$poa

Kit Dolly Com1 couple of electrodes, for heaters of h.p. washers fitting Comet.	
Gr. 55	Oz. 2.0
ZX.0225	\$poa

Kit Dolly L4 couple of electrodes, for heaters of h.p. washers fitting Lavor.	
Gr. 65	Oz. 2.3
ZX.0596	\$poa

Kit Dolly P1 couple of electrodes, for heaters of h.p. washers fitting Portotecnica: Argon, Solar, Mitho, Universe, Kosmic Maxi Jet and Silver Jet.	
Gr. 60	Oz. 2.2
ZX.0109	\$poa

Kit Dolly P3 double electrode, for heaters of h.p. washers fitting Portotecnica: Futura, Mistral Jet profy, Golden Jet, Synchron and Skid Fuego.	
Gr. 75	Oz. 2.7
ZX.0143	\$poa

Kit Dolly S2 couple of electrodes, for heaters of h.p. washers fitting Sirio.	
Gr. 90	Oz. 3.2
ZX.0606	\$poa

Kit Dolly IB1 double electrode for heaters of h.p. washers fitting Idromatic.	
Gr. 40	Oz. 1.5
TX.0003	\$poa



Kit Dolly IB2 double electrode, for heaters of h.p. washers fitting Idromatic, Castello, Fasa and B&C.	
Gr. 45	Oz. 1.6
TX.0011	\$poa

Ignition Electrodes				Adjustment of Electrodes	
				From Top	From Side
Bended with rim "K"	Twin "K"	Bended with rim "Sirio"	Twin "Porto" Jetwave	1. Electrodes have to be positioned close to the atomized spray of fuel without getting in touch with it (ends have to stay dry). 2. There has to be sufficient space between the electrodes and the fuel nozzle as well as the flame control to avoid a flash over the ignition spark.	
148 852 10 \$15	148 852 12 \$17	148 851 35 \$26	148 851 00 \$66 D		

Bended with rim "Comet"	Bended with rim "FAIP"	Bended with rim "FAIP"	Bended with rim "LAVOR"	Bended with rim "LAVOR"
148 851 15 \$49	148 851 45 \$28	148 851 40 \$28	148 851 10 \$26	148 851 55 \$39


Electrodes	
Kit Dolly X1 couple of electrodes for heaters of h.p. washers fitting Karcher: HDS 550 - HDS 610 - HDS 650 - HDS 755 - HDS 760 - HDS 850 - HDS 890 - HDS 990 - HDS 1000 BE - HDS 1000 DE - HDS 1200 BE - HDS 1200 DE - HDS 1210 - HDS 1250 - HDS 1250 N - HDS 1290 - HDS 1290 ST	
Gr. 85	Oz. 3.0
ZX.0118	\$poa

Kit Dolly double electrode for heaters of h.p. washers fitting Karcher: K 855 H - K 855 H PLUS - HDS 400 C - HDS 551 C - HDS 555 CI - HDS 558 C - HDS 600 C SICIAL - HDS 600 CI - HDS 601 C - HDS 695 - HDS 697 CI - HDS 698 C - HDS 699 - HDS 790 CI - HDS 795 - HDS 797 CI - HDS 798 C - HDS 801 B - HDS 895 - HDS 895 SPECIAL - HDS 1195 - HDS 1296 - 1500 SUPER - 2700 SUPER	
Gr. 80	Oz. 2.9
ZX.0605	\$poa


Beckett Burner Parts	
	
Beckett Powerlight 12V DC Burner Igniter with control board and cad cell (electronic eye) . • Input: 10.8 to 16VDC 1.8 A • Output: 20KV • Replaces #'s 51776U & 51777U	Beckett Powerlight 12 VDC Burner Igniter Only (No Base Plate). • ADC and SDC • Input: 10.8 to 16VDC 1.8 A • Output: 20KV Replaces #'s 7435U & 5049
HYD 5218301U 12V DC <b>\$367</b>	HYD 5218309U Ignitor <b>\$436</b>

Burner Parts																																																	
ADC 14 VDC Motor	Burner Gun ADC	ADC 14 VDC Motor	Burner Motor																																														
																																																	
Replaces 21539U, 21557U, 21699U OEM: 21699UF <table border="1"> <thead> <tr> <th>Part #</th> <th>HP</th> <th>List</th> </tr> </thead> <tbody> <tr> <td>BM514</td> <td>1/6</td> <td>\$poa</td> </tr> </tbody> </table>	Part #	HP	List	BM514	1/6	\$poa	Burner Gun ADC OEM: ML35XPDC <table border="1"> <thead> <tr> <th>Part #</th> <th>List</th> </tr> </thead> <tbody> <tr> <td>BM020</td> <td>\$poa</td> </tr> </tbody> </table>	Part #	List	BM020	\$poa	Burner Gasket <table border="1"> <thead> <tr> <th>Part #</th> <th>OEM</th> <th>List</th> </tr> </thead> <tbody> <tr> <td>BM030</td> <td>ADC 31332</td> <td>\$poa</td> </tr> <tr> <td>BM035</td> <td>AFG 3616U</td> <td>\$poa</td> </tr> <tr> <td>BM019</td> <td>ADC 3380U</td> <td>\$poa</td> </tr> </tbody> </table>	Part #	OEM	List	BM030	ADC 31332	\$poa	BM035	AFG 3616U	\$poa	BM019	ADC 3380U	\$poa	Burner Motor. <table border="1"> <thead> <tr> <th>Part #</th> <th>VAC</th> <th>HP</th> <th>AF/AFG</th> <th>OEM</th> <th>List</th> </tr> </thead> <tbody> <tr> <td>BM556</td> <td>120</td> <td>1/7</td> <td>AF/AFG</td> <td>2456U</td> <td>\$poa</td> </tr> <tr> <td>BM562</td> <td>220</td> <td>1/7</td> <td>AFG</td> <td>21774</td> <td>\$poa</td> </tr> <tr> <td></td> <td>220</td> <td>VAC</td> <td></td> <td>21173</td> <td>\$poa</td> </tr> </tbody> </table>	Part #	VAC	HP	AF/AFG	OEM	List	BM556	120	1/7	AF/AFG	2456U	\$poa	BM562	220	1/7	AFG	21774	\$poa		220	VAC		21173	\$poa
Part #	HP	List																																															
BM514	1/6	\$poa																																															
Part #	List																																																
BM020	\$poa																																																
Part #	OEM	List																																															
BM030	ADC 31332	\$poa																																															
BM035	AFG 3616U	\$poa																																															
BM019	ADC 3380U	\$poa																																															
Part #	VAC	HP	AF/AFG	OEM	List																																												
BM556	120	1/7	AF/AFG	2456U	\$poa																																												
BM562	220	1/7	AFG	21774	\$poa																																												
	220	VAC		21173	\$poa																																												

Ignitor / Burner				
				
12 VDC Ignitor / ADC Burner. Ignitor only / For ADC Back Mount OEM: 5049 / 6340 <table border="1"> <thead> <tr> <th>Part #</th> <th>List</th> </tr> </thead> <tbody> <tr> <td>BMT04</td> <td>\$poa</td> </tr> </tbody> </table>	Part #	List	BMT04	\$poa
Part #	List			
BMT04	\$poa			

Ignitor / Burner				
				
12 VDC Ignitor / ADC Burner With Based Plate / For ADC Back Mount. OEM: 51777U <table border="1"> <thead> <tr> <th>Part #</th> <th>List</th> </tr> </thead> <tbody> <tr> <td>51777U</td> <td>\$poa</td> </tr> </tbody> </table>	Part #	List	51777U	\$poa
Part #	List			
51777U	\$poa			

Calcium Sulfide Diode				
				
CAD Cell. Used in conjunction with the BMC40 control board to sense when the burner ignites. OEM: 7006U <table border="1"> <thead> <tr> <th>Part #</th> <th>List</th> </tr> </thead> <tbody> <tr> <td>BMC20</td> <td>\$poa</td> </tr> </tbody> </table>	Part #	List	BMC20	\$poa
Part #	List			
BMC20	\$poa			

Ignition Control Board 12VDC				
				
Used on 12 VDC ADC Burners to drop out ignitor after fuel ignites. OEM: 51663 <table border="1"> <thead> <tr> <th>Part #</th> <th>List</th> </tr> </thead> <tbody> <tr> <td>BMC40</td> <td>\$poa</td> </tr> </tbody> </table>	Part #	List	BMC40	\$poa
Part #	List			
BMC40	\$poa			


ADC 14 VDC Motor												
												
Burner Gasket <table border="1"> <thead> <tr> <th>Part #</th> <th>OEM</th> <th>List</th> </tr> </thead> <tbody> <tr> <td>BM030</td> <td>ADC 31332</td> <td>\$poa</td> </tr> <tr> <td>BM035</td> <td>AFG 3616U</td> <td>\$poa</td> </tr> <tr> <td>BM019</td> <td>ADC 3380U</td> <td>\$poa</td> </tr> </tbody> </table>	Part #	OEM	List	BM030	ADC 31332	\$poa	BM035	AFG 3616U	\$poa	BM019	ADC 3380U	\$poa
Part #	OEM	List										
BM030	ADC 31332	\$poa										
BM035	AFG 3616U	\$poa										
BM019	ADC 3380U	\$poa										


Blower Wheels												
												
Blower Wheels <table border="1"> <thead> <tr> <th>Part #</th> <th>OEM</th> <th>List</th> </tr> </thead> <tbody> <tr> <td>BM275</td> <td>ADC 4 1/4x2 7/16 21404U</td> <td>\$poa</td> </tr> <tr> <td>BM276</td> <td>SM 6 1/4x3 7/16 2383U</td> <td>\$poa</td> </tr> <tr> <td>BM277</td> <td>AFG 4 1/4x1 1/2 2999U</td> <td>\$poa</td> </tr> </tbody> </table>	Part #	OEM	List	BM275	ADC 4 1/4x2 7/16 21404U	\$poa	BM276	SM 6 1/4x3 7/16 2383U	\$poa	BM277	AFG 4 1/4x1 1/2 2999U	\$poa
Part #	OEM	List										
BM275	ADC 4 1/4x2 7/16 21404U	\$poa										
BM276	SM 6 1/4x3 7/16 2383U	\$poa										
BM277	AFG 4 1/4x1 1/2 2999U	\$poa										


Electrode Kit				
				
Electrode Kit (2 included) AF, AFG, AR, SF, SR OEM: 5780U <table border="1"> <thead> <tr> <th>Part #</th> <th>List</th> </tr> </thead> <tbody> <tr> <td>BME10</td> <td>\$poa</td> </tr> </tbody> </table>	Part #	List	BME10	\$poa
Part #	List			
BME10	\$poa			

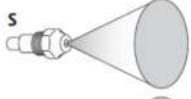
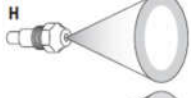
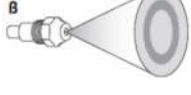
Electrode Tabs				
				
Electrode Tabs used on most Beckett burner electrodes. OEM: 31706 <table border="1"> <thead> <tr> <th>Part #</th> <th>List</th> </tr> </thead> <tbody> <tr> <td>BM159</td> <td>\$poa</td> </tr> </tbody> </table>	Part #	List	BM159	\$poa
Part #	List			
BM159	\$poa			

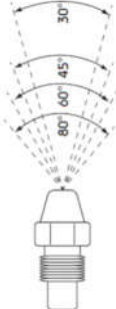


Fuel Nozzles								
		Solid 60	Solid 45	Solid 80	Hollow 60	Hollow 80	HH 45	HH 60
<b>Danfoss</b>								
		<b>60 S</b>			<b>60 H</b>	<b>80 H</b>		
	0,50	10030-679 40		677 40	10050	10070-677 41		675 32
	0,60	10031			10051	10071		
	0,65	10032-675 00		677 50	10052	10072		
	0,75	10033-675 10		677 60	10053-675 11	10073		
	0,85	10034-675 20		677 70	10054-675 21	10074-677 71		
	1,00	10035-675 30		677 80	10055-675 31	10075-677 81		
	1,10	10036-675 35		677 85	10056-675 36	10076-677 851		
	1,25	<b>10037-675 40</b>		677 90	10057-675 41	10077-677 91		
	1,35	10038-675 50		678 00	<b>10058-675 51</b>	10078		675 52
	1,50	10039-675 60		678 10	<b>10059-675 61</b>	10079-678 11		
	1,65	10040			10060	10080		
	1,75	10041-675 70		678 20	10061-675 71	10081-678 21		
	2,00	10042-675 80		678 30	10062-675 81	10082		675 82
	2,25	10043-675 90		678 40	10063-675 91	10083-678 41		
	2,50	10044-676 00		678 50	10064-676 01	10084		
2,75	10045-676 05		678 60	10065	10085			
3,00	10046-676 15			10066	10086			
<b>List</b>		\$poa			\$poa	\$poa		

Steinen								
		60 S	45 S	80 S	60 H			
	0,50	10090-665 10	10120-660 42	10140-667 60				
	0,60	10091-665 11	10121	10141				
	0,65	10092-665 15	10122-660 45	10142-667 65				
	0,75	10093-665 20	10123-660 46	10143-667 70				
	0,85	10094-665 30	10124-660 47	10144-667 80	665 31			
	1,00	10095-665 40	10125-660 49	10145-667 90	665 41			
	1,10	10096	10126	10146				
	1,25	10097-665 50	<b>10127-660 50</b>	10147-668 00	665 21			
	1,35	10098-665 60	10128	10148-668 10	665 61			
	1,50	10099-665 70	10129-660 60	10149-668 20	665 71			
	1,65	10100-665 80	10130-660 62	10150-668 30				
	1,75	10101-665 90	<b>10131-660 63</b>	10151-668 40	665 91			
	2,00	10102-666 00	10132-660 80	10152-668 50	666 01			
	2,25	10103-666 10	10133-660 85	10153-668 60	666 11			
	2,50	10104-666 20	10134*	10154-668 70	666 21			
	2,75	666 40						
3,0	666 50							
3,5	666 55							
4,0	666 60							
<b>List</b>		\$poa	\$poa	\$poa				

Delevan								
		60 B	45 B	80 B	60 A	80 A	45 W	60 W
	0,50	10200-679 10			10180		10220	10160
	0,60	10201			10181		10221	10161
	0,65	10202			10182		10222	10162
	0,75	10203	679 20		10183		10223	10163
	0,85	10204-679 30	679 206		10184		10224	10164
	1,00	10205-679 40	679 208		10185		10225	10165
	1,10	10206-679 41			10186		10226	10166
	1,25	10207-679 43	679 211		10187		10227	10167
	1,35	10208-679 44	679 212		10188		10228-679 212 1	10168
	1,50	10209-679 45	679 213	679 76	10189		10229-679 213 1	10169
	1,65	10210-679 47	679 214		10190		10230	10170
	1,75	10211-679 46	679 215		10191	679 772	10231-679 204 1	10171
	2,00	10212-679 48	679 216	679 78	10192		10232	10172
	2,25	10213-679 49	679 217	679 79	10193		10233-679 217 1	10173
	2,50	10214-679 50			10194		10234	10174
	<b>List</b>		\$poa			\$poa	\$poa	\$poa

Fuel Nozzles Manufacturer Comparison Chart							
		Steinen	Danfoss	Monarch	Delevan	Hago	Fluidics
  	<b>Solid</b>	S	S/SR	AR/R	B	ES/B/P	S/SF
	<b>Hollow</b>	H	H/HR	NS/PL	A	H	H/HF
	<b>Half Hollow</b>	Q	B	PLS/PLP	W	SS	-



## Coils







### HEATING COILS - K Series

	Part #	Manufacturer #	Dimensions (mm)	List
	148 200 080 502	4.680-077.0	A 57 - B 275 - C 390	\$669
	Fits models: SB-HDWS1 / SB-HDWS2 / 500CI / 501C / 550C / 555CI / 555 / 555C / 555CS / 555CS / 557CI / 590C / 600C / 600CI / 600CS / 697CI / 698C / 790C / 790CSX / 790CI / 790C / 790CS / 790CI / 797CI / 801B / 840C / 890C / Farmer / SB-HDW			
	148 200 080 502	4.680-127.0	A - B - C	\$poa
	165 200 080 126	4.680-126.0	A 57 - B277 - C435	\$poa
	Fits models: 5/12C / 6/14C/CX / 501C / 550C / 551C / 558C/CSX / 698C / 798C/CSX / 990 / 1000DE/BE / 1200DE / 2600 / SB-HDWS/S2			
	148 200 080 512	4.680-063.0	A 57 - B 277 - C 455	\$624 C 🐷
	Fits models: 610 / 580 / 650 / 690 / 750 / 760 / 800B / 800BE / 890 / 990 / 1000BE / 1000DE / 1200DE / SB-HDW-S / Farmer Super			
	165 200 080 522	4.680-097.0	A 57 - B 277 - C 510	\$637 C
	Fits models: 655 / 695 / 699 / 745 / 755 / 795 / 891ST / 895 / 945 / 995 / 1291ST / HDS Super / 895S			
	165 200 080 542	4.680-135.0	A 57 - B 277 - C 540	\$799 C 🐷
Fits models: 7/11 / 7/12-4M/MX / 7/16C/CX / 7/16-4C/CX / 8/17C/CX / 8/17-4M/MX / 8/18-4C/CX/M/MX / 9/14ST / 9/15 / 9/17-4C/CX/M—9/18-4M/MX / 11/18-4S / 12/14ST / 2/14-4ST / 12/14-S/ST / 650 4M / 655M / 695M/S/SX / 850-4MX / 891ST / 895/M/MX/S/SX / 995/M/MX/SX / 1150-4S / 1150-4S / 1195/SX / 1291ST / SUPER/M/MX/SX				
165 200 080 145	4.680-145.0	A 57 - B 277 - C 510	\$poa	
Fits models: 10/120-4M/SX				
Pipe Diameter 17.2mm				


	148 200 080 532	4.680-070.0	A 170 - B 320 - C 530	\$669
	Fits models: 1210 / 1250 / 1290 / 1390 / 1000 / 1195 / 1295 / 1291ST / 891ST			
	148 200 080 532	4.680-098.0	A 170 - B320 - C 530	\$poa
	165 200 080 144	4.680-144.0	A 170 - B320 - C560	\$poa
	Fits models: 12/18-4S/SX			
	148 200 080 146	4.680-146.0	A 170 - B 320 - C 595	\$767
	Fits models: 13/12-4S/SX			
	165 200 080 552	4.680-097.0	A 170 - B 320 - C 620	\$poa
	Fits models: 1590			
	165 200 080 121	4.680-121.0	A 210 - B 380 - C 675	\$poa
Fits models: 2000 Super				
Pipe Diameter 17.2mm & 21.3 (for last 2 models)				


## Coils


WAP	Part #	Dimensions (mm)	Pipe	List
	148 200 080 600	A 240 - B 280 - C 500	17.2	\$poa
	<i>May suit: WAP C / CS/ DX bis 06/ 98</i>			
	148 200 080 601	A 260 - B 280 - C 500	17.2	\$poa
	<i>May suit: WAP DX ab 07/98</i>			
		600		
		601		


COMET	Part #	Dimensions (mm)	Pipe	List
	115 30440016	A 80 - B 280 - C 440	17.0	\$poa
	<i>: Suits KCS/ KE Super</i>			
	115 30440017	A 80 - B 280 - C 600		\$poa
	<i>: Suits KF8.15 / KF9.21</i>			
	115 30440020	A 80 - B 215 - C 385	17.0	\$poa
	<i>Comet 30440020: Scout</i>			
	115 30440019	A 80 - B 280 - C 350		\$poa
	<i>Comet 30440019: Suits KD300</i>			


*Stainless versions also available*

WAP	Part #	Dimensions (mm)	Pipe	List
	148 200 080	A 190 - B 300 - C 710	21.3	\$poa
	<i>May suit: WAP C900/C1000/C1250/HWM1280/HWM1300</i>			

PORTOTECHNICA	Part #	Dimensions (mm)	Pip	List
	148 200 080	A 250 - B 300 - C	17.	\$581 C
	<i>May suit: Portotecnica / FAIP HD200 Super Indy / Golden Jet / Mistral Jet Profi 2360T / Mistral Jet P MJP DS23660T or DS2575T or DS2960T FAIP</i>			

MAZZONI	Part #	Dimensions (mm)	Pipe	List
	165 CDR0660	A 80 - B 285 - C 540	17.0	\$poa
	<i>May suit: Mazzoni W 5050</i>			

SIRIO	Part #	Dimensions (mm)	Pipe	List
	148 200 080 645	A 215 - B 280 - C 550	17.0	\$678 C
	<i>May suit: Sirio Skipper</i>			
	148 200 080 640	A 215 - B 280 - C 480	17.0	\$548 C
	<i>May suit: Sirio Match Ball</i>			

AUSSIE FAIP	Part #	Dimensions (mm)	Pipe	List
	148 CDR0523	A 80 - B 280 - C 460	17.0	\$poa
	<i>Aussie Faip: Suits Indy / Super Indy</i>			
	148 CDR0522	A 80 - B 280 - C 465	17.0	\$poa
	<i>Aussie Faip: Suits TK15 / TK215 / Professional Top</i>			
	148 TX01259	A 225 - B 265 - C 515	17.0	\$poa
	<i>Aussie : Suits Stella</i>			

Other Coil Sizes				
	Part #	Dimensions (mm)	Pipe	List
Alberti	148 CDR0661	A 220 - B 270 - C 350	17.0	\$poa
Alberti	148 CDR0663	A 220 - B 270 - C 460	17.0	\$poa
Alberti	148 CDR0662	A 220 - B 270 - C 515	17.0	\$poa
Comet	148 CDR0521	A 80 - B 215 - C 380	17.0	\$poa
Christiani	148 CDR0673	A 225 - B 265 - C 350	17.0	\$poa
Christiani	148 CDR0674	A 225 - B 265 - C 515	17.0	\$poa
Christiani	148 CDR0682	A 70 - B 225 - C 405	17.0	\$poa
Idromatic	148 CDR0683	A 225 - B 265 - C 515	17.0	\$poa
Lavor Kappa	148 200 080 631	A 220 - B 200 - C 320	17.0	\$poa
Lavor Kaiman	148 200 080 632	A 220 - B 200 - C 430	17.0	\$poa
Lavor FKX/RIO	148 200 080 631	A 220 - B 200 - C 320	17.0	\$poa
Lavor	148 200 080 632	A 220 - B 200 - C 430	17.0	\$poa

Spitwater	Part #	Dimensions	Pipe	List
BAR Coil, may suit Spitwater machines	148 200 080 660	A na - B 45 - C 535	Med	\$680 C
	148 200 080 670	A na - B345 - C 440	Smal	\$844 C
	148 200 080 680	A na - B xx - C595?	Big	\$poa






Castello	Part #	Dimensions (mm)	Pipe	List
	118 49600500	A xx - B xxx - C xxx	Std	
	118 49600600	A 55 - B 280 - C 500	SS	
	<i>: Suits Fire A</i>			
	118 49500300	A 55 - B 280 - C 440	SS	
	<i>: Suits Fire B</i>			
	118 49500600	A 60 - B 280 - C 370	Std	\$poa
	118 49500700	A 60 - B 280 - C 380	SS	\$poa
	<i>: Suits Hydra</i>			
	118 49501000	A 55 - B 285 - C 590	Std	
	118 49500900	A xx - B xxx - C xxx	SS	
	<i>: Suits Urano 20/21 Big</i>			

## Coils





## Coils

CDR.0488		\$poa	CDR.0505		\$poa	CDR.0518		\$poa
Gr. 31000		Oz. 1,125.3	Gr. 23000		Oz. 834.9	Gr. 28000		Oz. 1,016.4
CdR P2 coil, for high pressure washers fitting Portotecnica			Cdr S6 coil, for high pressure washers fitting Sirio			CdR S7, coil, for high pressure washers fitting Sirio		
Series			Series			Series		
<ul style="list-style-type: none"> <li>• Futura</li> <li>• Mistral Jet Proffy 2360T, 2960T, DS2360T, DS2575T, DS2960T</li> <li>• Golden Jet</li> <li>• Fire Box</li> <li>• Faip HD 200</li> </ul>		 <p>25 cm-9.85" 48 cm 18.91" 30 cm-11.82"</p>	<ul style="list-style-type: none"> <li>• Match Ball</li> </ul>		 <p>21,5 cm-8.47" 48 cm 18.91" 28 cm-11.03"</p>	<ul style="list-style-type: none"> <li>• Skipper</li> </ul>		 <p>21,5 cm-8.47" 55 cm 21.67" 28 cm-11.03"</p>
Made of electric welded steel pipe, hot rolled. Dia. 17mm.-0.67"			Made of electric welded steel pipe, hot rolled. Dia. 17mm.-0.67"			Made of electric welded steel pipe, hot rolled. Dia. 17mm.-0.67"		
CDR.0522		\$poa	CDR.0523		\$poa	CDR.0660		\$poa
Gr. 27500		Oz. 998.2	Gr. 26500		Oz. 962.0	Gr. 31500		Oz. 1,143.5
CdR S11 coil, for high pressure washers fitting Faip.			CdR S12 coil, for high pressure washers fitting Faip.			CdR S14 coil, for high pressure washers fitting Mazzoni.		
Series			Series			Series		
<ul style="list-style-type: none"> <li>• Professional Top TK 15, TK 215</li> </ul>		 <p>8 cm-3.15" 46,5 cm 18.32" 28 cm-11.03"</p>	<ul style="list-style-type: none"> <li>• Indy</li> <li>• Super Indy</li> </ul>		 <p>8 cm-3.15" 46 cm 18.12" 28 cm-11.03"</p>	<ul style="list-style-type: none"> <li>• W 5050</li> </ul>		 <p>8 cm-3.15" 54 cm 21.28" 28,5 cm-11.23"</p>
Made of electric welded steel pipe, hot rolled. Dia. 17mm.-0.67"			Made of electric welded steel pipe, hot rolled. Dia. 17mm.-0.67"			Made of electric welded steel pipe, hot rolled. Dia. 17mm.-0.67"		
TX.01259		\$poa	CDR.0668		\$poa			
Gr. 24300		Oz. 882.1	Gr. 26500		Oz. 962.0			
CdR S34 coil, for high pressure washers Idrobace.		22,5 cm-8.86"	CdR S22 coil, for high pressure washers fitting Lavor / Fasa.		21 cm-8.27"			
Series			Series					
<ul style="list-style-type: none"> <li>• Stella</li> </ul>		 <p>51,5 cm 20.29" 26,5 cm-10.44"</p>	<ul style="list-style-type: none"> <li>Fitting Lavor</li> <li>• Techna 4</li> <li>Fitting Fasa</li> <li>• Maxima</li> </ul>		 <p>46 cm 18.12" 28 cm-11.03"</p>			
Made of steel pipe hot rolled. Dia. 17mm-0.67".			Made of electric welded steel pipe, hot rolled. Dia. 17mm-0.67".					

Capacitors									
25uF		35uF		35uF		40uF		45uF	
									
Part #	List	Part #	List	Part #	List	Part #	List	Part #	List
115 04340020		115 04340055		115 04340047		115 04340019		115 04340323	
45uF China		50uF		60uF		60uF		60uF	
									
Part #	List	Part #	List	Part #	List	Part #	List	Part #	List
121 37015500		115 04340010		115 04340328		118 50525600		115 04340032	

## Burner Parts

Fuel Pump		Fuel Filter / Water Separator		Inline Fuel Filter		Insulation Blanket	
A2VA-7116 Fuel Pump Used on almost all Hydro Tek Diesel Fired Machines		Racor Fuel Filter / Water Separator Replacement Element: BF025		Inline Fuel Filter 1/4"		Fiberfrax Insulation Blanket 24" x 25"	
Part #	List	Part #	List	Part #	List	Part #	List
BPA10	\$poa	BF020	\$poa	BF015	\$poa	BN053	\$poa

Clean-Cut Fuel Pump		
Clean-Cut Fuel Pump with Integrated Fuel Valve		
Part #	Type	List
BPA15	120 VAC w/PD Timer	\$poa
BPA16	220 VAC	\$poa

Insulation Discs		
Insulation Discs		
Part #	Type	List
BN09	Disc 14.33"x1"	\$poa
BN054	Disc with 4" Hole 18"	\$poa
BN109	Disc 18" Exhaust Side	\$poa

Fuel Valves		
Fuel Valves		
Part #	Type	List
BPV02	12 VDC	\$poa
BPV10	120 VAC	\$poa
BPV20	220 VAC	\$poa

Fuel Valve Coils		
Includes Wire & Plug		
Part #	Type	List
BPV15	12 VDC	\$poa
BPV14	120 VAC	\$poa
BPV19	220 VAC	\$poa

Primary Controls		
Primary Controls		
Part #	Type	List
BMC12	120 VAC	\$poa
BMC22	220 VAC	\$poa
BMC24	VAC Beckett CF800	\$poa

Soot Remover	
Red Devil Soot Remover. Big 32 oz. Bottle.	
Part #	List
CB200	\$poa

Descaler	
Big 8lb Container of sulfamic acid. Used to remove mineral and soap deposits from heating coils. Instructions included.	
Part #	List
CB100	\$poa

Fuel Nozzles			Fuel Nozzles		
Part #	Size	List	Part #	Size	List
BZ100	1.00 70B	\$poa	BZ226	2.25 80A	\$poa
BZ101	1.00 90W	\$poa	BZ227	2.25 90A	\$poa
BZ121	1.20 70B	\$poa	BZ250	2.50 80B	\$poa
BZ125	1.25 80B	\$poa	BZ255	2.50 80A	\$poa
BZ135	1.35 80B	\$poa	BZ257	2.50 70W	\$poa
BZ150	1.50 80B	\$poa	BZ275	2.75 80B	\$poa
BZ151	1.75 80B	\$poa	BZ276	2.75 90B	\$poa
BZ152	1.50 90A	\$poa	BZ300	3.00 90B	\$poa
BZ175	1.75 80B	\$poa	BZ325	3.25 90B	\$poa
BZ176	1.75 80A	\$poa	BZ350	3.50 90B	\$poa
BZ200	2.00 80B	\$poa	BZ400	4.00 90B	\$poa
BZ225	2.25 80B	\$poa	BZ550	5.50 80B	\$poa

Rate gph @100 psi	U.S. Gallons per Hour No.2 Fuel Oil							
	Operating Pressure : Pounds per Square Inch							
	125	140	150	175	200	250	275	300
0.40	0.45	0.47	0.49	0.53	0.56	0.63	0.66	0.69
0.50	0.56	0.59	0.61	0.66	0.71	0.79	0.83	0.87
0.60	0.67	0.71	0.74	0.79	0.85	0.95	1.00	1.04
0.65	0.73	0.77	0.80	0.86	0.92	1.03	1.08	1.13
0.75	0.84	0.89	0.92	0.99	1.06	1.19	1.24	1.30
0.85	0.95	1.01	1.04	1.13	1.20	1.34	1.41	1.47
0.90	1.01	1.07	1.10	1.19	1.27	1.42	1.49	1.56
1.00	1.12	1.18	1.23	1.32	1.41	1.58	1.66	1.73
1.10	1.23	1.30	1.35	1.46	1.56	1.74	1.82	1.91
1.20	1.34	1.42	1.47	1.59	1.70	1.90	1.99	2.08
1.25	1.39	1.48	1.53	1.65	1.77	1.98	2.07	2.17
1.35	1.51	1.60	1.65	1.79	1.91	2.14	2.24	2.34
1.50	1.68	1.77	1.84	1.98	2.12	2.37	2.49	2.60
1.65	1.84	1.95	2.02	2.18	2.33	2.61	2.73	2.86
1.75	1.96	2.07	2.14	2.32	2.48	2.77	2.90	3.03
2.00	2.24	2.37	2.45	2.65	2.83	3.16	3.32	3.46
2.25	2.52	2.66	2.76	2.98	3.18	3.56	3.73	3.90
2.50	2.80	2.96	3.06	3.31	3.54	3.95	4.15	4.33
2.75	3.07	3.25	3.37	3.64	3.90	4.35	4.56	4.76
3.00	3.35	3.55	3.67	3.97	4.24	4.74	4.97	5.20
3.25	3.63	3.85	3.98	4.30	4.60	5.14	5.39	5.63
3.50	3.91	4.14	4.29	4.63	4.95	5.53	5.80	6.06
3.75	4.19	4.44	4.59	4.96	5.30	5.93	6.22	6.50
4.00	4.47	4.73	4.90	5.29	5.66	6.32	6.63	6.93
4.50	5.04	5.32	5.51	5.95	6.36	7.11	7.46	7.79
5.00	5.59	5.92	6.12	6.61	7.07	7.91	8.29	8.66
5.50	6.15	6.51	6.74	7.27	7.78	8.70	9.12	9.53
6.00	6.71	7.10	7.35	7.94	8.49	9.49	9.95	10.39



PRESSURE SWITCHES					
	PR5	PR5 + Tee	PR16	PR1	PS600
	Temp: 90°C Pressure: 3650 Psi Voltage: 250 Volt Max. Current: 6 amp	Temp: 90°C Pressure: 3650 Psi Voltage: 250 Volt Max. Current: 6 amp	Temp: 75°C Pressure: 3650 Psi Voltage: 250 Volt Max. Current: 16 amp	Temp: 90°C Pressure: 8700 Psi Volt: 250 Max. Current: 16amp	Temp: 90°C Pressure: 8700 Psi Voltage: 250 Volt Max. Current: 16 amp Cable: 1200mm
1/8" Bsp M Red 360Psi 1/4" Bsp M Black 580Psi 1/4" Bsp M Red 360Psi 3/8" Bsp M Black 580Psi 3/8" Bsp M Black 580Psi* * with Stainless Nipple 3/8" Bsp MF Blue 220Psi 3/8" Bsp MF Blue 220Psi 3/8" Bsp M Black 650Psi 3/8" Bsp M Red 360Psi	29.0080.18 \$42 29.0080.50 \$46 29.0080.00 \$46 29.0080.80 \$39	A 145 29.0077.15 \$63 B 145 29.0076.15 \$62	29.0040.20 \$47 D 29.0040.30 \$44 D 29.0040.00 \$41 D 29.0035.10 \$55 D	29.0000.00 \$117 29.0000.25 \$149	155 4090003000 \$132 155 4090003000 \$132

### SOLENOID VALVE



**Solenoid Valve with connector**

**Specifications:**  
Inlet: 1/4" F  
Temp: 90°C  
Pressure: 0 to 1885 Psi

Part #	Description	List
148 832 00	24v 50hZ	\$299
148 832 10	230v 50hZ	\$299

### Spare Parts PR5 Tee


145 29.0095.24	O Ring Kit (Total of 5)	\$38
145 29.0012.51	Spring 1.2 x 8 x 18mm Sst	for 29.0080.75 \$5
145 29.0085.61	Spring 1.3 x 8 x 18mm Sst	for 29.0080.00 \$3
145 29.0084.61	Spring 1.4 x 8 x 18mm Sst	for 29.0080.50 \$3
145 29.0064.11	Spring 1.6 x 8 x 18mm Sst	\$3
145 12.5006.00	Microswitch + Cable	\$25

### Spare Parts PR16

145 29.0048.24	O Ring Kit	\$11
145 29.0094.51	Spring 1.3 x 8 x 18mm Sst	\$4
145 29.0085.61	Spring 1.4 x 8 x 18mm Sst	\$3
145 29.0084.61	Spring 1.6 x 8 x 18mm Sst	\$3
145 12.5001.00	Microswitch, 16A 250V	\$18

### THERMOSTATS

#### THERMOSTAT - c/w External Probe




29.0250.35      12.5050.00

**Specifications:**  
Temp: 120°C  
Voltage: 240 Volt  
Max. Current: 16 amp  
Probe: 7x95mm  
Coil Length: 900mm

Part #	Description	List
145 12.5050.00	Thermostat	\$64 D
165 50280	Knob	\$poa D
145 29.0250.00	Probe Case	\$29 D
145 29.0250.35	Probe Pocket	\$58 D
145 tba	Dial	\$poa D

#### THERMOSTAT - c/w Internal Probe



**Specifications:**  
Temp: 120°C  
Pressure: 3600 Psi (max.)  
Voltage: 250 Volt  
Max. Current: 16 amp  
Probe: 7x95mm  
Coil Length: 900mm  
Connection: M14 x 1M

Part #	Description	List
145 12.5060.00	Thermostat	\$93 D
165 50280	Knob	\$poa
145 29.0254.31	Probe Case	\$12 D
145 29.0250.35	Probe Pocket	\$58 D
145 tba	Dial	\$poa



FLOW SWITCH with Probe														
	Vertical Use*	Horizontal Use*	Rated Pressure	Flow-Delivery	Flow-Feed	Voltage	Switch Capacity	Max. Current	Cable	Shutter	Gauge Bolt	In/Out		List
<b>PA Version FL</b>														
28.0500.10	3 l/min	3 l/min	3650 psi	30 l/min		230V	60VA	3A	1.25m	Delrin		3/8" Bsp M	FL3	\$92
28.0540.10	3 l/min	3 l/min	3650 psi	30 l/min		230V	60VA	3A	1.25m	Brass		3/8" Bsp M	FL3	\$135
28.0530.10	3 l/min	3 l/min	3650 psi	30 l/min		230V	60VA	3A	1.25m	Delrin	1/4" Bsp F	3/8" Bsp M	FL3	\$99
28.0535.00	3 l/min	3 l/min	3650 psi	30 l/min		230V	60VA	3A	1.25m	Brass	1/4" Bsp F	3/8" Bsp M	FL3	\$poa
28.0400.10	9 l/min	6 l/min	5100 psi	60 l/min	30 l/min.	230V	60VA	3A	1.25m			3/8" Bsp F	FL7	\$poa
28.0400.38	4 l/min	3 l/min	5100 psi	60 l/min	30 l/min.	230V	60VA	3A	1.25m			3/8" Bsp F	FL7	\$poa
28.0430.00	.3 l/min	n/a	5100 psi	60 l/min	30 l/min.	230V	60VA	3A	1.25m			3/8" Bsp F	FL7	\$150
28.0450.00	9 l/min	n/a	7300 psi	60 l/min	30 l/min.	230V	60VA	3A	1.25m			3/8" Bsp F	Stainless	\$226
<b>Meccline Version MV60/70</b>														
4090200001	4 l/min.	na	5075 psi		30 l/min.	250V	120VA	3A	1.57m			3/8" Bsp F	MV60	\$99
4090200002	na	6 l/min.	5075 psi		30 l/min.	250V	120VA	3A	1.57m			3/8" Bsp F	MV60	\$99
4090200000	9 l/min	6 l/min.	7252 psi		30 l/min.	250V	120VA	3A	1.57m			3/8" Bsp F	Brass	\$190
4090200004	4 l/min	na.	7252 psi		30 l/min.	250V	120VA	3A	1.57m			3/8" Bsp F	Stainless	\$212
200 505 500			7252Psi		30 l/min.	250V		1A	1.20m			3/8" Bsp F		\$201

\* Minimum Operating flow rate



28.0540.10

MV60

28.0400.10

28.0430.00

28.0450.00

BATTERIES AND LEADS			
Gel Battery Australian made	Budget battery	800mm Red/Black	Battery master Switch
165 Battery ETX15L \$199 A	XIS Battery \$99	165 Battery Cable 8mm Bla \$10	165 61075 Switch \$115
165 Battery ETX16 \$199 A		165 Battery Cable 8mm Red \$10	165 61077 Lever Kit for above \$poa
165 Battery Holder CB16 \$60 A			
165 Battery E Stop Box \$387 A*			
* SS Mine spec box holds battery, e stop, on/off			


## Electric boxes with delayed total



## stop system

Part Number	Description	Suits motor	Power	Notes	List
115 30270220	Kit - Delayed Total Stop system with electric box	5.5 to 9 Hp	3 Phase	Including 6 meters cable no plug	\$477 C
115 30270221	Kit - Delayed Total Stop system with electric box (including thermal safety switch ( relays) for the electronic board )	5.5 to 9 Hp	1 Phase	Including 6 mts cable no plug and ( including thermal safety switch ( relays) for the electronic board )	\$571 C
115 30270222	Kit delayed Total stop system with electric box	3 Hp	1 Phase	Including 6 meters cable with Shuko plug	\$385 C

### SWITCH KIT

	PART #	Description	LIST
	165 Switch Kit 2.2 Kw	Use 165 Switch Kit 2.2 Kw TRIS	\$460 c
165 Switch Kit 2.2 Kw TRIS	On/Off Switch c/w Overload	\$460 c	
165 Switch Kit 2.2 Kw TIMER	On/Off Switch c/w Overload	\$623 c	
165 Switch Kit 3-11Kw	Use 165 Switch Kit 3-7 Kw TRIS	\$438	
165 Switch Kit 3-7 Kw TRIS	On/Off Switch c/w Overload	\$438	
165 Switch Kit 7.5 Kw TRIS	On/Off Switch c/w Overload	\$poa C	
165 Switch Kit 7.5 Kw Therm	On/Off Switch c/w Overload	\$3,112 C	
165 Switch Kit 11 kw OL	On/Off Switch c/w cable Plug	\$433 C	
165 Switch Kit 11 kw TRIS	On/Off Switch c/w cable Plug	\$883 C	
165 Switch Kit 15 Kw	On/Off Switch - Star/Delta	\$1,667 C	
165 Switch Kit 18 Kw	Switch Kit Star / Delta start	\$1,806 C	

### Electric Motors (1440 Rpm)

B3/B14 OUTPUT SHAFT	HOLLOW SHAFT	DOUBLE FLANGE
1.8kW to 13kW	2.2kW to 15kW	2.2kW to 18.5kW
		
	165 M41002/2IN2C3K0 2.2kW \$475 C	165 M41122/2NR8C3KG 2.2Kw \$741 C
	165 T41125/5IN1C2K0 5.5kW \$599 C	165 T41124/ONR1C3KG 4.0Kw \$740 C
		165 T41125/5NR1C3KG 5.5Kw \$812 C
		165 T41337/5NR1C5KG 7.5Kw \$1,199 C
		165 T413311/NR1J5KG 11KW \$1,199 C

# Heat Gun

Variable Temperature Heat Gun

For paint removal, soldering, bending, hawing or softening.



**Ideal for:**

- Easy removal of old paint and varnish containing oils or solvents from wooden surfaces
- PVC shaping
- Soldering
- Thawing or softening

**Features:**

- Powerful 2000 watt motor makes it ideal for various types of applications
- Variable temperature and air flow buttons allow precise settings
- LCD display conveniently indicates temperature and air volume settings
- Built in thermal cut-out protects the tool from damage due to overheating
- Soft grip for improved use comfort
- Complete with additional nozzles, scraper and carry/storage case
- Historical memory of lost setting for quick start up

**Highlights:**



Part #	Input Power	Air Volume Flow		Air Temperature		Weight	Dimensions	List
		Low	High	Low	High			
IHPLD2233	2000W	250 l/min	500 l/min	50°C	650°C	0.79kg	32x9.2x26.8	\$109 C



## Power Plugs

### POWER PLUG Single Phase



Domestic mains power supply in Australia is 240V AC, 50Hz. Standard 3-pin earthed power outlets are rated at 10Amps. For larger electric motors, nominally over 2.0kw, a 15amp plug and socket are required

Part #	Inlet	List
165 439S TR	Power Plug 240V 10amp	\$2.66 C
165 439S15HD	Power Plug 240V 15amp	\$4.87 C

### POWER PLUG 3 Phase



Part #	Inlet	IP	List
165 P4P10ASP TWM	Power Plug 4 Pin 10Amp	IP66	\$44 C
165 P4P20ASP	Power Plug 4 Pin 20Amp	IP66	\$29 C
165 P4P32ASP TWM	Power Plug 4 Pin 32Amp	IP66	\$31 C
165 P4P10ASP	Power Plug 4 Pin 10Amp	IP66	\$44 C

## Portable Power Boxes (with RCD protection)



### Heavy Duty Leads

10 or 15 Amp with Indicator Light.  
SAA Certified  
RCBO 30mA Protection, AC/A type  
Lead: 1.5mm flexible heavy duty cable @ 2M, Au approved, Class H  
Fire retardant  
Weather resistant  
Hang Sell Packaged

Part #	Faces	Sockets	Plug	Amp. to	List
<b>Power Box without Plug Shield</b>					
MSG10	2	4 x 10amp	10amp	30mA	\$53 A
MSG15-2	2	4 x 15amp	15amp	30mA	\$63 A
<b>Power Box with Plug Shield</b>					
MSG10-N	2	4 x 10amp	10amp	30mA	\$53 A
MSG15-2N	2	4 x 15amp	15amp	30mA	\$63 A
<b>10 to 15amp Adaptor (without shield)</b>					
MS044	1	1 x 10amp	15amp	30mA	\$53 A

## Electrocution Protection



### Specifications

Rated voltage: 230V AC  
Rated Current: 16A  
Tripping Current: 10mA and 30mA available  
Max Tripping Time: 30ms  
Protection Degree: IP 55  
Standard: IEC61540 hd639S1  
TUV GS CE PAHS approved  
Flame retardant shell  
Silicone Rubber Button  
Against Tear

Application: RCD05 provides added personal protection against electrocution when using electrical equipment in adverse conditions such as building sites, plant applications, industrial manufacturing, where water presents a danger and rough handling is expected. Can be used on portable applications and extension leads. Universal-suitable for all countries of the world.

Part #	Description	List
RCD05	Protection	\$32 A

## Push Button LED



push button LED Series AD60-200



Extension Leads												
							<b>10 Amp</b>					
							10 Amp with Indicator Light. SAA certified AU Power Point & cable Max Load: 2400W Lead: 1.0mm, 3 core flex heavy duty cable					
							Part #	Length	Colour	Amps	Wire Size	List
							<b>10 Amp Cable / 10 Amp Plugs</b>					
125 85.804.001G	20m	Green	10amp	9mm	\$35 C							
125 85.804.001O	20m	Orange	10amp	9mm	\$35 C							
125 85.804.001Y	20m	Yellow	10amp	9mm	\$35 C							
<b>15 Amp</b>												
15 Amp with Indicator Light. SAA certified AU Power Point & cable Max Load: 3600W Lead: 1.5mm, 3 core flex heavy duty cable												
<b>15 Amp Cable / 15 Amp Plugs</b>												
125 85.804.006O	15m	Orange	15amp	10mm	\$35 C							
125 85.804.007Y	20m	Yellow	15amp	10mm	\$39 C							
125 85.804.008R	30m	Red	15amp	10mm	\$55 C							



100m Roll - Orange Cable 10amp (H05W-F V-75 .6/1K)

P/N		Core	List
125 85.804.010	FLEX2	2core X 10mm OD	\$99 C
125 85.804.009	FLEX3	3core X 10mm OD	\$158 C



20 Metre Extension Lead with Built-In RCD Safety Switch  
 Rating: IP65 30mA  
 RCBO 30mA Protection, AC/A type

P/N	Core	Wire Size	Lead and Plug	List
125 85.804.004	FLEX3	7.0mm	10 Amp	\$58
125 85.804.005	FLEX3	8.5mm	15 Amp	\$69

## BE

### HI-VIS SAFETY LEAD

**FEATURES**

- 20m Extension Lead
- High Visibility Colours
- Weather Proof Cable
- Reinforced Insulation
- 10amp Heavy Duty
- Fire Retardant
- Water Resistant Cable
- Illuminated Plug

## Popular Strainers

	US Mesh	Microns	Filters
<p><b>What does mesh size mean?</b> Figuring out mesh sizes is simple. All you do is count the number of openings in one inch of screen. The number of openings is the mesh size. So a 4 mesh screen means there are four little squares across one linear inch of screen. A 100 mesh screen has 100 openings, and so on. Note, therefore that as the number describing the mesh size increases, the size of the particles decreases. Higher numbers = finer powder. Mesh size is not a precise measurement of particle size. Screens can be made with different thicknesses of wire. The thicker the wires, the smaller the particle passing through that screen, and vice versa</p> <p><b>What is a micron?</b> A micron is another measurement we use for measuring particle size. A micron is one-millionth of a meter or one twenty-five thousandth of an inch.</p>	10	2000	Finer
	12	1680	Finer
	14	1410	Finer
	16	1190	Finer
	18	1000	Finer
	20	840	Finer
	25	710	Finer
	30	590	Finer
	35	500	Finer
	40	420	Finer
	45	350	Standard
	50	297	Standard
	60	250	Standard
	70	210	Standard
	80	177	Standard
	100	149	Standard
	120	125	Coarser
	140	105	Coarser
170	88	Coarser	
200	74	Coarser	
230	62	Coarser	
270	53	Coarser	
325	44	Coarser	
400	37	Coarser	
550	25	Coarser	
800	15	Coarser	
1250	10	Coarser	

WATER INLET FILTER (Clear Bowl)					
					Perf: 30 l/min., 40°C
Part #	Inlet	Outlet	Port Plugs	Mesh	List
125 85.300.055	1 1/16" F	1/2" Npt M	1/4" Bsp F x 2		\$54 D
125 85.300.165	Garden plug adaptor				\$7 D

Y Strainer					
					Brass: 30 l/min., 225 Psi SS: 30 l/min., 800 Psi Temp: 100 C
Part #	Inlet	Outlet	Material	Mesh	List
125 85.801.001	1/2" Bsp F	1/2" Bsp F	Brass	45 mesh	\$12
125 85.801.002	3/4" Bsp F	3/4" Bsp F	Brass	45 mesh	\$19
155 0211000530	3/4" Bsp F	3/4" Bsp F	Brass	45 mesh	\$29
165 Y16	1" Bsp F	1" Bsp F	Brass	45 mesh	\$33

Line Filter			
Line Filter - T Style 3/4" Bsp F In/Out to 55 l/min., 145 Psi., 60°C	Filter Package BAR Petrol from 9Hp (ie where a Clear Bowl Filter is fitted)	Filter Package BAR Petrol to 6.5Hp (ie where no Clear Bowl Filter fitted)	Filter Package BAR Electric machines
155 8105040 32 Mesh \$28 155 8105041 50 Mesh Blue \$28 147 23.0032 80 Mesh Grey \$28 155 8105043 100 Mesh Red \$28	155 8105043-2 \$43 D	155 8105043-1 \$37 D	155 8105043-3 T Style \$32 D 115 10020129-11 In Line Style \$32 D

## Strainers

### Line Filter - T Style

Protect your machine from water containments at the inlet



Line Filter - T Style to 55 l/min., 145 Psi., 60°C	Filter Package BAR Petrol to 6.5Hp (ie where no Clear Bowl Filter fitted)	Filter Package BAR Petrol from 9Hp (ie where a Clear Bowl Filter is fitted)	Filter Package BAR Electric machines (ie where a Clear Bowl Filter is fitted)
155 8105037 1/2" Bsp FF 50 Mesh Blue \$27 155 8105038 1/2" Bsp FF 80 Mesh Grey \$26 155 8105039 1/2" Bsp FF 100 Mesh Red \$21  155 8105040 3/4" Bsp FF 32 Mesh \$29 155 8105041 3/4" Bsp FF 50 Mesh Blue \$28 147 23.0032 3/4" Bsp FF 80 Mesh Grey \$28 155 8105043 3/4" Bsp FF 100 Mesh Red \$28	155 8105043-1 \$37 🤖  <u>Consists of:</u> 155 8105043 Filter 165 DP6016 Plas. Garden Plug 165 40-BAR731212 Brass Plug  🤖	155 8105043-2 \$43 🤖  <u>Consists of:</u> 155 8105043 Filter 165 1010612 Plas. Garden Plug 125 85.801.003 GdnMx1/2"BspM	155 8105043-3 \$32  <u>Consists of:</u> 155 8105043 Filter 165 1010612 Plas. Garden Plug 125 85.300.167 Plas. Garden Ad

### Line Filter - In-Line Style



Line Filter - In-Line Style to 55 l/min., 145 Psi., 60°C	Filter Package BAR Electric machines
155 0211001110 1/2" Bsp MF 50 Mesh \$30  Replacement Cartridge: 155 C00100074 \$12	115 10020129-11 \$32 🤖  <u>Consists of:</u> 115 10020129 Filter 125 85.300.167 165 1010600

### T Style - Replacement Cartridges for T Style



Replacement Cartridges:			
155 C00100057	Cartridge Red	32 Mesh	\$4
155 C00100058	Cartridge Blue	50 Mesh	\$9
155 C00100059	Cartridge Yellow	80 Mesh	\$7
155 C00100060	Cartridge Green	100 Mesh	\$10
(Dimensions L72mm x W32mm)			
155 G00002052	Gasket		\$3

### Line Filter - Heavy Duty



F5L Line Filter - T Style to 30 l/min., 145 Psi., 40°C	F8 Line Filter - T Style to 30 l/min., 145 Psi., 40°C	F5L Line Filter - T Style to 30 l/min., 145 Psi., 40°C <i>With Bypass</i>	Replacement Filters
145 28.0320.00 1/2" Bsp FM 46 M \$27 145 28.0320.15 1/2" Bsp FM 100 M \$29 145 28.0320.20 1/2" Bsp FF 46 M \$25 145 28.0320.65 1/2" Bsp FF 100 M \$26	145 28.0390.00 1/2" Bsp FM 46 M \$23 145 28.0390.15 1/2" Bsp FM 100 M \$23 145 28.0380.00 1/2" Bsp FF 46 M \$23 145 28.0380.15 1/2" Bsp FF 100 M \$23	145 28.0370.00 1/2" Bsp FM 46 M \$33	145 28.0323.53 46m \$5 145 28.0326.53 100m \$5



# Low Pressure Strainers

**WATER INLET STRAINER - 5" (188mm)**

to 30 l/min., 145 Psi., 40°C

188mm Canister 5" Mesh Filter Cotton Filter

Part #	In/Out	Description	List
125 85.300.059	1/2"	Full Kit	\$144 D
148 734 50	3/4"	Canister only	\$59 D
148 734 60	1"	Canister only	\$59 C
148 734 55		Mesh Filter 60 Microns	\$30 C
148 734 54		Mesh Filter 150 Microns	\$25 C
148 734 543 0		Mesh Filter 430 Microns	\$29 D
148 734 56		Cotton Filter 20 Microns	\$8 D
148 734 506		O Ring	\$6 D
148 734 505		Housing Key	\$13 D
148 734 507		Wall Holder - Plastic	\$21 D
165 Filter Bracket		Use to fit filter to M & R frame	\$37 D

**WATER INLET STRAINER - 10" (310mm)**

310mm Canister 9 3/4" Mesh Filter Cotton Filter

Part #	In/Out	Description	List
148 734 70	3/4"	Canister only	\$83 D
148 734 80	1"	Canister only	\$88 D
148 734 330 2	1"	Canister only (Brass Head)	\$181C
148 734 293 02		Mesh Filter 60 Microns	\$32 D
148 734 74		Mesh Filter 150 Microns	\$34 D
148 734 7X		Mesh Filter 430 Microns	\$27 D
148 734 77		Cotton Filter 5 Microns	\$13 D
148 734 76		Cotton Filter 30 Microns	\$12 D
148 734 506		O Ring	\$6 D
148 734 505		Housing Key	\$13 D
148 734 507		Wall Holder - Plastic	\$21 D

The higher the number of microns, the more coarsely meshed is the filter i.e. 60 microns allows more grit than 20 microns  
The lower the Mesh, the more coarsely meshed is the filter i.e. 20 Mesh allows more grit than 60 Mesh

**WATER INLET STRAINER**

**Specifications:**  
Flow: 30 l/m 40°C  
Pres: 145 Psi max  
Filtration: 80 Mesh, 300 Micron

Part #	In	Out	By	List
155 0211001100	1/2" F	1/2" F	n/a	\$26
155 0211001090	1/2" F	1/2" M	n/a	\$14
155 0211001080	1/2" F	1/2" M 1/4" F		\$29

**WATER INLET FILTER**

**Specifications:**  
Flow: 37 l/min., 40°C  
Pressure: 145 Psi (max.)  
Filtration: 300 Micron

Inlet: 1 1/16" F  
Outlet: 1/2" Npt M  
Port Plugs: 1/4" Bsp F x 2

Part #	Outlet	List
125 85.300.058	1/2" Npt M	\$27
222 ZAFIL	1/2" Bsp M	\$31
125 85.300.165	Garden Adaptor	\$7 (100)

**STRAINER "Y"**

**Poly Y Poly strainer with 400 Micron**

Flow:  
Pressure:  
Inlet/Outlet: 1/2" Bsp M

Part #	List
147 23.0087	\$29

**INLET STRAINER**

Part #	In/Out	By-pass	List
145 15.0004.12	3/4" FF	n/a	\$36
145 15.0004.02	1" FF	n/a	\$36

**INLINE STRAINER (Turbo Nozzle Protector)**

**Specifications:**  
Flow: 30 l/min.  
Temp: 90°C  
Pressure: 5000 Psi

Part #	Inlet	Outlet	List
125 85.211.007B	QC Plug	14/16" Bsp M	\$28
125 85.211.007N	QC Plug	14/16" Npt M	\$28
125 85.211.006	1/4" Npt M	1/4" Npt F	\$28

**STRAINER "Y" BRASS**

**Brass Y strainer with 350 Micron filter**

Flow: 30 l/min., 100°C  
Pressure: 225 Psi (max.)  
Filtration 45 Mesh

Part #	Inlet	Outlet	List
<b>45 mesh strainer</b>			
0211000510	3/8" Bsp	3/8" Bsp F	\$16
0211000520	1/2" Bsp	1/2" Bsp F	\$19
85.300.065	1/2" Npt F	1/2" Npt M	\$42*
* with by-pass port			
0211000530	3/4" Bsp	3/4" Bsp F	\$29
165 Y16	1" Bsp F	1" Bsp F	\$33
<b>400 Micron</b>			
147 23.0045	1/2" Bsp	1/2" Bsp F	\$17
147 23.0046	3/4" Bsp	3/4" Bsp F	\$25
147 23.0047	1" Bsp F	1" Bsp F	\$25

**STRAINER "Y" STAINLESS 316**

**Stainless Y strainer with 100 Micron filter**

Flow: 30 l/min., 100°C  
Pressure: 800 Psi (max.)  
Filtration 1000 Micron

Part #	Inlet	Outlet	List
<b>500 Micron</b>			
147 23.0048	3/8" Bsp	3/8" Bsp	\$101
<b>1000 Mi-</b>			
147 23.0049	1/2" Bsp	1/2" Bsp	\$85
147 23.0050	3/4" Bsp	3/4" Bsp	\$132
147 23.0051	1" Bsp F	1" Bsp F	\$103

**WATER INLET FILTER (Clear Bowl)**

**Specifications:**  
Flow: 30 l/min., 40°C

Inlet: 1 1/16" F  
Outlet: 1/2" Npt M  
Port Plugs: 1/4" Bsp F x 2

Part #	Inlet	List
85.300.055	Clear bowl Filter	\$54 D
85.300.165	Garden Adaptor Brass	\$7 D
85.309.054	Plastic section	\$4 D
85.309.056	Filter element	\$4 D



## High Capacity Filters

### FILTERS



FP 01



FP 02



FP 05



FP 06






FA 01



FA 02



FA 03

Code							Material	Price
		l/min	US gpm	bar	psi			
1002 0201	FP 01	70	18,5	12	174	1" G	Plastic	\$102 C
1002 0202	FP 02	110	29	12	174	1" 1/4 G	Plastic	\$164 C
1002 0208	FP 05	200	52,8	8	116	2" G	Plastic	\$246 C
1002 0209	FP 06	400	105,6	8	116	3" G	Plastic	\$232 C
1002 0205	FA 01	150	39,6	30	435	1" 1/2 G	Aluminium	\$800 C
1002 0206	FA 02	260	68,7	10	145	3" G	Aluminium	\$1800 C
1002 0254	FA 03	30	7,9	10	145	1" G	Steel body 100 micron cartridge	\$1800 C
1002 0255	FA 03	30	7,9	10	145	1" G	Steel body polypropylene 25 micron cartridge	\$1800 C

## Hose

### BLUFOOD - FOOD HOSE



**Designed for industrial foam cleaning application.**

**Suitable for:**

Foam or pre-spraying hose in the food industry. Suits water and water/detergent mixes, capable of contact with liquid food products

- PVC hose with 5 layers and a flush surface
- Reinforced with a twofold textile meshwork
- Liquid food safe
- Pressure to 725 Psi and temp. to 70°C
- Diameter 12mm. Wall Thickness 5mm
- Supplied with 1/2" Stainless Male ends

Part #	Length	Diameter	Wall	Cover	List Price
148 475 046 610 9	10m	1/2"	3.5mm	Blue	\$235
148 475 046 615 9	15m	1/2"	3.5mm	Blue	\$360
148 475 046 620 9	20m	1/2"	3.5mm	Blue	\$412

Other ends:

165 IHCSS18-32	Worm Drive Clamp to suit 1/2" Hose	\$1.90
165 Z06005-0808	Hose Barb - 1/2" barb + 1/2" Bsp F swivel (Brass)	\$11
165 Z06003-0808	Hose Barb - 1/2" barb + 1/2" Bsp M swivel (Brass)	\$11
145 30.6430.00	Hose Barb - 1/2" barb + 1/2" Bsp M end (Brass)	\$15

### FOODJET - FOOD HOSE



**Resistant to animal & poultry fats.**

**Suitable for:**

Oil, water in oil emulsions & water mixes with up to 50% detergent

- Interior - Synthetic, oil resistant rubber with tight textile meshwork
- Cover - Synthetic rubber. Particularly abrasion, oil & solar resistant
- Weatherproof & food safe
- Pressure to 1150 Psi and temp. to 150°C
- Diameter 12mm. Wall Thickness 3.5mm
- Supplied with 1/2" Stainless Male ends

Part #	Length	Diameter	Wall	Cover	List Price
148 490 046 010 9	10m	1/2"	5mm	Blue	\$225
148 490 046 015 9	15m	1/2"	5mm	Blue	\$300
148 490 046 020 9	20m	1/2"	5mm	Blue	\$399

Other ends:

165 IHCSS18-32	Worm Drive Clamp to suit 1/2" Hose	\$1.90
165 Z06005-0808	Hose Barb - 1/2" barb + 1/2" Bsp F swivel (Brass)	\$11
165 Z06003-0808	Hose Barb - 1/2" barb + 1/2" Bsp M swivel (Brass)	\$11
145 30.6430.00	Hose Barb - 1/2" barb + 1/2" Bsp M end (Brass)	\$15



Low Pressure Guns  
Page 387

### SPIRAL SUCTION HOSE



**Designed for suction**

Hose Diameter	List per metre		List 25 metres	
19mm (3/4")	148 307 519	\$4	148 307 519A	\$87
25mm (1")	148 307 525	\$5	148 307 525A	\$99
32mm (1 1/4")	148 307 532	\$6	148 307 532A	\$130
38mm (1 1/2")	148 307 538	\$11	148 307 538A	\$180
50mm (2")	148 307 550	\$14	148 307 550A	\$289

### GARDEN HOSE HOLDER

Plastic	Powder Coated Steel	Stainless Steel	Brush Holder - Stainless
Capacity: 40 metres 1/2" Dimensions: W260xH165xD170mm	Capacity: 40 metres 1/2" Dimensions: W280xH130xD140mm	Capacity: 40 metres 1/2" Dimensions: W350xH155xD195mm	Suitable for all brushes Dimensions: W250xH100xD90mm
148 110 00 \$12	148 110 05 \$27	148 110 06 \$139	148 108 290 30 \$45

## Hose

### GARDEN HOSE

#### FULLER HOSE FITTINGS - To set up 18mm (3/4" Hose)

**165 950-5205 List \$10**  
Quick Connect 18mm Female  
18mm hose connector



**165 950-5204 List \$6**  
Quick Connect 12mm Female



**165 950-5224 List \$5**  
Plug 18mm male  
Fits 25mm garden tap



**165 950-5223 List \$4**  
Plug 18mm male  
Fits 19mm garden tap



#### FULLER HOSE FITTINGS - To set up 12mm (1/2" Hose)

**165 950-5124 List \$4**  
Plug 12mm male  
Fits 25mm garden tap



**165 950-5115 List \$4**  
12mm Hose Connector  
Repairs 12mm Hose



#### HOSE - POPE GARDEN HOSE

##### High Quality Garden Hose

- Australian manufactured garden hose. Same hose as that sold by a major Australian hardware chain
- Normal garden hose is 12mm (1/2") supplied with ends
- Higher capacity 18mm (3/4") supplied without ends



Part #	Hose Size	Length	Ends	List
165 1011526	12mm (1/2")	15m	12mm Female QC (x 2)	\$30
165 1011525	18mm (3/4")	18m	Blank	\$59


### GARDEN HOSE

Ends: 1 1/16" Npt Male Fixed and 1 1/16" Npt Female Swivel

Part #	Length	Hose Size	End 1	End 2	List Price
90.050.050 Yellow	15m	1/2"	1 1/16" M	1/16" Fsw	\$40
90.058.100 Yellow	30m	5/8"	1 1/16" M	1/16" Fsw	\$131
90.358.050 Blue	15m	5/8"	1 1/16" M	1/16" Fsw	\$99
90.358.100 Blue	30m	5/8"	1 1/16" M	1/16" Fsw	\$99
90.375.050 Blue	15m	3/4"	1 1/16" M	1/16" Fsw	\$119
90.375.100 Blue	30m	3/4"	1 1/16" M	1/16" Fsw	\$131
90.300.010	F Spray Gun c/w adjustable brass tip				\$23
90.300.011	G Spray Gun c/w 8 function spray head				\$27
85.308.120	D Washer, with Filter				\$1.15
85.308.121	E Washer for Garden Hose				\$3

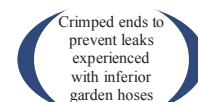
#### Convert Hose to a standard garden hose

165 950-5101	J - Gardena Fitting - QC F & male thread to the hose	\$5
165 950-5301	K - Gardena Fitting - QC F & male thread to the hose Brass	\$16
165 950-5102	L - Gardena Fitting - QC F & female thread to the hose	\$5
125 85.300.165	C - Plug, Pump to 1/2" Garden Hose - Brass	\$6 (100)
165 40-BAR18HF	C - Plug, Pump to 3/4" Garden Hose - Brass	\$17
165 1010600	H - Tap / Nut Adaptor	\$5



##### High Quality Garden Hose

- A perfect addition to your pressure cleaner purchase. Get the best from your new machine by making sure there are no leaks at the inlet
- Supplied with fixed male / female swivel Bsp ends
- Fittings available to allow use as a standard garden hose



Domestic Spray Gun	Professional Spray Gun
165 S1304 \$9	125 85.205.020 \$69

# Low Pressure Hose Fittings

HOSE BARBS			
Part #		Description	List
155 0212003670	1	G1/2"M x G3/4"M	\$4.00
125 85.308.120	2	Washer with Filter	\$1.00
155 0209000200	3	G3/4"F X 15-19mm	\$10.00
155 0209000210	4	G3/4"F X Garden Plug	\$9.00
155 0209000215	4	G1/2"F X Garden Plug	\$7.00
155 0209000205	4	G1"F X Garden Plug	\$12.00

Low Pressure Intake Valves	
<p>Return Valve Avoids backflow in any mounting position</p>	<p>Backflow Preventer Prevent cleaning agents returning to the potable circuit</p>
<p>148 733 00 3/8" <b>\$30</b> 148 733 05 1/2" <b>\$30</b> 148 733 10 3/4" <b>\$29</b> 148 733 20 1" <b>\$36</b></p>	<p>148 734 10 3/4" <b>\$71</b></p>

GARDEN THREAD NIPPLE	
	<p>Convert from garden thread to 3/4" Bsp M</p>
Part #	165 40-BAR731212 List \$14
Size	3/4" Garden Thread M + 3/4" Bsp M

ADAPTER, GARDEN HOSE HEX (short)	
	<p>with by-pass port</p>
Part #	148 40-BAE01 List \$24
Size	3/4" Garden Thread F + 1/2" Npt M

ADAPTER, GARDEN HOSE HEX	
	<p>with by-pass port</p>
Part #	125 85.300.131 List \$23
Size	3/4" Garden Thread F + 1/2" Npt M

ADAPTER, GARDEN HOSE HEX	
Part #	125 85.300.120 List \$10
Size	3/4" Garden Thread F + 1/2" Npt M

ADAPTER, GARDEN H HEX + EASGRIP	
Part #	125 85.300.122 List \$13
Size	3/4" Garden Thread F + 1/2" Npt M

BALL VALVE - Low Pressure	
Part #	148 726 420 List \$24
Size	3/4" Garden Thread M/F

Filter		
Part #		List
725 40	3/4"	\$poa







2/3 Hose Tails				
Straight Brass				
	Part #		List	
10mm 1/2"				
10mm 3/4"				
13mm 1/2"	711 52	34	\$4	
13mm 3/4"	711 50	37	\$6	
13mm 1"	711 51	41	\$11	
19mm 3/4"	711 55	39	\$7.2	
19mm 1"	711 56	38	\$11	
25mm 1"	711 57	40	\$15	
Angle Plastic				
	Part #	List		
	711 65	49	\$9	
	711 60	49	\$8	
Angle Brass				
	Part #	List		
	711 68	41	\$21.46	
	711 75	41	\$19	
	711 70	42	\$25.13	

Hose Connectors										
Straight Plastic										
	Part #	List								
6mm	715 10	49	\$1							
8mm	715 20	56	\$2							
12mm	715 30	73	\$3							
T. Plastic										
	Part #	List								
	717 10	50	26	\$2						
	717 20	58	30	\$3						
	717 30	68	36	\$4						
Y. Plastic										
	Part #	List								
	716 10	46	\$2							
	716 20	53	\$3							
	716 30	68	\$5.8							








# Low Pressure Hose Fittings



Hose Couplings (for 12mm Plugs)						
						
	D	D	D	D	C	B
	Plug + Tap Connector F C Tap Connector F D Plug 12mm	Plug + Tap Connector F C Tap Connector 3/4" F D Plug 12mm	Plug + Tap Connector M E Tap Connector M D Plug 12mm	Plug + Tap Connector M C Tap Connector M D Plug 12mm	Plug + Tap Connector F D Tap Connector 3/4" F C Plug (2 x 12mm0)	Plug + Coupling D Coupling + Clamp C Plug 12mm
1/2"	148 728 310 <b>\$6</b>		148 728 320 <b>\$9</b>			
3/4"	148 728 311 <b>\$5</b>	165 1010600 <b>\$5</b>	148 728 321 <b>\$7</b>	165 1010612 <b>\$4</b>	148 728 465 4 <b>\$50</b>	148 727 791 <b>\$10.00</b>
3/4"		165 950-5123 <b>\$5</b>		165 950-5131 <b>\$4</b>		

Hose Couplings (for 12mm Plugs)					
					
	B	B	C	C	B
	Coupler + Connector A Female 3/4" Bsp B Coupling 12mm	Coupler + Connector A Male 3/4" Bsp B Coupling 12mm	Coupler + Connector A Hose Connector B Coupling	Coupler + Connector A Hose Connector B Coupling Brass	Connector+ Connector A Hose Connector A Hose Connector
12mm	165 950-5102 <b>\$5</b>	165 950-5101 <b>\$5</b>	148 727 01 <b>\$5</b> 165 950-5105 <b>\$5</b>	165 950-5305 <b>\$22</b>	148 727 61 <b>\$4</b>
18mm			148 727 03 <b>\$5</b>		148 727 62 <b>\$6</b>

OTHER				
STRAINER + HOSE BARB	QUICK HOSE CONNECTOR 1/2"	QUICK HOSE CONNECTOR 1/2"	QUICK HOSE CONNECTOR 1/2"	PLUG GARDEN HOSE QC
				
<ul style="list-style-type: none"> <li>Inlet 3/8" Bsp M</li> <li>Hose barb 17mm</li> <li>Fitted with strainer</li> <li>Rated to 20 l/min. Psi</li> </ul>	<ul style="list-style-type: none"> <li>Inlet 1/2" GHT M</li> <li>Hose Plug - 12mm 1/2"</li> <li>Rated to 30 l/min.115 Psi</li> </ul>	<ul style="list-style-type: none"> <li>Inlet 3/4" GHT M</li> <li>Hose Plug - 18mm 3/4"</li> <li>Rated to 30 l/min.115 Psi</li> <li>Suits large 3/4" garden hose</li> </ul>	<ul style="list-style-type: none"> <li>Inlet 3/4" GHT M</li> <li>Hose Plug - 12mm 1/2"</li> <li>Rated to 30 l/min.115 Psi</li> <li>Suits std 1/2" garden hose</li> </ul>	<ul style="list-style-type: none"> <li>Inlet QC Plug 1/2"</li> <li>3/4" Bsp M</li> <li>Rated to 30 l/min.115 Psi</li> </ul>
145 28.0035.00 <b>\$8</b>	155 0121710230 <b>\$8</b>	165 40-BAR18HF Brass <b>\$17</b> 165 950-5231 Plastic <b>\$4</b>	125 85.300.165 <b>\$6</b>	125 85.300.137 <b>\$12</b>

## Fuel tanks

Italian Fuel Tanks					Italian Fuel Tanks with Handles					Large Capacity fuel tank No handle				
Tanks made in high density polyethylene (Eltex) plastic, suitable for acids & fuels, complete with standard inspection porthole with cap, vent, air vent terminal of 3/8", fuel tank pick up & the tank is ready to be used. The porthole is ready to take a fuel gauge (mechanical or electric) elbow terminal of 1/4" for rubber hose as second fuel pick up or diesel return, for fixed installation.					Tanks made in high density polythene (eltex) plastic, suitable for acids & fuels, complete with standard inspection porthole with cap, vent, air vent terminal of 3/8", fuel pick-up & the tank is ready to be used. The porthole is ready to take a fuel gauge (mechanic or electric) elbow terminal of 1/4 for rubber hose as second fuel pick-up or diesel return, for fixed installation.					Made in high density polythene (eltex) plastic this fuel tank has the same features as previous fuel tanks but without the handles.				
Part no.	Capacity	Length	Width	Height	Part No.	Capacity	Length	Width	Height	Part No.	Capacity	Length	Width	Height
165 37342	41 Litre	650mm	390mm	200mm	165 37358	40 Litre	500MM	400mm	280mm	165 37370	120 Litre	950MM	400mm	400mm
165 37344	54 Litre	850mm	390mm	200mm	165 37360	50 Litre	650MM	400mm	280mm					
165 37346	61 Litre	950mm	390mm	200mm										
165 37350	83 Litre	850mm	390mm	200mm										
165 37352	103 Litre	1050mm	390mm	290mm										

### ELTEX PLASTIC FUEL TANKS



Eltex plastic remote fuel tank complete with dip-tube and cap with vent. Horizontal and Vertical functioning

Part No.	Capacity	Length	Width	Height	Reserve	Fuel Cap c/w Gauge
165 37330	11Lt	420MM	300MM	185MM	1Lt	
165 37320	12Lt	410MM	260MM	200MM	1Lt	
165 37322	22Lt	500MM	330MM	240MM	2Lt	
165 37332	27Lt	500MM	390MM	250MM	2Lt	165 37335

### BAR FUEL TANKS



DFF04 Bushing 1/4" \$2  
 DFE04 Fuel tank Ell \$5  
 DF599 Dip Tube \$11

FC094 Fuel Tank Strap \$19

BAR Fuel Tanks are made from high quality cross link Polyethelene. Tanks do not include fuel tank caps, bushings or elbows

#### 15 Litre tanks

WT036 Red \$175  
 WT037 Black \$175

#### 30 Litre tanks

WT075 Clear \$264

#### 68 Litre tanks

WT078 Clear \$336  
 WT079 Black \$351  
 WT08R Red \$217



WT081 Fuel Cap Gas \$17  
 WT080 Fuel Cap Diesel \$16

## Fuel tanks

Steel Vertical Fuel Tanks



Stainless Horizontal Fuel Tanks



Part no.	Capacity	Depth	Width	Height
118 45000100	xx Litre	155mm	300mm	700mm

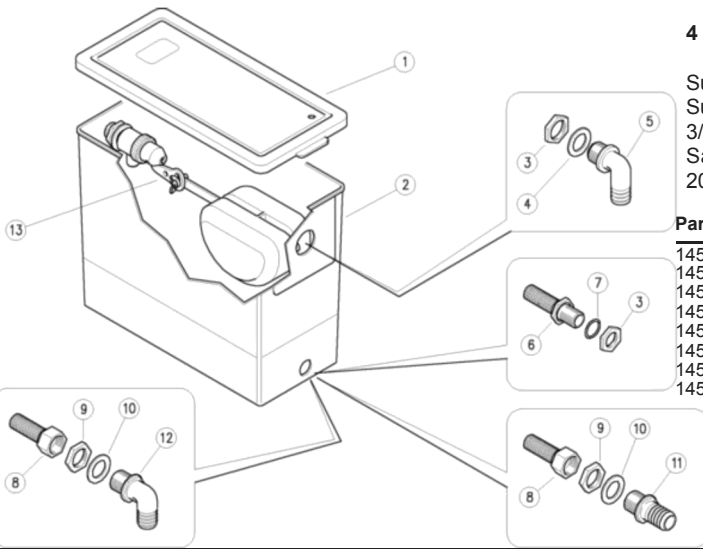
Part No.	Capacity	Length	Width	Height
165 Fuel Tank Kit 165 Fuel Cap	25 Litre	xxMM	xxmm	xxmm

## Water Tanks & Accessories

### Water Tank - 4 Litres with Float Valve

#### 4 Litre plastic Water Tank:

Supplied with:  
Suction Strainer  
3/8" M brass float valve  
Safety Hose outlet 13mm  
20mm hose barb



Part #	Pos	List
145 28.2008.84	1	\$11
145 29.0160.00	13	\$54
145 28.2005.84	2	\$51
145 29.0176.81	4	\$2
145 28.0080.23	6	\$17
145 28.2027.23	8	\$12
145 29.0175.31	9	\$7
145 29.0177.81	10	\$2

Part #	Inlet	Hose barb	List
145 28.2020.00	3/8" Bsp M	20mm Straight	\$127
145 28.2020.10	3/8" Bsp M	20mm Bent	\$106

### Float Valve - Brass



**Tap, c/w Float**  
Protects pump by maintaining a constant flow by monitoring water levels in a reservoir.

Overall length 240mm

Part #	Inlet	Other	List
147 22.0014	3/4" Bsp M	Brass Tap, 60°C, 105 Psi	\$63

### Float Valve - Brass RGO



Part #	Inlet	Other	Length	List
145 29.0160.00	3/8" Bsp M	Float for tanks above	250mm	\$53
145 29.0160.80	3/8" Bsp M	Shorter float arm	200mm	\$67
145 29.0160.20	3/4" Bsp M		250mm	\$72
145 29.0199.24		Repair Kit		\$11

### Float Valve - Plastic



Overall length 165mm

Part #	Inlet	Other	List
145 29.0150.00	3/4" Bsp M	Plastic, 60°C,	\$39

### Water Tank - Stainless



Part #	Description	List
125 85.601.015	Stainless Water Tank	\$269
165 SF-0920	Low level cut off switch (limited cable)	\$67
115 30420021	Low level cut off switch - heavy duty	\$140

### Tank Accessories



Part #	Inlet	Outlet	Type	List
28.2021.00	3/8" Bsp M	13mm hose barb	Elbow	\$7
29.0171.31	3/8" Bsp F		Nut	\$4
13.5032.19	1/2" Bsp M	20mm hose barb	Straight	\$12
12.2023.00	1/2" Bsp M	20mm hose barb	Elbow	\$7
13.0003.38	1/2" Bsp M	13mm hose barb	Straight	\$11
12.2023.13	1/2" Bsp M	13mm hose barb	Elbow	\$6
2.0090.15	1/2" Bsp M	1/2" Bsp M	Nipple	\$12
13.5031.84	1/2" Bsp M	1/2" Bsp M	Nipple	\$9
13.0003.37	1/2" Bsp M	1/4" Bsp M	Nipple	\$12

### Float Valve - Plastic



Overall length 200mm

Part #	Inlet	Other	List
147 22.0012	3/4" Bsp M	Plastic, 60°C,	\$31









# Low Pressure Water Tanks



Water Tanks			
35 Litre	60 Litre	100 Litre	200 Litre
			
Length: 480mm Width: 360mm Height: 350mm	Length: 830mm Width: 340mm Height: 380mm	Length: 830mm Width: 520mm Height: 380mm	Length: 820mm Width: 640mm Height: 530mm
165 GR-35 <b>\$179 C</b> Lid - 165 RSLB113   \$49	165 GR-60 <b>\$239 C</b> Lid - 165 RSLB170   \$37	165 GR-100 <b>\$335 C</b> Lid - 165 RSLB170   \$37	165 GR-200L <b>\$482 C</b> 165 GR-300L <b>\$829 C</b> 165 GR-400L <b>\$1099 C</b>
nb: Mounting Kits not included....order separately			

Other Tanks			
55 Litre Wash	80 Litre Wash	Tool Box	Skid, Tank & Reels
			
Length: 450mm Width: 350mm Height: 480mm	Length: 890mm Width: 345mm Height: 330mm	Length: 1180mm Width: 500mm Height: 570mm	Includes: High Quality Skid - Fully plumbed water tank Stainless reels x 2 Note: Pressure cleaner, red tank & hose not included
165 GR-HW55 <b>\$269 C</b>	165 GR-80T <b>\$389 C</b>	165 GR-TBTrailer <b>\$565 C</b>	125 T185TW    700 Litres    \$1,829 125 T270TW    1000 Litres    \$2,299 (See Petrol Hot Water section for dimensions)

Water Tanks with Steel Skid			
100 Litre	200 Litre	600 Litre	600 Litre
			
Length: 815mm Width: 450mm Height: 595mm	Length: 940mm Width: 600mm Height: 750mm	Length: 1190mm Width: 1050mm Height: 890mm	
165 ST0100CS <b>\$945 Y</b>	165 STO200CS <b>\$1125 C</b>	TPTSP00600KFG    \$2499 C	TPTSP00400AKFG    \$poa Y

	JM Hire	JJ Junior 6.5Hp Mobile	J 13Hp Mobile	J Maxi 20 to 27Hp Mobile	J Van Mount
					
Frame	165 Frame JH \$736	165 Frame JJ \$312	165 Frame J \$346 (125 85.600.206G)	165 Frame JM China \$349 165 Frame JM Aust \$612	165 Frame JT A \$1599 165 Frame JT B \$1799
Fit small wheels:		Optional ▼	Optional small w ▼		
Axles		165 Frame J Axle B \$56 2 axles 580mm	165 Frame J Axle B \$56 2 axles 580mm	165 Frame J Axle B \$19 2 Axles 725mm	
Axle Spacer		165 Frame J Spacer B \$5 4 x 25mm Axle Spacers	165 Frame J Spacer B \$5 4 x 25mm Axle Spacers	165 Frame J Spacer A \$6 4 x 50mm Axle Spacers	
Wheels - small		125 85.660.004 Small \$29	125 85.660.004 Small \$29	125 85.660.004 \$29	
Fit large wheels:		Included ▼	Optional large w ▼	165 Frame J Axle B	
Axles		165 Frame J Axle A \$70 2 axles 725mm	165 Frame J Axle A \$70 2 axles 725mm	2 Axles 850mm 165 Frame J Spacer A	
Axle Spacer		165 Frame J Spacer A \$5 4 x 50mm Axle Spacers	165 Frame J Spacer A \$5 4 x 50mm Axle Spacers	4 x 50mm Axle Spacers	
Wheels - Large		85.660.006 \$36	85.660.006 \$36	85.660.006 \$36	
	SPECIFY IF USING SMALL OR LARGE WHEELS WHEN ORDERING				
Wheel Washer		125 39.000.020 x 4 \$1		165 01076703 x 4 \$1	
Axle Nut		125 09.000.018 x 4 \$4		125 09.000.018 x 4 \$4	
Axle Nut		165 NYC34 \$1		165 NYC34 \$1	
Vibration Plate			165 Base Plate \$65 (500x300x3)	165 Base Plate Jetter \$136 (600x400x3)	
Brake Assembly					
Fuel Tank			For diesel builds	165 Fuel Tank Kit \$299	
Fuel Tank Cap				165 Fuel Cap \$40	
Tank/Cap Neck				CTA035 \$23	
Fuel Tank Mtng Bracket			Stainless tank ▼	165 Fuel Tank Kit Brack	
Water Break Tank			125 85.601.014 \$199	125 85.601.015 38L \$285	85.601.015 50L \$469
Float Switch			165 SF-0920 \$64	165 SF-0920 \$57	
Float Assy			147 22.0012 \$28	147 22.0014	
Re-inforcement Plate	Blank				
Re-inforcement Plate	Black				
Height Extension Kit					
Battery Box					
Battery Holder			165 Battery Hanger \$103	Battery Holder CB16 \$60	
Ignition Switch				165 64018 \$62	
<b>Belt Drive Components</b>					
Red Belt Guard		Belt Guard small - red \$179	165 Belt Guard - red \$199		
Belt tensioner Kit		Belt Tensioner Kit \$133	165 BTK \$133		
Belt Tensioning Kit	For belt tensioning				
With no wheels or axles		H520xW420xL760	H620xW420xL760		JTA 1040XW540XH865
With wheels and axles	H450xW420xL570	H715xW725xL770			JTB L1040XW540XH780

# Frames & Trolleys



G Cut Down		G		G Maxi		Water Pump Square Pump		Water Pump JJ Pump		Fire Skid	
85.600.205G	\$299	85.600.204G	\$499	85.600.104G3	\$990	Frame JM P	\$196	165 Frame JP A	\$638	165 Fire Skid	\$833
						Frame RPM	\$897				
								Frame RPJ	\$872		
								Frame RPM	\$897		
								no wheels or handle kit		165 Frame JP B	\$99
										with wheels & handle	
										dim. with wheels & handle	Base plate dimensions
								H720xW560xL860		H660xW490xL660	L1070xW905xH170
										dim. no wheels & handle	Full size
										H615xW490xL660	L1400xW1010xH170
								Frame JMP	\$382		
85.660.006	\$36	85.660.006	\$36	85.660.006	\$36	c/w axle kit and handle					
Wheels Large x 4		Wheels Large x 4		Wheels Large x 4		H730xW550xL740					
								Frame RPJ	\$872		
								Junior version			
85.604.104	\$35	85.604.104	\$35								
		85.601.037 Poly	\$203								
		85.601.038	\$72								
Stainless		85.602.105	280								
85.601.015 15L	\$204	85.601.015 SS									
		85.600.104P	\$89								
		85.600.104PB	\$79								
		85.600.104E									
		85.600.104	\$115								
		(for Briggs builds)									
165 Mounting Kit	\$310										
L820xH760xW640		L960xW750xH820		L1010xW420xH660							
L970xH760xW780		L1200xW750xH820		L1250xW780xH840							

	"BE" Trolley To 6.0Hp	"B" Trolley Small To 6.5Hp		"B" Trolley Large To 13Hp		
Frame	85.600.122 (grey)	85.600.067 (black) \$nla		85.600.077 (black) \$nla		125 85.600.111 \$137
		85.600.124 (grey) \$123		85.600.125 (grey) \$244		Small
		85.600.120N (blue) \$187		85.600.007NG (stainless) \$489		125 85.600.112 \$163
		85.600.120C (red) \$187				Large
		85.600.078 (Stainless) \$poa				
Optional Wheels:						
Small	85.600.122-05	85.660.004 \$29				Hose for above 85.402.050 50m x 3/8"
Large	▲Plastic x 2			85.660.006 \$36		
Axle Cap	85.600.122-15					
Fit large wheels						
Battery Holder				85.603.001 \$29		
Soap Tank	85.600.122-06					
Rubber Foot Mount	85.600.122-07					
Lance Holder - Plastic		85.601.070		85.601.070		
Lance Holder - Left*	Steel	85.600.208-02.2.1L \$5		85.600.110-02.2.1L \$5		
Lance Holder - Right*	Steel	85.600.208-02.2.1R \$5		85.600.110-02.2.1R \$5		
* looking from rear of frame						
Decals:						
All machine decals		125 PK1100				
Operation Decal		125 PK1101				
Cardboard box (electric)				85.650.012 \$39		
With no wheels or axles						
With wheels & axles		L330xW330		L520xW350		



SF0920







85.605.015 15L



# Frames & Trolleys



	Base Plate 1200mm	Base Plate 1600mm	Base Plate Aircraft Aluminium Industrial Grade	Compact Base Plate
				
Base Plate	Frame S1200X730 \$1999	Frame S1600X800 \$3445	85.600.085A 875mm \$359 C	125 85.600.016 \$89
Roll Cage	inc	inc	85.600.085B 1190mm \$399 C	
Vibration Plate	Base Plate S1200 \$545	Base Plate S1600 \$556 (800x500x5)	85.600.085C 650mm \$199 C	
Vibration Plate		Base Plate S1600A \$694 (1100x550x5)		
Wheel Washer				
Axle Nut				
Axle Nut				
Brake Assembly				
Fuel Tank - Stainless			Fuel Tank Kit small \$499	
Fuel Tank Cap			(310x280x150)	
Fuel Tank Mtng Bracket				
Water Break Tank				
Float Switch				
Float Assy				
Re-inforcement Plate				
Re-inforcement Plate				
Height Extension Kit				
Battery Box				
Pulley Guard			85.602.081 \$345	
Dimensions	L1200XW740XH940		Type C	
Weight	250Kg		L650XW510XH110	
Dimensions - Total			L650XW370xH110	L13.625"xW18.125"
- Working Area			Type A	
			L875XW510XH110	
			L875XW370xH110	
			Type B	
			L1190XW510XH110	
			L1190XW370xH110	

## Hardware

Accessories		
Part #	Description	List
85.609.005	Yellow Warning Decal	\$2
85.609.005B	Yellow Warning Decal - BAR version	\$2
85.609.006	Owners manual	\$9
85.609.230	Decal for Handle	\$2
85.660.007	Rubber foot for frame - old style	\$3
85.660.026	Rubber foot for frame - new style 12"	\$2
85.660.008	Rubber Grommets to Hold Nozzle	\$1
85.601.004	Knuckle for Handle Frame	\$2
85.601.010	Detergent Bottle Holder	\$19
85.603.018	Mounting Block - Brass	\$59

85.650.001	Cardboard Box - to 6.5 Hp	\$22
85.650.008	Cardboard Box - to 13 Hp	\$34
85.650.012	Cardboard Box - to 13 Hp Elec.	\$39
14140189	Cardboard Box for small hot water H1000xD720xH1000	\$45
14140172	Cardboard Box for large Roll Frame H1200xD740xH1000	\$36

Other Hardware		
Part #	Description	List
165 2001	Justa Foot M10 x 60mm	\$26
165 2002 AJ2060 M12 65	Justa Foot M12 x 65mm	\$36
165 2002 AJ2090 M12 65	Justa Foot M10 x 90mm	\$41
165 2004 AJ2090 M12 65	Justa Foot M12 x 65mm	\$41
165 NR1 Grey	Mounts 	\$20
165 NRD3 White	Mounts	\$88
165 NRD3 Red	Mounts	\$88
165 Battery Holder CB16B	Battery Holder - Zinc	\$60
165 Battery Holder Gal CB16B	Battery Holder - Gal	\$99
165 Battery Lead Set	800mm Red/Black	\$39
165 Battery-Cb16-B	Battery to suit 13hp	\$99
165 61075	Battery Master Awitch	\$115
165 Battery-YS12-16CLB	Battery AGM Sealed	\$142
165 Belt Guard - Red		\$99
165 Exhaust Bend 35	Exhaust Dump Pipe	\$69
165 Exhaust Bend 38	Exhaust Dump Pipe	\$69
165 SMM-1	Stud Mount L65mm D28mmxH20mm	\$16
165 SMM40-110	Stud Mount L80mm D45mmxH20mm	\$24
165 SMW40A-110	Stud Mount L110mm D45mmxH20mm	\$25
	Thread M10	

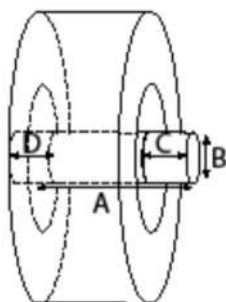
## Wheels - Foam Filled



Part #	Bearing	Bearing Dimensions				Tube	Rim	Size	Bore	Dim.	List
		A (length)	B (bushing)	C offset outer	D offset inner						
125 85.660.004	Nylon	2 1/4"	3/4"	1 3/4"	0"	Air	White	10"	19mm	4.1/3.5-4	\$29
125 85.660.004B	Ball	2 1/4"	3/4"	1 3/4"	0"	Air	White	10"			\$39
125 85.660.004BF	Steel	2 1/4"	3/4"	1 3/4"	0"	Foam	Black	10"			\$24
125 85.660.017	Nylon	2 1/4"	3/4"	2 1/4"		Foam	White	10"	19mm	4.1/3.5-4	\$49
125 85.660.006	Nylon	3 3/4"	3/4"	1 1/2"	1 1/4"	Air	White	13"	19mm	13.0x5.0-6	\$36
125 85.660.006B	Ball	3 3/4"	3/4"	1 1/2"	1 1/4"	Air	White	13"			\$59
125 85.660.036	Steel	2 1/4"	3/4"	-	-	Air	Zinc	13"		13.0x5.0-6	\$92
125 85.660.020	Ball					Foam	Zinc	13"			\$126

**Replacement Inner Tubes:**

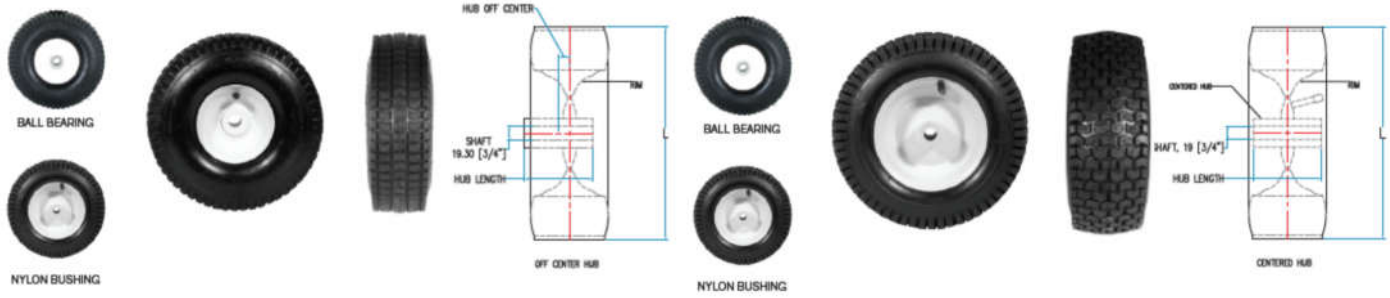
85.660.104		10"	(350-4)	\$5
85.660.106		13"	(400-6)	\$5
125 85.660.001	Wheel Axle Caps			\$1
125 39.000.020	Washer for Wheel			\$1
125 09.000.018	Nut for threaded Axle			\$3



# Frames & Trolleys

## Wheels - Pneumatic

### Tubed Pneumatic Wheel Assembly



Part #	Description	Tire Pressure	Rim	Bushing (Axle)	Hub	List
85.660.004	10" Pneumatic	30 Psi Max	Steel White	Nylon (3/4"), white	Steel, White, 2 3/8" long, 5/8" off center	\$poa
85.660.004B	10" Pneumatic	30 Psi Max	Steel White	Plated Steel (3/4"), Steel Bearing	Steel, White, 2 3/8" long, 5/8" off center	\$poa
85.660.006	12" Pneumatic	40 Psi Max	Steel White	Nylon (3/4"), white	Steel, White, 3 7/8" long, 5/8" centered	\$poa
85.660.006B	12" Pneumatic	40 Psi Max	Steel Black	Plated Steel (3/4"), Steel Bearing	Steel, White, 3 7/8" long, centered	\$43D

### MAG Rim Tubed Pneumatic Wheel Assembly



Part #	Description	Tire Pressure	Rim	Bushing (Axle)	Hub	List
85.660.032	10" Pneumatic	30 Psi Max	Aluminium	Plated Steel (3/4"), Steel Bearing	Plated Steel, 2-1/4" long, centred	\$poa
85.660.036	13" Pneumatic	30 Psi Max	Aluminium	Plated Steel (3/4"), Steel Bearing	Plated Steel, 2-1/4" long, centred	\$99D

### 12" Tubed Pneumatic Wheel Assembly



Part #	Description	Tire Pressure	Rim	Bushing (Axle)	Hub	List
85.660.050B	12" Pneumatic	40 Psi Max	Metal Black	Nylon (3/4"), Black	Steel, Black 3-7/8" long, 5/8" off centre	\$poa

### Inner Tube

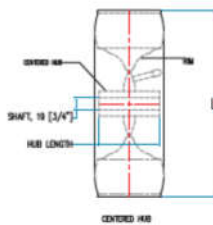
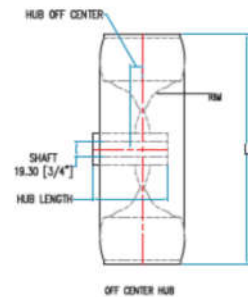
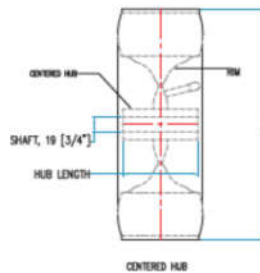
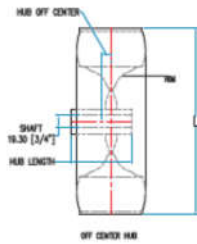


85.660.104	10"	350-4	\$poa
85.660.106	13"	400-6	\$99D



## Wheels - Foam Filled

Foam Filled Wheel Assembly



Part #	Description	Rim	Bushing (Axle)	Hub	List
85.660.017	10" foam filled	Steel Black	Plated Steel (3/4"), Steel Bearing	Steel, White, 2 3/8" long, 5/8" off centre	\$24D
85.660.004BF	10" foam filled	Steel Black	Plated Steel (3/4"), Steel Bearing	Steel, White, 2 3/8" long, 5/8" off centre	\$24D
85.660.006BF	12" foam filled	Steel Black	Plated Steel (3/4"), Steel Bearing	Steel, White, 3 7/8" long, centred	\$43D
85.660.032F	10" foam filled Mag tyre	Aluminium	Plated Steel (3/4"), Steel Bearing	Plated Steel 2 1/4" long, centred	
85.660.020F	13" foam filled Mag tyre	Aluminium	Plated Steel (3/4"), Steel Bearing	Plated Steel 2 1/4" long, centred	
85.660.050W	12" foam filled	Metal Black	Nylon (3/4"), Black	Steel, Black, 3 7/8" long, 5/8" off centre	\$27D

## High pressure pipes and holder

Support pipe holder			Assembly on welding plate				For assembly on support			
Holder including bolts, discs and welding plate			Holder including nuts for tracks & bolts with discs							
Part #	Material	List	Pipe	Zinc-plated steel	Stainless steel	List	discs.	Zinc-plated steel	Stainless steel	List
598 002 0	Zinc-plated steel	\$poa	10	598 100 4	598 100 49	\$poa	10	598 100 1	598 100 19	\$poa
598 002 09	Stainless steel	\$poa	12	598 120 4	598 120 49	\$poa	12	598 120 1	598 120 19	\$poa
			15	598 150 4	598 150 49	\$poa	15	598 150 1	598 150 19	\$poa
			16	598 160 4	598 160 49	\$poa	16	598 160 1	598 160 19	\$poa
			18	598 180 4	598 180 49	\$poa	18	598 180 1	598 180 19	\$poa
			20	598 200 4	598 200 49	\$poa	20	598 200 1	598 200 19	\$poa
			22	598 220 4	598 220 49	\$poa	22	598 220 1	598 220 19	\$poa

**Do not hesitate to ask for current prices!**

Seamless per metre					
Stainless steel V2A / AISI 304 - as per DIN 2391 and 17458/1. Production length 5-7 m. Price is per metre. Other dimensions available on request.					
Pipe	Part #	Wall Thickness	Psi	Weight	List
10	599 101 0	1,5mm	297 bar	0,319 kg/m	\$poa
12	599 121 5	1,5mm	241 bar	0,394 kg/m	\$poa
15	599 151 5	1,5mm	189 bar	0,507 kg/m	\$poa
16	599 162 0	2,0mm	252 bar	0,701 kg/m	\$poa
18	599 182 0	2,0mm	221 bar	0,801 kg/m	\$poa
20	599 202 0	2,0mm	196 bar	0,901 kg/m	\$poa
22	599 222 0	2,0mm	177 bar	1,000 kg/m	\$poa

Twin assembly		
Holder including twin bolts and fixing support. Zinc-plated steel.		
Pipe	Part #	List
10	598 100 2	\$poa
12	598 120 2	\$poa
15	598 150 2	\$poa
16	598 160 2	\$poa
18	598 180 2	\$poa
20	598 200 2	\$poa
22	598 220 2	\$poa

Simple assembly		
Holder including bolts and discs, zinc-plated steel. Suitable for twin assembly and assembly on double welding plate.		
Pipe	Part #	List
10	598 100 3	\$poa
12	598 120 3	\$poa
15	598 150 3	\$poa
16	598 160 3	\$poa
18	598 180 3	\$poa
20	598 200 3	\$poa
22	598 220 3	\$poa

Despatch for pipes (length 5 - 7m)			
<ul style="list-style-type: none"> <li>In case of 5 rods (30m) or more, the uncut lengths are sent by freight forwarding.</li> <li>In case of less than 5 rods the despatch can only be effected by UPS. The rods are then cut (max. 2 m)</li> </ul> Please consider this when placing your order.	Pipe Diameter	Parcel service (ca. 2m)	Forwarding (ca. 5-7m)
	10	1-10 pieces (2-20m)	from 5 pieces (from 30m)
	12	1-10 pieces (2-20m)	from 5 pieces (from 30m)
	15	1-10 pieces (2-20m)	from 5 pieces (from 30m)
	16	1-10 pieces (2-20m)	from 5 pieces (from 30m)
	18	1-10 pieces (2-20m)	from 4 pieces (from 24m)
	20	1-10 pieces (2-20m)	from 4 pieces (from 24m)
22	1-10 pieces (2-20m)	from 4 pieces (from 24m)	

Which diameter for which water flow?	
Pipe Diameter	Water flow
10	Up to 600 l/h
12	Up to 900 l/h
15	Up to 1100 l/h
16	Up to 1200 l/h
18	Up to 1500 l/h
20	Up to 2400 l/h
22	Up to 3600 l/h